

# First Steps in Glass Theory

**Marc Mézard**

Laboratoire de Physique Théorique de l'Ecole Normale Supérieure ‡  
24 rue Lhomond, F-75231 Paris Cedex 05, (France)  
mezard@physique.ens.fr

**Abstract.** This paper is an introduction to some of the main present issues in the theory of structural glasses. After recalling a few experimental facts, it gives a short account of the analogy between fragile glasses and the mean field discontinuous spin glasses. The many valley picture is presented, and a brief account of recent attempts to obtain quantitative results from first principle computations is summarised.

## 1. Introduction

When quenched fast enough so that it avoids the crystallisation transition, almost any liquid becomes a glass[1]. This means that the density profile is not flat as in a liquid, it contains some peaks as in a crystal, but these peaks are not located on the nodes of a periodic or quasi periodic lattice. The understanding of such amorphous 'solid' states has been recognised for a long time as a major question in condensed matter physics. The sentence by Phil Anderson: "... there are still fascinating questions of principle about glasses and other amorphous phases..." [2], written nearly thirty years ago, was once again visionary in that it foresaw the wonderful developments on glassy systems, and particularly on spin glasses. The progress has been particularly difficult in these area, and in particular as far as structural glasses are concerned.

## 2. Mathematics

The first question which comes to mind is whether the glass is a new state of matter. It is not distinguished by any obvious symmetry (a not-obvious symmetry will be discussed later) from the liquid state, and one might think (as many people do) that the density profile would actually become flat on time scales longer than the experimental ones: the glass would just be a liquid with a long relaxation time.

From the statistical physics point of view, one wants to start from a microscopic Hamiltonian. The simplest situation is that of  $N$  point-like particles in a volume  $V$ ,

‡ Address after may 1st: Laboratoire de Physique Théorique et Modèles Statistiques, Université de Paris Sud, Bat. 100, 91405 Orsay, France

with a pair interaction potential

$$H = \sum_{i < j} V_{ij}(r_i - r_j) \quad (1)$$

A simple case is that of homogeneous systems where  $V_{ij}$  is independent of  $i$  and  $j$ , and can be for instance either a hard sphere potential, a ‘soft sphere’ potential ( $V_{ij}(r) = A/r^{12}$ ), or a Lennard-Jones potential ( $V_{ij}(r) = A/r^{12} - B/r^6$ ). Also much studied numerically[3], because the crystallisation is more easily avoided, are the binary mixtures where there are two types of particles: each particle  $i$  has  $\epsilon_i \in \{\pm 1\}$  and  $V_{ij}(r) = V_{\epsilon_i \epsilon_j}(r)$ , where  $V_{++}$ ,  $V_{--}$ , and  $V_{+-} = V_{-+}$  are three potentials of the same type as before, but with different  $A, B$  parameters corresponding to particles  $+$  and  $-$  having different radii.

Does there exist, in any such case, an independent state of matter which is the glass state? Does it exist as a long-lived metastable state (like the diamond phase of carbon)? Nobody knows the rigorous mathematical answer to these questions. Actually much simpler related questions are unanswered (e.g. proving the existence of a spin glass phase in a finite dimensional short range system [4]), or have taken many efforts to solve (e.g. proving Kepler’s conjecture that the densest three dimensional packing of hard spheres is the fcc/hcp lattice [5]).

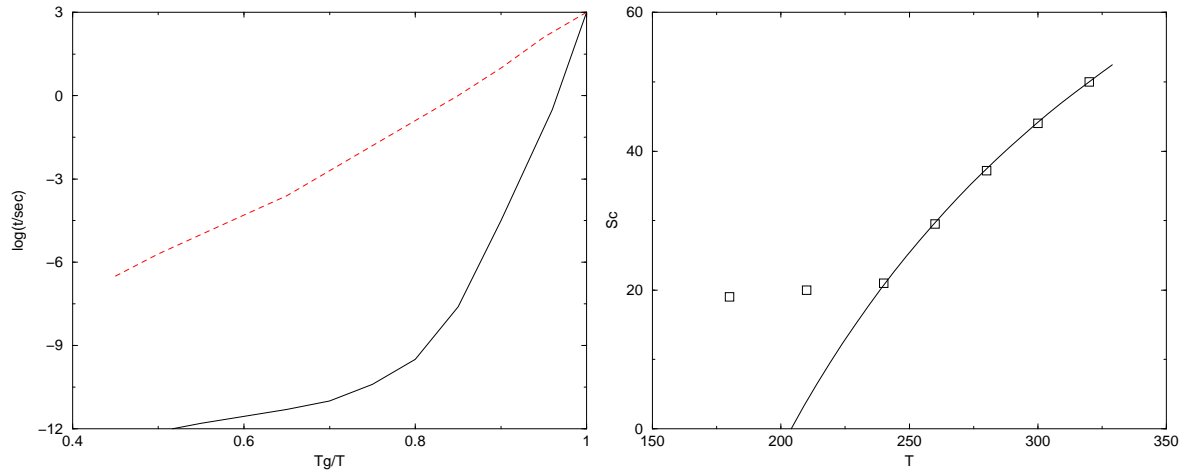
### 3. Experiments

Experimentally, the liquid falls out of equilibrium on experimental time scales, and becomes a ‘glass’, at a temperature  $T_g$  called the glass temperature[1]. This glass temperature is conventionnally defined as the one at which the relaxation time  $\tau$  of the liquid, as obtained e.g. from viscosity or from susceptibility measurements, becomes of the order of  $10^3$  seconds. Angell’s plot of  $\log(\tau/1s)$  versus  $T_g/T$  allows to distinguish several types of behaviour (fig. 1). So called strong glasses like  $SiO_2$  have a typical Arrhenius behaviour with one well defined free energy barrier. On the other hand, some glasses, called fragile, show a dramatic increase of the relaxation time when decreasing temperature which is much faster than Arrhenius: the typical free energy barrier thus increases when  $T$  decreases. This implies a collective behaviour involving more and more particles. An increase of the dynamical correlation, characteristic of the mobile particles (rather than the more natural correlation of frozen particles), has been found in recent simulations [7]. A popular fit of the relaxation time versus temperature is the Vogel Fulcher one,

$$\tau \sim \tau_0 \exp\left(\frac{A}{T - T_{VF}}\right) \quad (2)$$

which would predict a phase transition at a temperature  $T_{VF}$  which is not accessible experimentally (while staying at equilibrium). The more fragile the glass, the closer is  $T_{VF}$  to  $T_g$ , while strong glass formers have a  $T_{VF}$  close to zero.

Another interesting experimental signature is that of the specific heat. When one cools the liquid slowly, at a cooling rate  $\Gamma = -dT/dt$ , it freezes into a glass at a temperature which decreases slightly when  $\Gamma$  decreases. When this freezing occurs,



**Figure 1.** The left-hand figure shows the behaviour of the logarithm ( in base 10) of the relaxation time in seconds, versus  $T_g/T$ , for two extreme cases of glass formers. The dashed line is from GeO<sub>2</sub>, a strong glass former which has an Arrhenius like behaviour; The full line is the measurement from OTP, which is a fragile glass former with a relaxation time diverging much faster than an Arrhenius law. The right-hand figure shows the configurational entropy  $S_c$  of OTP (in  $JK^{-1}mol^{-1}$ ) versus temperature (in K). The configurational entropy, defined as the difference between the entropy of the supercooled liquid and that of the crystal, is measured through an integral of the specific heat difference. The squares are the experimental values. The glass temperature is  $T_g = 246K$ . The full line is a fit to the equilibrated data, of the type  $S_c = S_\infty(1 - T_K/T)$ . The Kauzmann temperature is  $T_K = 204K$ , the fusion temperature is  $331K$ . The data are taken from [6].

the specific heat jumps downward, from its value in the equilibrated supercooled liquid state to a glass value which is close to that of the crystal. From the specific heat, one can compute the entropy. The configurational entropy, defined experimentally as the difference  $S_c = S_{liq} - S_{crystal}$ , behaves smoothly in the supercooled liquid phase, until the system becomes a glass (see fig.1). It was noted by Kauzmann long ago that, if extrapolated,  $S_c(T)$  vanishes at a finite temperature  $T_K$ . If cooled more slowly, the system follows the smooth  $S_c(T)$  curve down to slightly lower temperatures, but then freezes again. One can wonder what could happen at infinitely slow cooling. As a negative  $S_c$  does not make sense (except for pure hard spheres, where there is no energy), something must happen at temperatures above  $T_K$ . The curve  $S_c(T)$  could flatten down smoothly, or there might be a phase transition, which in the simplest scenario would lead to  $S_c(T) = 0$  at  $T < T_K$ . This idea of an underlying "ideal" phase transition, which could be obtained only at infinitely slow cooling, receives some support from the following observation: the two temperatures where the *extrapolated* experimental behaviour has a singularity,  $T_{VF}$  and  $T_K$ , turn out to be amazingly close to each other (see the table below)[6]. The first phenomenological attempts to explain this fact originate in the work of Kauzmann [8], and developed among others by Adam, Gibbs and Di-Marzio [9], which identifies the glass transition as a 'bona fide' thermodynamic transition blurred by some dynamical effects.

If there exists a true thermodynamic glass transition at  $T = T_K = T_{VF}$ , it is a transition of a strange type. It is of second order because the entropy and internal energy are continuous. On the other hand the order parameter is discontinuous at the transition, as in first order transitions: the modulation of the microscopic density profile in the glass does not appear continuously from the flat profile of the liquid. As soon as the system freezes, there is a finite jump in this modulation (A more precise definition of the order parameter will be given below).

**Comparison of  $T_K$  and  $T_{VF}$  in various glass-formers (from [6])**

Substance	$T_K(K)$	$T_{VF}(K)$	$T_g(K)$
o-terphenyl	204.2	202.4	246
salol	175.2		220
2-MTHF	69.3	69.6	91
n-propanol	72.2	70.2	97
3-bromopentane	82.5	82.9	108

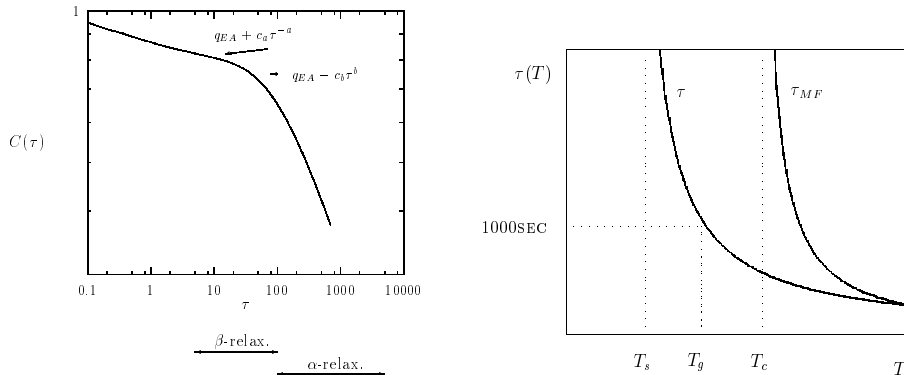
#### 4. A mean field spin glass analogy

A totally different class of systems where such a 1st-2nd order type transition was found, and studied in great details, is a certain category of mean field spin glasses. A few years after the replica symmetry breaking (RSB) solution of the mean field theory of spin glasses [10], it was realized that there exists another category of mean-field spin glasses where the static phase transition exists and is due to an entropy crisis [11]. These are now called discontinuous spin glasses because their phase transition, although it is of second order in the Ehrenfest sense, has a discontinuous order parameter [12]. Another name often found in the literature is ‘one step RSB’ spin glasses, because of the special pattern of symmetry breaking involved in their solution. These are spin glasses with infinite range interactions involving a coupling between triplets (or higher order groups) of spins. The simplest among them is the random energy model, which is the  $p \rightarrow \infty$  limit version of the p-spin models described by the Hamiltonian

$$H = - \sum_{i_1 < \dots < i_p} J_{i_1 \dots i_p} s_{i_1} \dots s_{i_p} \quad (3)$$

where the  $J$ 's are (appropriately scaled) quenched random couplings, and the spins can be either of Ising or spherical type [12, 13, 14].

The analogy between the phase transition of discontinuous spin glasses and the thermodynamic glass transition was first noticed by Kirkpatrick, Thirumalai and Wolynes in a series of inspired papers of the mid-eighties [13]. While some of the basic ideas of the present development were around at that time, there still missed a few



**Figure 2.** The left-hand figure shows the schematic behaviour of the correlation function found in mean field discontinuous spin glasses and observed in structural glasses. The typical two-step relaxation consists of a fast  $\beta$  relaxation leading to a plateau, followed by a  $\alpha$  relaxation from the plateau, whose typical time scale increases rapidly when  $T$  decreases, and diverges at  $T = T_c$  which is equal to the mode-coupling transition temperature. The right-hand figure shows the behaviour of the relaxation time versus temperature. The right-hand curve is the prediction of mode-coupling theory without any activated processes: it is a mean field prediction, which is exact for instance in the discontinuous mean-field spin glasses[18]. The left-hand curve is the observed relaxation time in a glass. The mode coupling theory provides a quantitative prediction for the increase of the relaxation time when decreasing temperature, at high enough temperature (well above the mode coupling transition  $T_c$ )[19, 20]. The departure from the mean field prediction at lower temperatures is usually attributed to 'hopping' or 'activated' processes, in which the system is trapped for a long time in some valleys, but can eventually jump out of it. The ideal glass transition, which takes place at  $T_K$ , cannot be observed directly since the system becomes out of equilibrium on laboratory time scales at the 'glass temperature'  $T_g$ .

crucial ingredients. On one hand one needed to get more confidence that this analogy was not just fortuitous. The big obstacle was the existence (in spin glasses) versus the absence (in structural glasses) of quenched disorder. The discovery of discontinuous spin glasses without any quenched disorder [15, 16, 17] provided an important new piece of information: contrarily to what had been believed for long, quenched disorder is not necessary for the existence of a spin glass phase (but frustration is).

It is important to analyse critically this analogy from the point of view of the dynamical behaviour. In discontinuous mean field spin glasses there exist a dynamical transition temperature at a temperature  $T_c$  which is larger than the equilibrium transition  $T_K$ . When  $T$  decreases and gets near to  $T_c$ , the correlation function relaxes with a characteristic two step forms: a fast  $\beta$  relaxation leading to a plateau takes place on a characteristic time which does not grow, while the  $\alpha$  relaxation from the plateau takes place on a time scale which diverges when  $T \rightarrow T_c$  (see fig. 2). This dynamic transition is exactly described by the schematic mode coupling equations.

However the existence of a dynamic relaxation at a temperature above the true thermodynamic one is possible only in mean field, and the conjecture[13] is that in a realistic system like a glass, the region between  $T_K$  and  $T_c$  will have instead a finite, but very rapidly increasing, relaxation time, as explained in fig. 2. A similar behaviour has been found in finite -size mean field models [21]

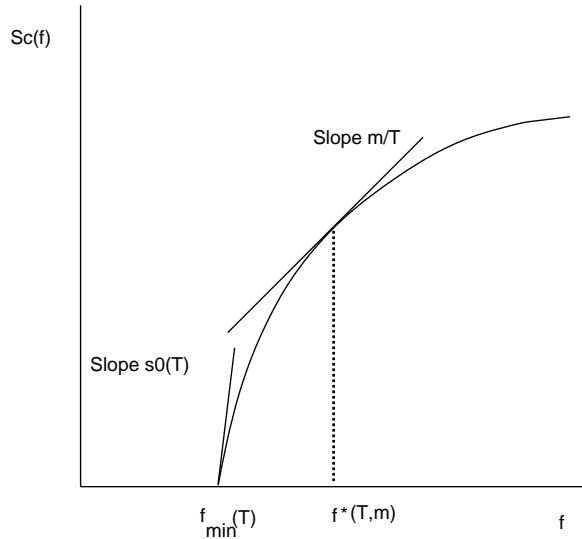
Another very interesting dynamical regime is the one where the system is out of equilibrium ( $T < T_g$ ). Then the system is no longer stationary: it ages. This is well known for instance from studies in polymeric glasses. If one measures the response of your favorite plastic ruler to some stress, it will behave differently depending on its age. Schematically, new relaxation processes come into play on a time scale comparable to the age of the system: the older the system, the longer the time needed for this "aging" relaxation to take place. Recent years have seen important developments on the out of equilibrium dynamics of the glassy phases [22], initiated by the exact solution of the dynamics in a discontinuous spin glass by Cugliandolo and Kurchan [23]. It has become clear that, in realistic systems with short range interactions, the pattern of replica symmetry breaking can be deduced from the measurements of the violation of the fluctuation dissipation theorem [24]. These measurements are difficult. However, numerical simulations performed on different types of glass forming systems have provided an independent and spectacular confirmation of their 'one step rsb' structure [25, 26, 27, 28] on the (short) time scales which are accessible. Experimental results have not yet settled the issue, but the first measurements of effective temperatures in the fluctuation dissipation relation have been made recently [29].

To summarize, the analogy between the phenomenology of fragile glass formers and discontinuous mean field spin glasses accounts for:

- The discontinuity of the order parameter
- The continuity of the energy and the entropy
- The jump in specific heat (and the sign of the jump)
- Kauzmann's "entropy crisis"
- The two steps relaxation of the dynamics and the succes of Mode Coupling Theory at relatively high temperatures.
- The aging phenomenon and the pattern of modification of the fluctuation dissipation relation in the low temperature phase

## 5. A lesson from mean field: many valleys

The successes of the above analogy suggest to have a closer look at the mean field models in order to understand, at least at the mean field level, what are the basic ingredients at work in the glass transition. In mean field spin glasses, at temperatures  $T_K < T < T_c$ , the phase space breaks up into ergodic components which are well separated, so-called free energy valleys or TAP states [30, 31]. Each valley  $\alpha$  has a free energy  $F_\alpha$  and a free



**Figure 3.** Qualitative shape of the complexity versus free energy in mean field discontinuous spin glasses. The whole curve depends on the temperature. The saddle point which dominates the partition function, for  $m$  constrained replicas, is the point  $f^*$  such that the slope of the curve equals  $m/T$  (for the usual unreplicated system,  $m = 1$ ). If the temperature is small enough the saddle point sticks to the minimum  $f = f_{min}$  and the system is in its glass phase. For  $m = 1$ , this equilibrium phase transition happens at  $T = T_K$ .

energy density  $f_\alpha = F_\alpha/N$ . The number of free energy minima with free energy density  $f$  is found to be exponentially large:

$$\mathcal{N}(f, T, N) \approx \exp(N\Sigma(f, T)), \quad (4)$$

where the function  $\Sigma$  is called the complexity. The total free energy of the system,  $\Phi$ , can be well approximated by:

$$e^{-\beta N\Phi} \simeq \sum_{\alpha} e^{-\beta N f_\alpha(T)} = \int_{f_{min}}^{f_{max}} df \exp(N[\Sigma(f, T) - \beta f]), \quad (5)$$

where  $\beta = 1/T$ . The minima which dominate the sum are those with a free energy density  $f^*$  which minimizes the quantity  $\Phi(f) = f - T\Sigma(f, T)$ . At large enough temperatures the saddle point is at  $f > f_{min}(T)$ . When one decreases  $T$  the saddle point free energy decreases (see fig.3, with  $m = 1$ ). The Kauzmann temperature  $T_K$  is that below which the saddle point sticks to the minimum:  $f^* = f_{min}(T)$ . It is a genuine phase transition [11, 12, 13]. However because  $T_c > T_K$ , the phase space is actually separated into non ergodic components (valleys) at  $T < T_c$  (actually there exist some non ergodic components also above  $T_c$ , but they are not felt by the system when starting from random initial conditions [32]). The total equilibrium free energy is analytic at  $T_c$ : in spite of the ergodicity breaking, the system has the same free energy as that of the liquid, as if transitions were allowed between valleys.

What remains of this mean field picture in finite dimensional glasses? When one decreases the temperature, there is a well defined separation of time scales between

the  $\alpha$  and the  $\beta$  relaxations, which suggest to consider the dynamical evolution of system in phase space as a superposition of two processes: an intravalley (relatively fast) relaxation, and an intervalley (slow, and getting rapidly much slower when one cools the system) hopping process.

One popular way of making this statement more precise, allowing to study it numerically, is through the use of inherent structures (IS) [33]. Given a configuration of the system, characterized by its phase space position  $x = \{\vec{x}_1, \dots, \vec{x}_N\}$ , the corresponding inherent structure  $s(x)$  is another point of phase space which is the local minimum of the Hamiltonian which is reached from this configuration through a steepest descent dynamics. IS are easily identified numerically. A given trajectory  $x(t)$  of the glass through phase space maps onto the corresponding trajectory  $s(t)$  in the space of inherent structures. Looking at the dynamical evolution in the space of IS [34] makes the valley structure slightly more apparent, since one gets rid of the small thermal excitations around each valley minimum. Calling  $\mathcal{D}_s$  the set of those configurations which are mapped to the coherent structure  $s$ , a natural definition of the IS entropy density,  $\Sigma_{is}$ , is  $N\Sigma_{is}(T) = -\sum_s P(s) \ln(P(s))$ , where the weight of the inherent structure  $s$  is

$$P(s) = Z(s) / \sum_b Z(b) \quad ; \quad Z(s) \equiv \int_{x \in \mathcal{D}_s} dx \exp(-\beta H(x)) . \quad (6)$$

In a system with short range interactions, it is reasonable to expect that one may have two distinct IS which differ by a local rearrangement of a finite number of atoms. It is then easy to show that the slope of configurational entropy versus free energy is infinite around  $f_{min}$  [35], which does not agree with the general scenario, except if the Kauzmann temperature vanishes. This problem is due to the fact that IS are too simple objects, which cannot be identified with the free energy valleys. The difference is very easily seen in spin systems [36]: IS are nothing but configurations which are stable to one spin flip. Zero temperature free energy valleys, defined as TAP states, are stable to the flip of any arbitrarily large number  $k$  of spins (but the limit  $N \rightarrow \infty$  must be taken before the limit  $k \rightarrow \infty$ ). In continuous systems, the generalization is clear: IS are local minima of the energy, so that any infinitesimal move of the positions of all  $N$  particles raises the energy. Let us generalize the notion of a minimum as follows: define a  $k$ -th order local minimum as a configuration of particles such that any infinitesimal move of all  $N$  particles, together with a move of *arbitrary size* of  $k$  particles, raises the energy. The limit  $k \rightarrow \infty$  gives the proper definition of a zero temperature free energy valley. The proper definition at finite temperature is slightly more involved [37]. Let us summarize it here briefly. Given two configurations  $x$  and  $y$  we define their overlap as before as  $q(x, y) = -1/N \sum_{i,k=1,N} w(x_i - y_k)$ , where  $w(x) = -1$  for  $x$  small,  $w(x) = 0$  for  $x$  larger than the typical interatomic distance. We add an extra term to the Hamiltonian: we define

$$\begin{aligned} \exp(-N\beta F(y, \epsilon)) &= \int dx \exp(-H(x) + \beta\epsilon Nq(x, y)), \\ F(\epsilon) &= \langle F(y, \epsilon) \rangle, \end{aligned} \quad (7)$$



where  $\langle f(y) \rangle$  denotes the average value of  $f$  over equilibrium configurations  $y$  thermalized at temperature  $\beta^{-1}$ . Taking the thermodynamic limit before the limit  $\epsilon \rightarrow 0$  allows to identify the valley around any generic equilibrium configuration  $y$  [37, 39].

In a nutshell, two configurations which differ by the (arbitrarily large) displacement of a finite number of atoms are in the same thermodynamic valley. This definition of the valleys also suffers from some difficulties: Nucleation arguments then forbid the existence of a non-trivial complexity versus free energy curve in a finite dimensional system. The solution consists in noticing that there exist many more metastable valleys, which have a finite but very long lifetime. These can be identified by taking the Legendre transform  $W(q)$  of the free energy  $F(\epsilon)$ :

$$W(q) = F(\epsilon) + \epsilon q \quad ; \quad q = \frac{-\partial F}{\partial \epsilon} . \quad (8)$$

Analytic computation in mean field models [37], as well as in glass forming liquids using the replicated HNC approximation [38], show that  $W(q)$  is minimal at  $q = 0$ , but has a secondary minimum at a certain  $q = q_{EA}$ , in the temperature range  $T_K < T < T_c$ . The behaviour around this second, metastable, minimum corresponds to phenomena that can be observed on time scales shorter than the lifetime of the metastable state. The thermodynamic configurational entropy is the value of the potential  $W(q)$  at the secondary minimum with  $q \neq 0$  [37], and it can be defined only if the minimum does exist (i.e. for  $T < T_c$ ). Of course the secondary minimum for  $T > T_k$  is always in the metastable region. However if one would start from a large value of  $\epsilon$  and would decrease  $\epsilon$  to zero not too slowly, the system would not escape from the metastable region and one obtains a proper definition of the thermodynamic configurational entropy in this region  $T > T_K$ . In a similar way one could compute  $q(\epsilon)$  in the region ( $\epsilon > \epsilon_c$ ) where the high  $q$  phase is thermodynamically stable and extrapolate it to  $\epsilon \rightarrow 0$ . The ambiguity in the definition of the thermodynamic configurational entropy at temperatures above  $T_k$  becomes larger and larger when the temperature increases. It cannot be defined for  $T > T_c$ .

## 6. Beyond the analogy: first principles computation

In recent years, it has become possible to go beyond the simple analogy between structural glasses and mean field discontinuous spin glasses. One can actually use the concepts and the techniques which are suggested by this analogy in order to start a systematic first principles study of the glass phase [41, 42, 39]. So far we have focused onto the equilibrium study of the low temperature phase. One main reason is that the direct study of out of equilibrium dynamics is more difficult, and that one might be able to make progress by a careful analysis of the landscape [40]. The strategy is to assume that there exists a phase transition, and that it is of the same type as the one found in discontinuous mean field spin glasses. Within this framework, one tries to compute the properties of the glass phase. This involves several quantities like the Kauzmann temperature, the radius of the cage which confine the particles in the glass

phase, the configurational entropy etc... The validity of the scenario is checked from the comparison of various predictions with numerical simulations of well equilibrated systems.

The first task is to define an order parameter. This is not trivial in an equilibrium theory where we have no notion of time persistent correlations. The best way is to introduce two copies of the system, with a weak interaction. The two sets of particles have positions  $x_i$  and  $y_i$  respectively, the total Hamiltonian is

$$E = \sum_{1 \leq i \leq j \leq N} (v(x_i - x_j) + v(y_i - y_j)) + \epsilon \sum_{i,j} w(x_i - y_j) \quad (9)$$

where we have introduced a small attractive potential  $w(r)$  between the two systems. The precise shape of  $w$  is irrelevant, insofar as we shall be interested in the limit  $\epsilon \rightarrow 0$ , but its range should be of order or smaller than the typical interparticle distance. The order parameter is then the correlation function between the two systems:

$$g_{xy}(r) = \lim_{\epsilon \rightarrow 0} \lim_{N \rightarrow \infty} \frac{1}{\rho N} \sum_{ij} \langle \delta(x_i - y_j - r) \rangle \quad (10)$$

In the liquid phase this correlation function is identically equal to one, while it has a nontrivial structure in the glass phase, reminiscent of the pair correlation of a dense liquid, but with an extra peak around  $r \simeq 0$ . Let us notice that we expect a discontinuous jump of this order parameter at the transition, in spite of its being second order in the thermodynamic sense. The existence of a non trivial order parameter is associated with the spontaneous breaking of a symmetry: For  $\epsilon = 0$ , with periodic boundary conditions, the system is symmetric under a global translation of the  $x$  particles with respect to the  $y$  particles. This symmetry is spontaneously broken in the low temperature phase, where the particles of each subsystem tend to sit in front of each other.

Generalizing this approach to a system of  $m$  coupled replicas, sometimes named ‘clones’ in this context (the order parameter used only  $m = 2$ ), provides a wonderful method for studying analytically the thermodynamics of the glass phase [43, 44]. In the glass phase, the attraction will force all  $m$  systems to fall into the same glass state, so that the partition function is:

$$Z_m = \sum_{\alpha} e^{-\beta N m f_{\alpha}(T)} = \int_{f_{min}}^{f_{max}} df \exp(N[\Sigma(f, T) - m\beta f]) \quad (11)$$

In the limit where  $m \rightarrow 1$  the corresponding partition function  $Z_m$  is dominated by the correct saddle point  $f^*$  for  $T > T_K$ . The interesting regime is when the temperature is  $T < T_K$ , and the number  $m$  is allowed to become smaller than one. The saddle point  $f^*(m, T)$  in the expression (11) is the solution of  $\partial \Sigma(f, T) / \partial f = m/T$ . Because of the convexity of  $\Sigma$  as function of  $f$ , the saddle point is at  $f > f_{min}(T)$  when  $m$  is small enough, and it sticks at  $f^* = f_{min}(T)$  when  $m$  becomes larger than a certain value  $m = m^*(T)$ , a value which is smaller than one when  $T < T_K$  (see fig. 3). The free energy in the glass phase,  $F(m = 1, T)$ , is equal to  $F(m^*(T), T)$ . As the free energy is continuous along the transition line  $m = m^*(T)$ , one can compute  $F(m^*(T), T)$  from

the region  $m \leq m^*(T)$ , which is a region where the replicated system is in the liquid phase. This is the clue to the explicit computation of the free energy in the glass phase. It may sound a bit strange because one is tempted to think of  $m$  as an integer number. However the computation is much clearer if one sees  $m$  as a real parameter in (11). As one considers low temperatures  $T < T_K$  the  $m$  coupled replicas fall into the same glass state and thus they build some molecules of  $m$  atoms, each molecule being built from one atom of each 'colour'. Now the interaction strength of one such molecule with another one is basically rescaled by a factor  $m$  (this statement becomes exact in the limit of zero temperature where the molecules become point like). If  $m$  is small enough this interaction is small and the system of molecules is liquid. When  $m$  increases, the molecular fluid freezes into a glass state at the value  $m = m^*(T)$ . So our method requires to estimate the replicated free energy,  $F(m, T) = -\log(Z_m)/(\beta m N)$ , in a molecular liquid phase, where the molecules consist of  $m$  atoms and  $m$  is smaller than one. For  $T < T_K$ ,  $F(m, T)$  is maximum at the value of  $m = m^*$  smaller than one, while for  $T > T_K$  the maximum is reached at a value  $m^*$  is larger than one. The knowledge of  $F_m$  as a function of  $m$  allows to reconstruct the configurational entropy function  $Sc(f)$  at a given temperature  $T$  through a Legendre transform, using the parametric representation (easily deduced from a saddle point evaluation of (11)) [43]:

$$f = \frac{\partial [mF(m, T)]}{\partial m} \quad ; \quad \Sigma(f) = \frac{m^2}{T} \frac{\partial F(m, T)}{\partial m} . \quad (12)$$

The Kauzmann temperature ('ideal glass temperature') is the one such that  $m^*(T_K) = 1$ . For  $T < T_K$  the equilibrium configurational entropy vanishes. Above  $T_K$  one obtains the equilibrium configurational entropy  $\Sigma(T)$  by solving (12) at  $m = 1$ .

This gives the main idea which allows to compute the free energy in the glass phase, at a temperature  $T < T_K$ , from first principles: it is equal to the free energy of a molecular liquid at the same temperature, where each molecule is built of  $m$  atoms, and an appropriate analytic continuation to  $m = m^*(T) < 1$  has been taken. The whole problem is reduced to a computation in a liquid. This is not trivial, and requires to develop some specific approximations. I shall not elaborate on that here, but refer the reader to the original papers [42, 45, 46, 47]. The basic idea of the approximation is that the size of the molecules is directly related to the thermal wandering of an atom in its cage. Therefore at low temperatures one can use some small cage approximation. it is natural to write the partition function in terms of the center of mass and relative coordinates  $\{r_i, u_i^a\}$ , with  $x_i^a = r_i + u_i^a$  and  $\sum_a u_i^a = 0$ , and to expand the interaction in powers of the relative displacements  $u$ . Keeping only the term quadratic in  $u$  (harmonic vibrations of the molecules), and integrating over these vibration modes, one gets the "harmonic resummation" approximation where the partition function is given by:

$$Z_m = Z_m^0 \int dr \exp \left( -\beta m H(r) - \frac{m-1}{2} Tr \log M \right) \quad (13)$$

where  $Z_m^0 = m^{Nd/2} \sqrt{2\pi T}^{Nd(m-1)} / N!$ , and the matrix  $M$ , of dimension  $dN \times dN$ , is given

by:

$$M_{(i\mu)(j\nu)} = \frac{\partial^2 H(r)}{\partial r_i^\mu \partial r_j^\nu} = \delta_{ij} \sum_k v_{\mu\nu}(r_i - r_k) - v_{\mu\nu}(r_i - r_j) \quad (14)$$

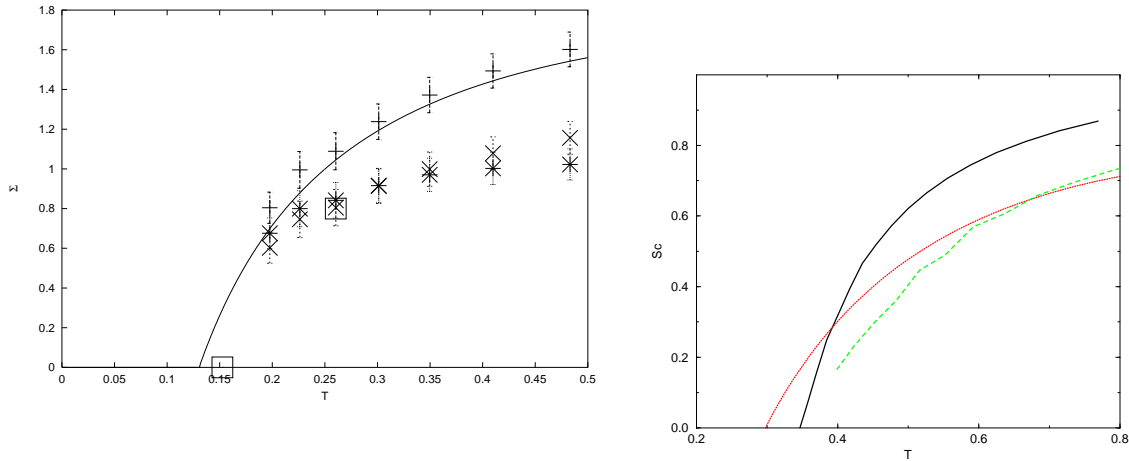
and  $v_{\mu\nu}(r) = \partial^2 v / \partial r_\mu \partial r_\nu$  (the indices  $\mu$  and  $\nu$  denote space directions). Now we are back to a real problem of liquid theory, since we have only  $d$  degrees of freedom per molecule (the center of mass coordinates), and the number of clones,  $m$ , appears as a parameter in (13).

Once one has derived an expression for the replicated free energy, one can deduce from it the whole thermodynamics, as described above (Notice that the ‘technical’ approximation of neglecting the exchange of atoms between different molecules, as well as using a harmonic model, means that one really studies the IS in this computation, rather than the real free energy valleys). In all three cases, one finds an estimate of the Kauzmann temperature which is in reasonable agreement with simulations, with a jump in specific heat, from a liquid value at  $T > T_K$  to the Dulong-Petit value  $C = 3/2$  (we have included only positional degrees of freedom) below  $T_K$ . This is similar to the experimental result, where the glass specific heat jumps down to the crystal value when one decreases the temperature (Our approximations so far are similar to the Einstein approximation of independent vibrations of atoms, in which case the contribution of positional degrees of freedom to the crystal specific heat is  $C = 3/2$ ). The parameter  $m^*(T)$  and the cages sizes are nearly linear with temperature in the whole glass phase. This means, in particular, that the effective temperature  $T/m$  is always close to  $T_K$ , so in our theoretical computation we need only to evaluate the expectation values of observables in the liquid phase, at temperatures where the HNC approximation for the liquid still works quite well.

A more detailed numerical check of these analytical predictions involves the measurement of the complexity,

$$\Sigma_t = S(T) - S_{valley}(T) \quad (15)$$

The liquid entropy is estimated by a thermodynamic integration of the specific heat from the very dilute (ideal gas) limit. It turns out that in the deeply supercooled region the temperature dependence of the liquid entropy is well fitted by the law predicted in [48]:  $S_{liq}(T) = aT^{-2/5} + b$ , which presumably allows for a good extrapolation at temperatures  $T$  which cannot be simulated. As for the ‘valley’ entropy, it can be estimated as that of an harmonic solid. One needs however the vibration frequencies of the solid. These have been approximated by several methods, most of which are based on some evaluation of the Instantaneous Normal Modes (INM) [50] in the liquid phase, and the assumption that the spectrum of frequencies does not depend much on temperature below  $T_K$ . Starting from a typical configuration of the liquid, one can look at the INM around it. In general there exist some negative eigenvalues (the liquid is not a local minimum of the energy) which one must take care of. Several methods have been tried: either one keeps only the positive eigenvalues, or one considers the absolute values of the eigenvalues [45, 46, 47]. Alternatively one can also consider the INM around the nearest inherent



**Figure 4.** The configurational entropy versus temperature in binary mixtures of soft-spheres and of Lennard-Jones particles. The soft sphere result (left curve), from [45], compares the analytical prediction obtained within the harmonic resummation scheme (full line), to simulation estimates of  $S_{liq} - S_{valley}$ , where the valley entropy is that of a harmonic solid with INM eigenvalues projected onto positive eigenvalues (+), taken in absolute values ( $\times$ ), or taken around the nearest inherent structure (\*). The squares correspond to the numerical estimate of the thermodynamic configurational entropy obtained by studying the system coupled to a reference configuration (see text, and [45] for details). The Lennard-Jones result (right curve), shows as a full (black) curve the theoretical prediction obtained from the cloned molecular liquid approach[46, 47]. The dotted (green) curve is the result from the simulations of [46, 47] and the dashed (red) curve is the result from the simulations of [51]. Both simulations use the  $S_{liq} - S_{valley}$  estimate where the harmonic solid vibration modes are approximated by the ones of the nearest inherent structure.

structure which has by definition a positive spectrum [45, 46, 47, 51]. This procedure really measures the configurational entropy rather than the thermodynamic complexity. The computation of the thermodynamic complexity, using its definition as a system coupled to a reference thermalized configuration, has also been computed in [45] and turns out to be not very different from the configurational entropy, on the time and temperature scales which have been studied so far (they must differ on infinitely long time scales, as we discussed in the previous section).

The results for the configurational entropy as a function of temperature are shown in fig.4, for binary mixtures of soft spheres and of Lennard-Jones particles. The agreement with the analytical result obtained from the replicated fluid system is rather satisfactory, considering the various approximations involved both in the analytical estimate and in the numerical ones.

## 7. Conclusion

Our knowledge on first principle computations of glasses is still rather primitive. Basically we have obtained, for the glass, the equivalent of the Einstein approximation for the crystal. Even within this simple scheme, doing the actual computation for the

glass turns out to be rather involved. What is most needed next is: on the analytical side, some better approximations of the molecular liquid state, allowing to go beyond the small cage expansions, and some reliable estimation of time scales in the regime  $T_K < T < T_c$ ; on the numerical side, some precise results in the glass phase at equilibrium [52]; on the experimental side, some more measurements of the fluctuation dissipation ratio in the out of equilibrium dynamics. No doubt: "... there are still fascinating questions of principle about glasses and other amorphous phases..." [2].

## 8. Acknowledgments

It is a great pleasure to thank Giorgio Parisi for the collaboration which led to the works described here, as well as G.Biroli and R. Monasson for useful discussions.

## 9. Bibliography

- [1] Recent reviews can be found in: C.A. Angell, *Science*, **267**, 1924 (1995); P.De Benedetti, 'Metastable liquids', Princeton University Press (1997); G.Tarjus and D. Kivelson, to appear in "Jamming" volume, A. Lui and S. Nagel eds.; J.Jäckle, *Rep.Prog. Phys.* **49** (1986) 171.
- [2] P.W.Anderson, *Science* **177** (1972) 393.
- [3] See e.g. the revue by W. Kob, cond-mat/9911023.
- [4] A revue of recent developments is "Spin glasses and random fields", A.P. Young ed., World Scientific (Singapore) 1998.
- [5] For recent work on Kepler's conjecture, see [www.math.lsa.umich.edu/~hales/countdown/](http://www.math.lsa.umich.edu/~hales/countdown/).
- [6] R. Richert and C.A. Angell, *J.Chem.Phys.* **108** (1999) 9016.
- [7] C. Benneman, C. Donati, J. Baschnagel and S.C. Glotzer, *Nature* **399** (1999) 246.
- [8] A.W. Kauzman, *Chem.Rev.* **43** (1948) 219.
- [9] G. Adams and J.H. Gibbs *J.Chem.Phys* **43** (1965) 139; J.H. Gibbs and E.A. Di Marzio, *J.Chem.Phys.* **28** (1958) 373.
- [10] For a review, see M. Mézard, G. Parisi and M.A. Virasoro, *Spin glass theory and beyond*, World Scientific (Singapore) 1987)
- [11] B. Derrida, *Phys. Rev.* **B24**, 2613 (1981)
- [12] D.J. Gross and M. Mézard, *Nucl. Phys.* **B240** (1984) 431.
- [13] T.R. Kirkpatrick and P.G. Wolynes, *Phys. Rev.* **A34**, 1045 (1986); T.R. Kirkpatrick and D. Thirumalai, *Phys. Rev. Lett.* **58**, 2091 (1987); T.R. Kirkpatrick and D. Thirumalai, *Phys. Rev.* **B36**, 5388 (1987); T.R. Kirkpatrick, D. Thirumalai and P.G. Wolynes, *Phys. Rev.* **A40**, 1045 (1989).
- [14] A. Crisanti, H. Horner and H.J. Sommers, *Z. Physik B* **92**, 257 (1993).
- [15] J.-P. Bouchaud and M. Mézard; *J. Physique I (France)* **4** (1994) 1109. E. Marinari, G. Parisi and F. Ritort; *J. Phys.* **A27** (1994) 7615; *J. Phys.* **A27** (1994) 7647.
- [16] P.Chandra, L.B.Ioffe and D.Sherrington, *Phys. Rev. Lett.* **75** (1995) 713, and cond-mat/9809417. P.Chandra, M.V. Feigelman and L.B.Ioffe, *Phys. Rev. Lett.* **76** (1996) 4805.
- [17] E. Marinari, G. Parisi and F. Ritort, cond-mat/9410089. S. Franz and J. Hertz, *Phys. Rev. Lett.* **74**, 2114 (1995).
- [18] J.P. Bouchaud, L. F. Cugliandolo, J. Kurchan and M. Mézard, *Physica A* **226**, 243 (1996).
- [19] For a review on mode coupling theory, see W. Gotze, in *Liquid, freezing and the Glass transition*, Les Houches (1989), J. P. Hansen, D. Levesque, J. Zinn-Justin editors, North Holland.
- [20] Some discussion of the experimental situation can be found in H. Z. Cummins and G. Li, *Phys. Rev. E* **50**, 1720 (1994); H. Z. Cummins, W.M. Du, M. Fuchs, W. Gotze, S. Hildebrand, A.

- Latz, G. Li and N.J. Tao, *Phys. Rev.* **47**, 4223 (1993); P. K. Dixon, N. Menon and S. R. Nagel, *Phys. Rev. E* **50**, 1717 (1994); V. Krakoviack, C. Alba-Simionesco and M. Krauzman, *J. Chem. Phys.* **107**, 3417 (1997). For an enlightening introduction to the experimental controversy, see the series of Comments in *Phys. Rev. E*: X.C. Zeng, D. Kivelson and G. Tarjus, *Phys. Rev. E* **50**, 1711 (1994).
- [21] A. Crisanti and F. Ritort, cond-mat/9911226 and cond-mat/9911351.
- [22] For a review, see J.-P. Bouchaud, L. Cugliandolo, J. Kurchan., M Mézard, in "Spin glasses and random fields", A.P.Young editor, Worlds Scientific 1998.
- [23] L. F. Cugliandolo and J.Kurchan, *Phys. Rev. Lett.* **71**, 1 (1993).
- [24] S. Franz, M. Mézard, G. Parisi and L. Peliti, *Phys. Rev. Lett.* **81** 1758 (1998); *The response of glassy systems to random perturbations: A bridge between equilibrium and off-equilibrium*, cond-mat/9903370, to appear in *J.Stat.Phys.*
- [25] G. Parisi *Phys.Rev.Lett.* **78**(1997)4581.
- [26] W. Kob and J.-L. Barrat, *Phys.Rev.Lett.* **79** (1997) 3660.
- [27] J.-L. Barrat and W. Kob, cond-mat/9806027.
- [28] R. Di Leonardo, L. Angelani, G. Parisi and G. Ruocco, cond-mat/0001311.
- [29] T.S. Grigera and N.E. Israeloff, cond-mat/9904351; S. Ciliberto et al., private communication.
- [30] D.J. Thouless, P.W. Anderson and R.G. Palmer, *Phil. Mag.* **35** (1977) 593.
- [31] A. Crisanti and H.-J. Sommers, *J. Phys. I (France)* **5**, 805 (1995); A. Crisanti, H. Horner and H.-J Sommers, *Z.Phys. B* **92**, 257 (1993)
- [32] A. Barrat, R. Burioni, and M. Mézard, *J. Phys. A* **29**, L81 (1996).
- [33] M. Goldstein, *J. Chem. Phys.* **51**, 3728 (1969); F.H. Stillinger and T.A. Weber, *Science* **225** (1984) 983. For a recent review , see F.H. Stillinger, *Science* **267** (1995) 1935.
- [34] T.B. Schroder, S. Sastry, J.C. Dyre and S.C. Glotzer, cond-mat/9901271.
- [35] F.H. Stillinger, *J. Chem. Phys.* **88** (1988) 7818.
- [36] G. Biroli and R. monasson, cond-mat/9912061.
- [37] S. Franz and G. Parisi, *J. Physique I* **5** (1995) 1401; *Phys.Rev.Lett.* **79** (1997) 2486.
- [38] M.Cardenas, S. Franz and G. Parisi, cond-mat/9712099.
- [39] This is reviewed in more details in M.Mézard and G.Parisi, proceedings of the Trieste conference on "Unifying Concepts in Glass Physics" cond-mat/0002128, to appear in *J. Phys.*
- [40] L. Angelani, G. Parisi, G. Ruocco and G. Vilianni, cond-mat/9904125.
- [41] M. Mézard and G. Parisi, *Phys. Rev. Lett.* **82**, 747 (1998).
- [42] M. Mézard and G. Parisi *J. Chem. Phys.* **111**, 1076 (1999).
- [43] R. Monasson, *Phys. Rev. Lett.* **75**, 2847 (1995).
- [44] M. Mézard, *Physica A* **265**, 352 (1999).
- [45] B. Coluzzi, M. Mézard, G. Parisi and P. Verrocchio, *J. Chem. Phys.* **111**, 9039 (1999).
- [46] B. Coluzzi, G. Parisi and P. Verrocchio, *Lennard-Jones binary mixture: a thermodynamical approach to glass transition*, cond-mat/9904124.
- [47] B. Coluzzi, G. Parisi and P. Verrocchio, *The thermodynamical liquid-glass transition in a Lennard-Jones binary mixture*, cond-mat/9906124.
- [48] Y.Rosenfeld and P. Tarazona, *Mol.Phys.* **95**, 141 (1998).
- [49] Recent ones include: S. Sastry, P.G. Debenedetti and F.H. Stillinger, *Nature* **393**, 554 (1998), W. Kob, F. Sciortino and P. Tartaglia, cond-mat/9905090; F. Sciortino, W. Kob and P. Tartaglia, cond-mat/9906278; S. Büchner and A. Heuer, cond-mat/9906280.
- [50] T. Keyes, *J. Chem. Phys.* **A101** (1997) 2921.
- [51] F. Sciortino, W. Kob and P. Tartaglia,, cond-mat/9906081 and cond-mat/9911062.
- [52] A first step in this direction has been taken recently in L. Santen and W. Krauth, cond-mat/9912182.