

# A search for counterparts to massive X-ray binaries using photometric catalogues<sup>\*</sup>

I. Negueruela<sup>1,2</sup> and M. P. E. Schurch<sup>3</sup>

<sup>1</sup> Departamento de Física, Ingeniería de Sistemas y Teoría de la Señal, Universidad de Alicante, Apdo. 99, E03080 Alicante, Spain  
e-mail: ignacio@dfists.ua.es

<sup>2</sup> Department of Physics and Astronomy, The Open University, Walton Hall, Milton Keynes MK7 6AA, United Kingdom

<sup>3</sup> School of Physics and Astronomy, University of Southampton, Southampton SO17 1BJ, United Kingdom

Received

## ABSTRACT

**Context.** The X-ray and  $\gamma$ -ray observatory *INTEGRAL* has discovered large numbers of new hard X-ray sources, many of which are believed to be high mass X-ray binaries. However, for a significant fraction, their counterparts remain unidentified.

**Aims.** We explore the use of photometric catalogues to find optical counterparts to high mass X-ray binaries and search for objects likely to be early-type stars within the error circles of several *INTEGRAL* sources.

**Methods.** Candidates were selected from 2MASS photometry by means of a reddening free  $Q$  parameter. Sufficiently bright candidates were spectroscopically observed.

**Results.** Many of the candidates selected turned out to be moderately reddened late A or early F stars. Optically visible OB stars are very scarce even in these Galactic Plane fields. Our method is able to identify the counterpart to IGR J16207–5129, confirmed by a *Chandra* localisation. We classify this object as a B0 supergiant. In the field of AX J1820.5–1434, we find a mid or early B-type star, but we cannot confirm it as the counterpart.

For IGR J16320–4751 we rule out the optically visible candidate as a possible counterpart.

For AX J1700.2–4220, we do not find any suitable candidate within the *ASCA* error circle. We classify HD 153295, a marginal candidate to be the counterpart, as B0.5 IVe, and find a distance compatible with membership in Sco OB1.

In the case of IGR J17091–3624, the object associated with a variable radio source in the field is a late F star.

We derive a spectral type B0 IIIe for HD 100199, previously identified as the counterpart to IGR J11305–6256.

**Conclusions.** The procedure used is able to correctly identify OB stars and, in about one third of the cases, may lead to the localisation of the correct counterpart. However, the majority of *INTEGRAL* error circles do not contain any suitable optically visible counterpart. Deep infrared searches are going to be necessary in order to locate the counterparts to these sources.

**Key words.** binaries: close — stars: supergiants – X-rays: binaries – stars: emission line, Be

## 1. Introduction

High Mass X-ray Binaries (HMXBs) are X-ray sources powered by accretion on to a compact object of material coming from a companion massive star. HMXBs are objects of the highest astrophysical interest, as their study allows us to address a number of fundamental questions, from the masses of neutron stars to the structure of stellar winds (e.g., Kaper et al. 2004). They can also be used to constrain models of stellar evolution, binary evolution and the mechanisms for the formation of neutron stars and black holes. Moreover, because of their young age, when considered as a population, they can provide

information on the properties of galaxies, such as their star formation rates (e.g., Grimm et al. 2003).

During the last couple of years, the ESA X-ray and  $\gamma$ -ray observatory *INTEGRAL* has been conducting a continuous monitoring of the Galactic Plane, with especial attention to the Galactic Centre and its surroundings. These observations have revealed large numbers of new X-ray sources, many of which appear hard. In most cases, these hard spectra are believed to be due to high interstellar extinction resulting in the absorption of any soft components. A substantial fraction of these sources are believed to be HMXBs, based on their X-ray characteristics (see, e.g., Walter et al. 2006), and in many cases, this has been proved by the discovery of their counterparts (e.g., Filliatre & Chaty 2004; Reig et al. 2005; Masetti et al. 2006a; Negueruela et al. 2006a).

Send offprint requests to: I. Negueruela

<sup>\*</sup> Based on observations collected at the South African Astronomical Observatory

Interestingly, many of these objects are believed to have OB supergiants as mass donors. In some cases, the X-ray sources are pulsed and orbital parameters typical of persistent Supergiant X-ray Binaries (SGXBs) have been found (e.g., Bodaghee et al. 2006; Zurita Heras et al. 2006). In several other cases, the systems have been identified as supergiant fast X-ray transients (SFXTs), displaying short outbursts (Sguera et al. 2005; Negueruela et al. 2006b; Smith et al. 2006; Sidoli et al. 2006). This is a very important result, because for many years it was thought that the population of SGXBs should be relatively small (because of evolutionary reasons) and that a substantial fraction of its members were already known (because they were persistent moderately bright X-ray sources). The discovery of *many* new systems (currently, *INTEGRAL* has found or identified more SGXBs than were previously known; cf. Walter et al. 2006) represents a challenge to binary star population synthesis models. Because of this, the search for the counterparts to as many new *INTEGRAL* sources as possible is a very urgent matter.

Here we report on our search for counterparts to a number of *INTEGRAL* sources believed to be HMXBs through the selection of candidate OB stars in their error circle based on their 2MASS (Skrutskie et al. 2006) colours. We also present new spectra and spectral classifications for some proposed counterparts.

## 2. Methodology and observations

As is only natural, candidate HMXBs lie close to the Galactic Plane. *INTEGRAL* error circles have in most cases  $2'$  radii (some are slightly worse) and therefore contain many dozens of optical and infrared sources. In a few cases, the *INTEGRAL* source coincides with an *ASCA* source and then the error circle is smaller ( $50''$  radius), though still relatively large. The number of possible counterparts is simply far too large to tackle.

The situation becomes somewhat better if we expect the counterpart to a given source to be a high mass star. These objects are intrinsically blue and intrinsically bright. Unless they are obscured by enormous amounts of extinction, they are expected to be relatively bright in the  $K$  band, where the extinction is  $\sim 10$  times lower than in the optical. Because of this, it is not unreasonable to expect to find the counterpart among the stars detected in the 2MASS catalogue.

We have used 2MASS photometric data to search for objects within the X-ray error circles that might be intrinsically blue. Under the assumption of a standard reddening law, which is much more likely to hold in the infrared than in the UV/optical region (e.g., Indebetouw et al. 2005), the observed infrared colours of stars can be projected along a known reddening law to the location of their intrinsic colours. However, in the near-infrared, the colours of early-type stars are basically degenerate (cf. Ducati et al. 2001, where the  $(H - K)_0$  colours of B-type and early A-type hardly cover a range of 0.1 mag) and therefore typical 2MASS errors, of the order of  $\sim 0.03 - 0.05$  mag in a given colour even for bright stars, do not allow an accurate de-reddening. A simpler approach, such as the calculation of an infrared equivalent to Johnson's  $Q$  parameter, is likely to give similar results.

If we define the reddening-free quantity  $Q = (J - H) - 1.70(H - K_S)$ , the intrinsic colours of early and late-type stars are such that they will lie clearly separated in the  $Q/K_S$  diagram (e.g., Comerón & Pasquali 2005). The majority of stars in Galactic fields concentrate around  $Q = 0.4 - 0.5$ , corresponding to field K and M stars, while early-type stars typically have  $Q \approx 0$ .

For early-type supergiants, several factors can affect their intrinsic colours, among them, variations in the extinction law<sup>1</sup>, infrared excesses, etc. Because of this, we preferred to check the  $Q$  values of known SGXBs, mostly those detected by *INTEGRAL*, with known counterparts. They have a range of  $Q$  values, extending from  $-0.05$  to  $0.15$ . Therefore we proceeded to search the error circles of *INTEGRAL* sources selecting sources according to the following criteria:

- We selected stars with  $K_S < 11$  and  $Q < 0.2$  as possible OB supergiants (in practice, a value of  $Q \lesssim -0.1$  would indicate an infrared excess, but we did not find any star fulfilling this condition). A magnitude cutoff is reasonable in this case. If a Galactic OB supergiant is fainter than this limit in  $K_S$ , this would imply amounts of obscuration such that the  $J$  band measurement would be unreliable (see typical values in Table 2). Moreover, the object would certainly be too faint in the optical to have been observed for this work.
- We selected stars with  $K_S < 12$  and  $Q < 0$  as possible Be stars. Be stars are characterised by strong infrared excesses and application of a dereddening procedure that assumes standard reddening results in an “over-correction” that leads to negative  $Q$  values. Obviously, we could have found Be stars at magnitudes fainter than  $K_S = 12$ , but again those objects would be too reddened to have reliable  $J$  magnitudes.
- We rejected stars whose USNO colours were incompatible with a reddened OB star, i.e., objects that were too bright in the blue band compared to their  $J$  magnitude and  $(J - K)$  colours. As a reference, the standard reddening law implies  $E(B - R) = 3.4E(J - K)$  and so an OB star with  $(J - K) \approx 1$  should have  $(B - R) \gtrsim 3$ .

We tested this method on the fields of five SGXBs detected by *INTEGRAL* with known counterparts, all of which are relatively faint in the optical. In all cases, the counterpart was selected among the very few candidates complying with the criteria. Application of this method has led to the identification of an obscured OB supergiant in the field of the SFXT SAX J1818.6–1703 (Negueruela & Smith 2006). However, the

<sup>1</sup> The factor  $E(J - H)/E(H - K) = 1.70$  is obtained from the extinction law of Rieke & Lebofsky (1985). The extinction law of Fitzpatrick (1999) gives a value  $E(J - H)/E(H - K) \approx 1.9$ . As a matter of fact, both extinction laws use Johnson's  $K$  band, while 2MASS uses  $K_S$ . Its shorter wavelength should, in principle, result in higher extinction, though empirical results by Indebetouw et al. (2005) indicate a value  $\approx 1.8$ . The adoption of  $E(J - H)/E(H - K_S) = 1.8$  would only affect our results for the case of heavily reddened stars, resulting in more negative values of  $Q$ . In view of this, we prefer to stick to the 1.7 value, as the location of stars in this diagram is well explored and the  $Q$  values of OB stars are known to be well separated from those of later-type field stars.

criteria do not guarantee the selection of an OB star. Reddened A-type and early F-type stars will still have  $Q < 0.2$  (A stars will actually be quite close to  $Q = 0$ ), while oxygen-rich AGB stars and carbon-rich giants can display  $JHK_S$  colours indistinguishable from those of normal, reddened early-type stars (Bessell & Brett 1988; Comerón & Pasquali 2005). Moreover, all kinds of stars with infrared excess, such as T Tauri stars, will have  $Q < 0$ . Spectroscopic observations are thus required to confirm the nature of the candidates.

Observations of the candidate stars were carried out on the nights of 2006 May 2nd to 8th using the unit spectrograph on the 1.9-m telescope at the South African Astronomical Observatory in Sutherland<sup>2</sup>. We used gratings #8 and #9 to observe objects in the red region and grating #6 to observe them in the blue. In all cases, we used a 1''5 slit.

Grating #8 (830 ln/mm) was used on the nights of May 4th and 6th. It covers the 6200–7400 Å range with a resolution element (measured on arc frames) of 1.5 Å around  $\lambda$  7000 Å.

Grating #9 was used on the night of May 7th. It covers the 6200–8900 Å region with a resolution element (measured on arc frames) of 3.2 Å around  $\lambda$  7500 Å.

Grating #6 (600 ln/mm) was used on the night of May 8th. It covers the 3800–5600 Å range with a resolution element (measured on arc frames) of 2.3 Å around  $\lambda$  4500 Å.

Two faint targets were later observed on the night of June 5th 2006 with the 2.6-m Nordic Optical Telescope (NOT), in La Palma (Spain), equipped with the Andalucia Faint Object Spectrograph and Camera (ALFOSC)<sup>3</sup>. We used grism #4, which provides a dispersion of 3 Å/pixel over the whole optical range.

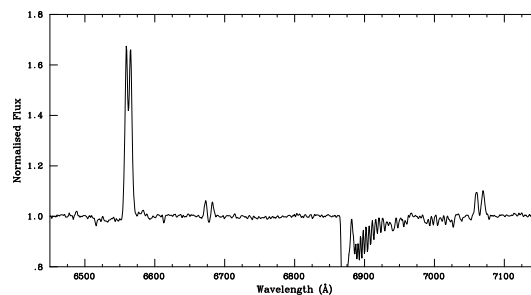
All the spectra have been reduced with the *Starlink* packages CCDPACK (Draper et al. 2000) and FIGARO (Shortridge et al. 1997) and analysed using FIGARO and DIPSO (Howarth et al. 1998).

### 3. Results

#### 3.1. IGR J11305–6256

The weak transient source IGR J11305–6256 was detected by IBIS/ISGRI in May 2004 (Produit et al. 2004). Masetti et al. (2006a) noted that the catalogued Be star HD 100199 was within the large (5' radius) error circle, and later confirmed the identification with a *SWIFT*/XRT detection (error circle of radius only 6''). Quoting a spectral type of B0 IIIe from Garrison et al. (1977), they estimate a distance of  $\sim 3$  kpc. We note that, with  $Q = -0.12$ , HD 100199 is the only star standing out in the  $Q/K$  diagram for the error circle, though there are a couple other marginal candidates.

As the only modern spectrogram of this source is the low resolution spectrum of Masetti et al. (2006a), we have obtained intermediate resolution spectra of HD 100199, in order to reassess its spectral classification. The red spectrum of HD 100199 (see Fig. 1) displays double-peaked emission lines corresponding to  $H\alpha$  and He I 6678, 7065 Å. Masetti et al.



**Fig. 1.** Red spectrum of HD 100199, the optical counterpart to IGR J11305–6256, showing the clearly separated double peaks in all emission lines. The central absorption in He I 6678 Å comes below the continuum level, indicating that HD 100199 is a shell star.

(2006a) report single-peaked emission in  $H\alpha$ , but this is likely to be due simply to the low resolution of their spectrum. There is a weak emission line around  $\lambda$  6582 Å, which may be due to the C II 6578, 6582 Å doublet.

The blue spectrum (see Fig. 2) shows double-peaked emission in  $H\beta$  and emission infilling in  $H\gamma$ . Four He II lines are visible. In particular, the prominent He II 5412 Å line (not shown) and the presence of a weak He II 4542 Å indicate that the star has to be classified B0 or earlier. The fact that He II 4542 Å < Si III 4552 Å prevents an O-type classification and sets the spectral type at B0. The weakness of He II 4686 Å, which is inversely correlated with luminosity class, shows that this star is at least of moderate luminosity. The intensity of the C III 4650 Å line when compared to He I lines would suggest a very high luminosity, as it is clearly stronger than He I 4471 Å. However, this high luminosity is not supported by the ratio of Si IV lines to He I lines or the fact that He I 4713  $\approx$  He II 4686 Å. Therefore we adopt a luminosity class III, confirming the classification of Garrison et al. (1977), though noting the abnormal strength of C III 4650 Å.

As the  $H\alpha$  emission is not strong ( $EW = -7$  Å), the contribution of the circumstellar disk to  $E(B - V)$  will likely not be very large, and so the distance calculated by Masetti et al. (2006a) is a good estimate. This object is likely to be a persistent low-luminosity Be/X-ray binary.

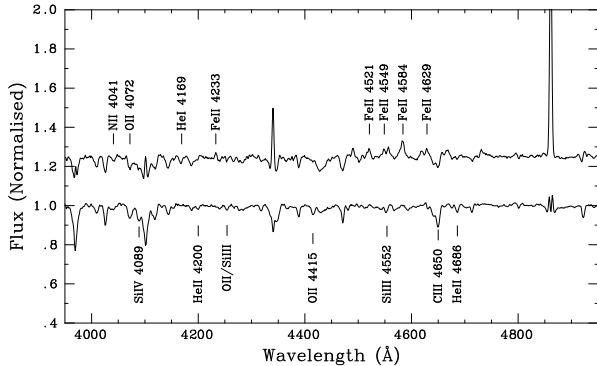
#### 3.2. IGR J16207–5129

This source appears in the first *INTEGRAL* catalogue (Bird et al. 2004) as INTEGRAL1 22. Tomsick et al. (2006) selected it as a seemingly persistent source, likely to be a HMXB, and observed it with *Chandra*, resulting in an accurate localisation. Masetti et al. (2006b) have obtained a spectrum of the only object in the *Chandra* error circle and reported it to be a reddened emission-line star.

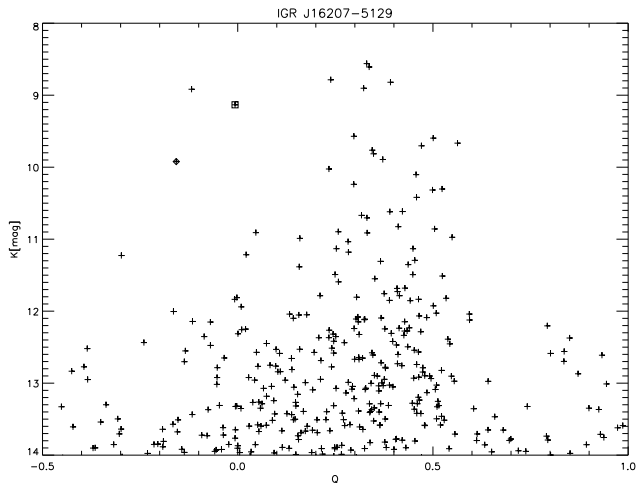
This source offers a suitable example for the application of the  $Q$  method. Fig. 3 shows a plot of  $Q$  against  $K_S$  magnitude for all stars brighter than  $K_S = 14$  within a 3' radius from the nominal position of IGR J16207–5129. The four stars with our criteria stand clearly on the left top corner of the plot. However, the magnitudes of the object with  $Q = -0.30$ ,

<sup>2</sup> <http://www.sao.ac.za/facilities/instrumentation/gratingunit/>

<sup>3</sup> <http://www.not.iac.es/instruments/alfosc/>



**Fig. 2.** Classification spectra of HD 100199 (bottom), the optical counterpart to IGR J11305–6256, and HD 153295 (top), possible counterpart to AX J1700.2–4220.



**Fig. 3.** A plot of IR  $Q$  values against  $K_S$  magnitude for 2MASS stars within  $3'$  of the position for IGR J16207–5129. Candidate early-type stars clearly stand out on the top left corner. The object marked with a diamond is J16203633–5129352 = HD 146803, while the object marked with a square is J16204627–5130060, the correct counterpart. The brightest candidate, J16202603–5129275, seems to be resolvable into two objects. Typically, errors in  $K$  run from  $\sim 0.02$  for the brightest objects to  $\sim 0.04$  at  $K_S = 14$ , but can be rather larger for blended objects (we did not select candidates with  $\Delta K > 0.05$ ). Errors in  $Q$  vary from  $\Delta Q = 0.04$  to rather high values, with a mean value of  $\Delta Q = 0.11$  and a median  $\Delta Q = 0.10$ .

2MASS J16202935–5130457 are flagged as bad. Therefore its  $Q$  value is likely to be meaningless, and we do not consider it a real candidate to be a Be star. The bright source 2MASS J16203633–5129352 corresponds to the catalogued emission-line star HD 146803, reported by Masetti et al. (2006a) to be a late Be star and so not a likely candidate. This leaves us with two viable candidates. 2MASS J16202603–5129275 has colours and magnitudes typical of an early-type supergiant. However, close examination of the images available suggests

that the optical source USNO-B1.0 0385-0554515 is not the same object, as its position is displaced by  $\sim 2''$  and DENIS identifies two separate objects here, one coincident with the 2MASS source and one coincident with the USNO source. This means that the  $J$  mag is likely to represent a blend of both objects and so, again, the  $Q$  value is meaningless.

The only candidate left, 2MASS J16204627-5130060 = USNO-B1.0 0384-0560875, was confirmed as the counterpart to IGR J16207–5129 by a *Chandra* localisation shortly before our run (Tomsick et al. 2006; Masetti et al. 2006b). USNO-B1.0 quotes  $B = 19.7$  for this object, far too faint for a classification spectrum. However, the  $I$ -band spectrum can be used to classify luminous OB stars following the prescriptions of Caron et al. (2003) and Clark et al. (2005).

We observed USNO-B1.0 0384-0560875 in the red and far red. Its spectrum is shown in Fig. 4. The spectrum shows deep and well separated Paschen lines, several He I lines and no obvious metallic lines. The Paschen lines are well separated and resolvable up to at least Pa 20. The He I lines are resolved even at this low resolution. These features clearly identify the object as an OB supergiant. The lack of O I 8446Å and other metallic lines makes it earlier than B3. Moreover, the lack of O I 7774Å indicates that it is earlier than B1. A limit on the hot side is more difficult to set. However, He II 6683Å becomes clearly resolved from He I 6678Å around O8.5 and there is no sign of it in our spectrum. Moreover, the Paschen lines tend to become shallower and less well defined in O-type supergiants. Therefore we conclude that this object has a spectral type of B0 with an uncertainty of about one subtype.

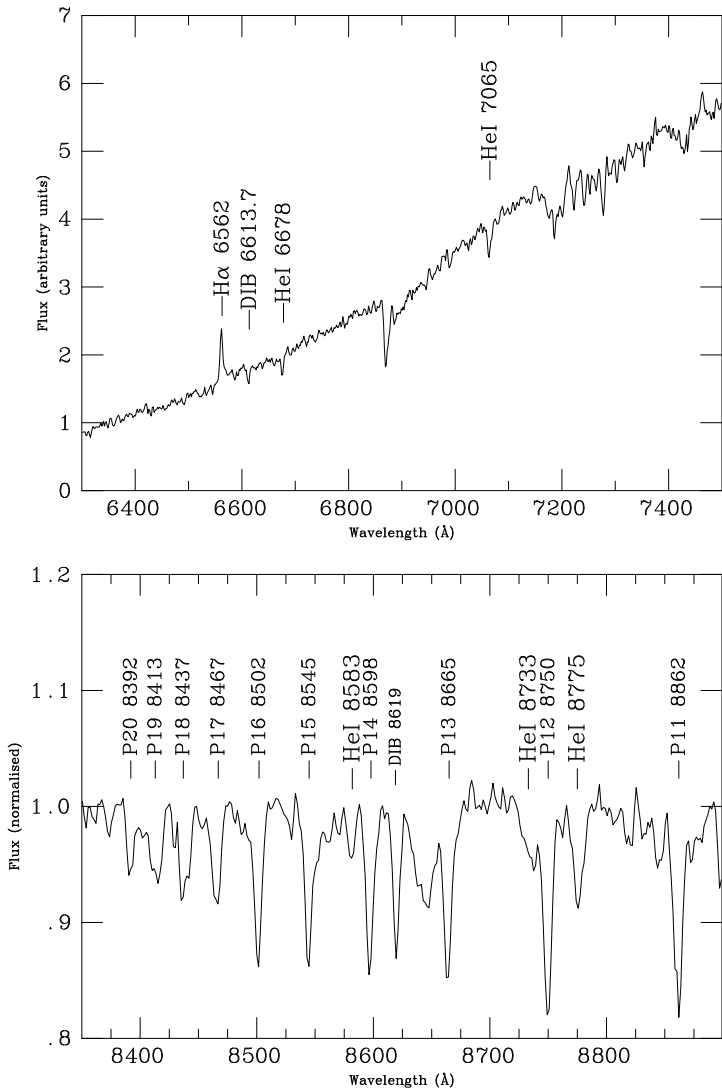
In view of its optical counterpart and persistent nature, IGR J16207–5129 is a new SGXB.

### 3.3. IGR J16283–4843

This source has been observed by different X-ray observatories (Beckmann et al. 2005). It presents a hard spectrum, with very high intrinsic absorption. The X-ray spectrum strongly suggests that it is a HMXB (Beckmann et al. 2005). The *SWIFT* error circle encompasses a single 2MASS source, 2MASS J16281083-4838560. This object is in reality a blend of images of at least three stars (Steehgs et al. 2005) that coincides with a *Spitzer* source (Beckmann et al. 2005). The mid-IR detection favours the identification of this source as the counterpart, but its faintness ( $K = 13.95$ ) is surprising for the counterpart of a HMXB.

Because of this, we searched the vicinity of this position and found a bright 2MASS source,  $\approx 9''$  away from the centre of the error circle, 2MASS J16280983–4838590. This object is relatively bright  $K = 12.01$  and has  $Q = -0.3$ , fulfilling our conditions for a candidate Be star. However, deep  $K$ -band images of this area by Steeghs et al. (2005) show that there are several fainter  $K$ -band sources surrounding 2MASS J16280983–4838590 and suggest that this source is actually a blend of two objects of similar magnitudes.

A coincident optical source, USNO-B1.0 0413-0504855 ( $R_1 = 14.2$ ) could correspond to 2MASS J16280983–4838590, but it looks far too bright in the optical to be the same as an ob-



**Fig. 4.** Spectrum of USNO-B1.0 0384-0560875, the optical counterpart to IGR J16207–5129. The top panel shows the red part of the spectrum, while the lower panel zooms in the region around the Paschen lines. The features in this region clearly identify the star as an early B supergiant.

ject with  $(J-K_s) = 1.3$ . In any event, we observed it and it turns out to be a K-type star. Obviously, a deep IR investigation of this error circle is necessary.

### 3.4. IGR J16320–4751

This *INTEGRAL* source, also known as AX J1631.9-4752, is a  $P_s = 1300$  s pulsar (Rodríguez et al. 2006; Lutovinov et al. 2005a). Monitoring with the *SWIFT*/BAT instrument has resulted in the discovery of an 8.96-d periodicity in its light curve (Corbet et al. 2005). The X-ray spectrum of IGR J16320–4751 suggests it is a HMXB, while the periodicities detected are typical of SGXBs. There is one source inside the *XMM-Newton* error circle, 2MASS J16320175–4752289, and a second one just outside. 2MASS J16320175–4752289, is rather faint. 2MASS

**Table 1.** Candidate blue stars in the field of AX J1700.2–4220. Note that the third candidate is formally outside the *ASCA* error circle.

2MASS	USNO-B1.0	$Q$	$K$	$R_2$
J17001950–4219410	0476-0587824	−0.15	11.65	13.7
J17001531–4219395	0476-0587760	−0.08	11.30	14.3
J17001663–4219078	0476-0587779	+0.02	10.58	13.4

gives  $K = 10.99$ ,  $H = 13.03$  and only an upper limit in  $J$ . Therefore we could not calculate its  $Q$  value. The other source, 2MASS J16320215–4752322 is visible in the optical as USNO-B1.0 0421-0625270 (with  $R_2 = 15.4$ ). This object, with  $K = 10.8$  and  $Q = 0.18$ , is marginally consistent with being a reddened OB supergiant. However, our spectrum shows that 2MASS J16320215–4752322 is a K-type giant. This suggests that 2MASS J16320175–4752289 is the actual counterpart to this HMXB, as seems to be confirmed by the report by Walter et al. (2006) that it is an early-type star. If it is an OB supergiant, it has to be extremely reddened.

### 3.5. AX J1700.2–4220

An *INTEGRAL* source coincident with this faint *ASCA* source is listed in the 1st *INTEGRAL* catalogue (Bird et al. 2004). Masetti et al. (2006b) mention that the catalogued Be star HD 153295 is within the *INTEGRAL* error circle. However, it is outside the smaller *ASCA* error circle. Hence we looked for other candidates within the *ASCA* error box. Analysis of the 2MASS stars within the error circle gives two good candidates to be emission-line early-type stars within the *ASCA* source and one further candidate to be a supergiant just outside it (see Table 1).

The low resolution spectrum of 2MASS J17001531–4219395 shows both a strong Ca II triplet and deep, well defined Paschen lines, suggesting that this is a late A/early F star of at least moderate luminosity. We obtained a blue spectrum, which, though rather noisy, suggests that the spectral type is not far from F2 III. 2MASS J17001950–4219410 shows a broad  $H\alpha$  absorption line and some weak metallic lines, indicative of a late A-type star, likely of moderate luminosity. Though both stars are relatively early, none is a believable candidate. From the richness of metals in its spectrum and the strength of the metallic blend around 6495Å, 2MASS J17001663–4219078 is a G-type star. The reddening in this direction is perhaps anomalous, as all three stars appear to show  $Q$  parameters that are much more negative than the values that correspond to their spectral types.

The lack of convincing candidates within the *ASCA* error circle opens up the possibility that HD 153295 is the actual counterpart. As expected for a bright Be star, HD 153295 fulfills our conditions with  $K = 6.73$  and  $Q = -0.26$ . We obtained intermediate resolution spectra of this star. The red spectrum shows several weak metallic lines and a prominent unresolved  $H\alpha$  emission line with  $EW = -68 \pm 2\text{Å}$ . This is quite a high value for a Be star. The blue spectrum (see Fig 2) confirms the strong Be characteristics. The spectral type is difficult to

assign because of the presence of many weak emission lines, but the observed absorption lines place it not very far away from B0.5 IVe. Garrison et al. (1977) give B1? III, in rather good agreement. There are several *UBV* photometric measurements for this star, showing very little variability. Taking, for example, Schild et al. (1971), we have  $V = 9.04$ ,  $(B - V) = 0.55$ . The strong Be characteristics of HD 153295 imply an important contribution of the circumstellar disk to both  $E(B - V)$  and  $V$ , likely on the order of  $E(B - V)_{\text{disk}} \approx 0.15$  and  $\Delta V_{\text{disk}} \approx 0.5$  (cf. Dachs et al. 1988).

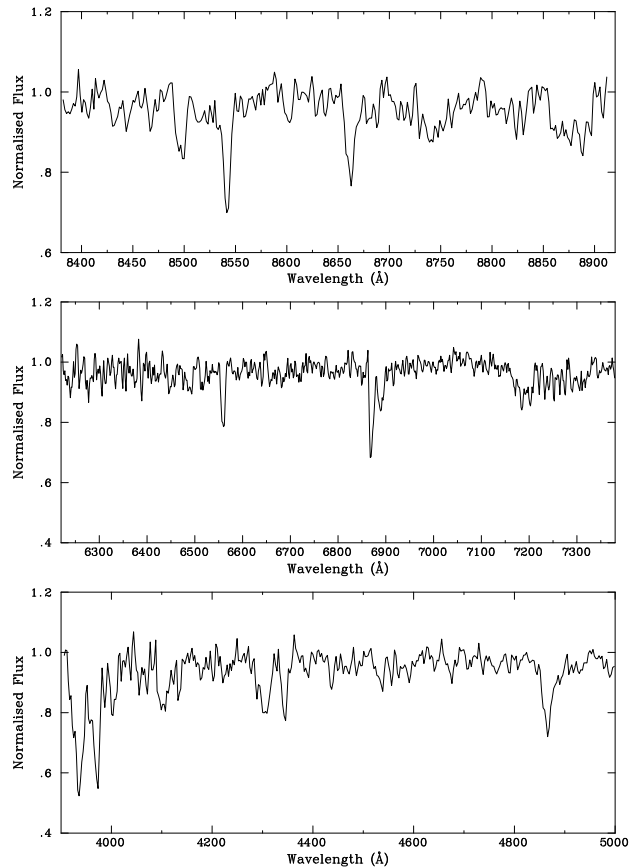
Assuming standard colours and magnitudes for HD 153295,  $(B - V)_0 = -0.24$  (Wegner 1994) and  $M_V = -4.5$  (Humphreys & McElroy 1984), and a standard reddening law, we derive  $d \approx 1.7$  kpc (a similar value is obtained from the 2MASS magnitudes). This is actually a lower limit to the distance. If we assume the likely contribution from the circumstellar disk given above, we obtain  $d \approx 2.6$  kpc. This distance is comparable to estimates around 2 kpc for the nearby cluster NGC 6231 (e.g., Raboud et al. 1997, and references therein), believed to be the core of the Sco OB1 association. If we were to adopt a luminosity class V for HD 153295, the distance would be fully compatible with membership in Sco OB1.

If HD 153295 is indeed an outlying member of Sco OB1, it may be too young to be a Be/X-ray binary. NGC 6231 is estimated to be very young ( $\sim 4$  Myr), while typical evolutionary timescales to form Be/X-ray binaries are  $\sim 10$  Myr. Thé et al. (1994) have discussed the possible association of HD 153295 with the IRAS source 16569–4213. If the association is true, HD 153295 would be a Herbig Be star and certainly not an X-ray binary, but this would imply an age much younger than  $\sim 4$  Myr (contraction times for a B0 star are  $\sim 10^5$  yr; cf. Palla & Stahler 1999)<sup>4</sup>. Clearly, a better position for AX J1700.2–4220 is necessary before the association with HD 153295 can be considered with any confidence.

### 3.6. IGR J17091–3624

First seen by *INTEGRAL* in April 2003 (Kuulkers et al. 2003), IGR J17091–3624 was later found in archival observations taken by several other satellites (Capitanio et al. 2006). The source is very variable in flux and spectral index, and shows little absorption. Its spectrum can be very hard or relatively soft, suggesting it is a black hole (Lutovinov et al. 2005b; Capitanio et al. 2006). Rupen et al. (2003) found a variable radio source within the error circle with the VLA. Though these findings suggest that IGR J17091–3624 is a low-mass microquasar, we were intrigued to find that the only candidate blue star in the error circle, 2MASS J17090199–3623260, was within the VLA source error circle.

Later, Pandey et al. (2006) observed a radio source at a position coincident with that reported by Rupen et al. (2003). According to Pandey et al. (2006), the only possible counterpart to these sources is 2MASS J17090199–3623260. This object is also detected in the optical as USNO-B1.0 0536-



**Fig. 5.** Several regions of the spectrum of USNO-B1.0 0536-0466988, likely associated with IGR J17091–3624. While the blue and *I*-band spectra indicate a late F type, the red spectrum looks more typical of a rather later spectral type, late G or early K.

0466988. It has  $K = 11.7$ ,  $Q = 0.0$  and  $R_1 = 14.46$ . It should be noted that both the *J* and *K* magnitudes for 2MASS J17090199–3623260 are tagged as upper limits. However, they are fully compatible within the errors with the corresponding DENIS magnitudes.

The spectrum of USNO-B1.0 0536-0466988 is displayed in Fig 5. The *I*-band spectrum shows prominent narrow Ca II triplet lines and weak Paschen lines, suggesting a mid or late F-type star of moderate luminosity. The low resolution spectrum taken with the NOT covers the blue range. Based on the features present, we estimate a spectral type around F8 V. However, the spectrum around  $H\alpha$  resembles a rather later star. In any case, this object is not an early type star and does not show any sign of emission lines.

In view of the almost secure association with the radio source, we may speculate that IGR 17091–3264 could be a low-mass transient microquasar observed in quiescence. According to Capitanio et al. (2006), the source has not been active since 2004. Perhaps the *JHK* observations were made at a time when the source was active and the colours dominated

<sup>4</sup> Also, there is another emission line star in the area that could be associated with the IRAS source, GSC 07877-00412.

by an accretion disk, mimicking the flat IR spectrum of an early type star. We must note, however, that there is a second faint 2MASS source partially blended with our target, 2MASS J17090219-3623292, which has  $H = 13.84$  and uncertain  $J$  and  $K$  magnitudes.

If the 2MASS magnitudes are intrinsic to the star, we can estimate its distance, assuming  $M_V = +3.5$  for an F8 V star (Mikami & Heck 1982) and  $(V-K)_0 = 1.12$  (Koornneef 1985). By using  $E(J - K_s) = 1.3A_{K_s}$  (assuming the extinction law of Rieke & Lebofsky 1985), we obtain  $A_{K_s} \approx 0.2$  and hence  $d \sim 800$  pc. This is certainly much closer than the Galactic Bulge, where most low mass X-ray binaries are known to reside and this source was suspected to lie (e.g. Capitanio et al. 2006). Even if USNO-B1.0 0536-0466988 is the actual counterpart, and the 2MASS magnitudes were obtained during a bright state and they come from an accretion disk, the source is very unlikely to be as far as the Galactic Bulge.

### 3.7. AX J1820.5–1434

This source was discovered by *ASCA* in 1997 (Kinugasa et al. 1998), as a moderately faint X-ray pulsar ( $P_s = 152.3$  s). Its X-ray spectrum is highly absorbed, while its transient nature suggests a Be/X-ray binary. *INTEGRAL* has detected this source up to 70 keV (Filippova et al. 2005).

Analysis of the 2MASS data for the error circle reveals a single candidate to being an early type star, 2MASS J18203114–1434193. This object has  $K = 10.98$  and  $Q = 0.06$ . The corresponding optical source is USNO-B1.0 0754-0489829, with  $R_2 = 14.7$  and  $B_2 = 16.5$ .

Our spectrum of this source has a very low signal to noise ratio.  $H\alpha$  is seen as a broad absorption feature (with perhaps some emission infilling, though this could be due to the noise) and there are no indications of metallic lines. 2MASS J18203114–1434193 is hence an early type star, but its faintness prevented us from taking a blue spectrum from SAAO. A low resolution spectrum was taken later from the NOT. The spectrum is of moderate signal to noise and low resolution, but the star is certainly a B-type star. The object is not a late B star, as several He I lines are clearly present, but a better spectrum will be necessary to determine an accurate spectral type.

In the NOT spectrum,  $H\alpha$  is seen in absorption. However, many Be/X-ray binaries are known to spend part of the time in absorption-line phases. Therefore, if 2MASS J18203114–1434193 is an early B-type star, it should be considered as a possible counterpart for AX J1820.5–1434.

### 3.8. IGR J18406–0539

The existence of IGR J18406–0539 is dubious. It is located only 3'.5 from the SFXT AX J1841.0–0535 = IGR J18410-0535. So, though formally the error circles for both sources do not overlap (AX J1841.0–0535 has a *Chandra* localisation), there is a non-negligible chance that they are the same source (Masetti et al. 2006c). This is a very rich field, but Masetti et al. (2006c) note the presence of the catalogued emission-line star SS 406 on the edge of the error circle. From a low resolution

spectrum, they deduce that it is a mid Be star, which, they argue, could be associated with IGR J18406–0539.

The observed spectrum of SS 406 (see Fig. 6) is strange. The  $H\alpha$  spectrum, obtained on the night of May 5th, displays a moderately strong  $H\alpha$  emission line, shallow He I 6678 and 7065Å lines and some sharp metallic lines. The blue spectrum, taken 3 nights later, displays very narrow Balmer lines, weak sharp He I lines and a wealth of metallic lines. The observed metallic lines do not match a typical F-G spectrum, but rather suggest that SS 406 is a chemically peculiar B-type star. Comparison of the observed metallic spectrum with those of several CP stars suggests that SS 406 is a Mn-Hg star, while the narrowness of its Balmer lines would point to a moderate luminosity.

Chemically peculiar stars are known to be slow rotators, while Be stars are fast rotators. Moreover, the moderately strong He I lines seen in the red spectrum seem incompatible with a late-B CP star. We can think of two explanations for this combination of spectral features. Perhaps SS 406 is a binary composed of a mid Be star and a late-B CP giant. Alternatively, a CP star may show a rotationally modulated spectrum, with He I and metallic lines changing in appearance and intensity. Whatever the case, SS 406 does not look like a promising counterpart to IGR J18406–0539, if this is indeed a real source. Even if there is a Be star in the system, it is unlikely to be sufficiently early to fall in the range observed for Be/X-ray binaries. Moreover, the evolutionary history of such a system is difficult to conceive.

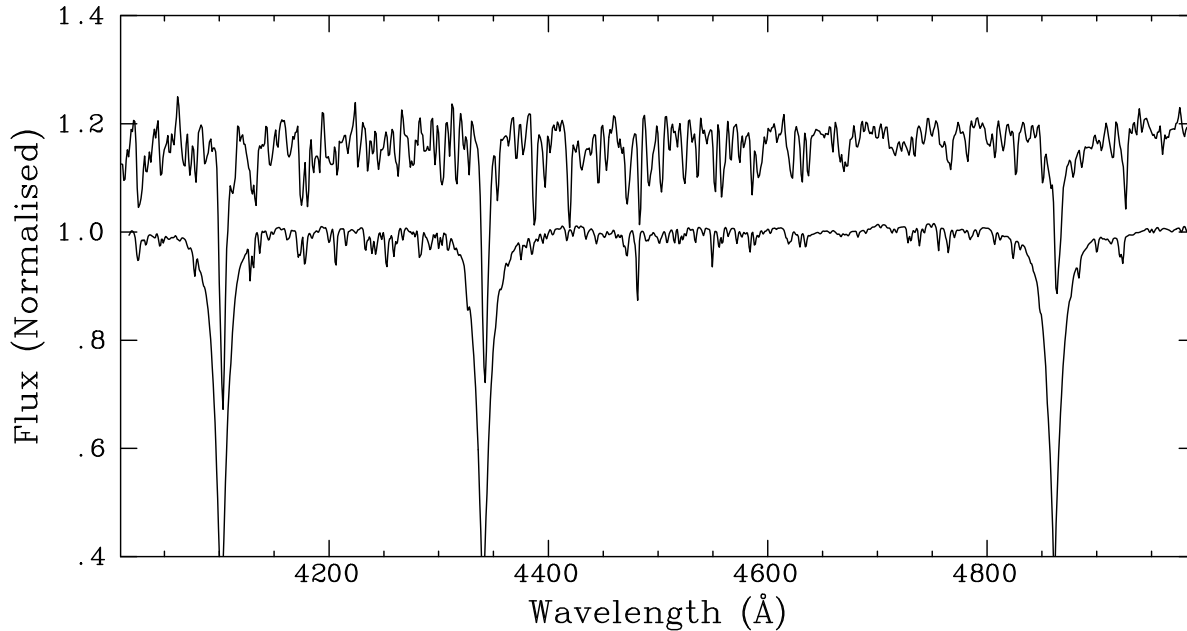
The  $Q$  method reveals a wealth of possible early-type counterparts within the error circle of IGR J18406–0539, though many of them have magnitudes flagged as bad. A correct identification of this source must wait for a better localisation. We note that no X-ray source is visible in this area in the *Chandra* pointing that led to the localisation of AX J1841.0–0535.

### 3.9. Other fields

Our method did not find any suitable candidate in the field of the SFXT IGR J16479–4514. We did not find any reliable candidates in the field of the SGXB IGR J16418–4532. In this field, few 2MASS stars appear unblended. We observed two very marginal candidates (both with  $Q = 0.15 - 0.20$ ) whose 2MASS magnitudes were flagged as bad and both turned out to be late F-type stars. Finally, no candidate blue stars are found in the field of the hard transient IGR J11321–5311.

## 4. Conclusions

1. We have used existing photometric catalogues to search for early type stars within the error circles of X-ray sources believed to be high mass X-ray binaries. Our main discriminant has been the infrared  $Q$  parameter, while optical magnitudes from USNO B1.0 have been used in an attempt to rule out foreground A or F-type stars. The method has proved efficient at finding reddened OB stars, resulting in the detection of the likely counterpart to SAX J1818.6–1703 (Negueruela & Smith 2006) and the selection of the counterpart to IGR J16207–5129, later



**Fig. 6.** The blue spectrum of SS 406 (top) compared to the Mn-Hg B8p star HD 221507 (a binned version of a UVES spectrum from the UVES Paranal Observatory Project; Bagnulo et al. 2003). SS 406 has much narrower Balmer lines, but the species present in both spectra mostly match. The presence of stronger He I lines suggests that SS 406 is slightly earlier.

identified through a *Chandra* pointing. However, it does not allow the discrimination of reddened A or F-type stars. We have found that many bright candidates selected with  $Q \sim 0.1$  turn out to be reddened A or F giants. Most sources with  $Q = 0.15 - 0.20$  are reddened late F or G stars. Surprisingly, in a few cases, the candidates turn out to be late-type stars. The most likely explanation for these misidentifications is that the 2MASS sources must be unresolved blends and therefore the  $Q$  values calculated lack astrophysical meaning.

2. Recently, Walter et al. (2006) have reported on *XMM-Newton* localisations of 10 *INTEGRAL* sources, nine of which they believe to be SGXBs. It is worth noting that, from those 9 sources, the three objects with confirmed early-type luminous counterparts, IGR J16318–4848, IGR J16465–4507 and IGR J17544–2619, would have been selected as candidate OB supergiants by our method, but the proposed candidates for IGR J16393–4641, IGR J16418–4532, IGR J16479–4514 and IGR J17252–3616 would not (see Table 2). The proposed candidates for IGR J16320–4751 and IGR J18027–2016 lack reliable  $J$  magnitudes and so  $Q$  values could not be calculated.

While, for example, the proposed counterpart to IGR J16465–4507 fails the  $Q$  value criterion (perhaps indicating contamination of the 2MASS magnitudes by other nearby sources), the proposed counterparts to several sources fail the magnitude limit. In the cases of IGR J16283–4843 and IGR J16320–4751, the proposed counterparts are very faint in  $K$ . Taking into account the huge intrinsic luminosity of an OB supergiant, these counterparts must be

very heavily absorbed not only in the optical, but also in the infrared. If this absorption was mostly intrinsic to the sources (i.e., a very thick wind or dusty envelope surrounding the system), we would expect the systems to be bright mid-IR sources. This is certainly the case in IGR J16318–4848 (Filliatre & Chaty 2004) and could also happen for IGR J16283–4843, perhaps associated with a mid IR source. However, in other cases, like IGR J16320–4751, there is no such mid IR emission and it seems very unlikely that the absorption occurs in the system itself. The possibility that these objects are HMXBs with main-sequence primaries should be considered. (cf. Pfahl et al. 2002; Ribó et al. 2006).

3. Our method reveals a B-type star inside the error circle for the X-ray pulsar AX J1820.5–1434, but our spectra are not good enough to decide if this is an early B-type star (and hence a potential candidate).  $H\alpha$  seems to be in absorption.
4. For HD 100199, identified with IGR J11305–6256, we confirm the spectral type B0 IIIe.
5. We fail to find any suitable counterpart within the *ASCA* error circle for AX J1700.2–4220. For the suggested counterpart, HD 153295, which is inside the *INTEGRAL* error circle, but not the *ASCA* circle, we find a spectral type B0.5 IVe and a distance compatible with membership in the Sco OB1 association.
6. In the error circle for the likely black hole transient IGR J17091–3624, a variable radio source has been detected. The star likely associated with this radio source is  $\sim F8$  V and must be much closer than the Galactic Bulge.



**Table 2.** Summary of results. The top panel contains data for the proposed counterparts to five sources detected with *INTEGRAL* which had been identified before this work. References are Filliatre & Chaty (2004), Negueruela et al. (2005), Negueruela et al. (2006a), Pellizza et al. (2006) and Negueruela & Smith (2006) respectively. The middle panel summarises the results presented here. The bottom panel presents data for the counterparts to four other *INTEGRAL* sources proposed as HMXBs by Walter et al. (2006).

X-ray source	2MASS source	USNO B1.0 source	$Q$	$K_S$	$B_1$	$R_1$	Counterpart Correct	Spectral Type	Comments
IGR J16318–4848	J16314831–4849005	...	–0.11	7.19	...	...	yes	B[e]	obscured
IGR J16465–4507	J16463526–4507045	0448–0520455	+0.06	9.84	15.2 ( $B_2$ )	12.7	yes	B0.5 I	SFXT?
XTE J1739–302	J17391155–3020380	0596–0585865	+0.07	7.43	17.3	13.2	yes	O8.5 Iab(f)	SFXT
IGR J17544–2619	J17542527–2619526	0636–0620933	–0.02	8.02	14.5	11.3	yes	O9 Ib	SFXT
SAX J1818.6–1703	J18183790–1702479	0729–0750578	+0.09	7.85	...	16.8	likely	O9-B1 I	SFXT
IGR J11305–6256	J11310691–6256489	0270–0309619	–0.12	8.01	8.1	8.2	yes	B0.5 IIIe	HD 100199
IGR J16207–5129	J16204627–5130060	0384–0560875	–0.01	9.13	...	15.2	yes	B0 I	SGXB
IGR J16283–4843	J16280983–4838590	0413–0504855	–0.30	12.01	...	14.0	no	K	...
IGR J16320–4751	J16320175–4752289	...	...	10.99	...	...	likely	...	...
	J16320215–4752322	0421–0625270	+0.18	10.82	17.3( $B_2$ )	14.6	no	K	...
AX J1700.2–4220	J17002524–4219003	0476–0587932	–0.26	6.73	9.5	8.8	perhaps	B0.5 IVe	HD 153295
IGR J17091–3624	J17090199–3623260	0536–0466988	+0.00	11.7	...	14.46	likely	F8 V	Radio source
AX J1820.5–1434	J18203114–1434193	0754–0489829	+0.06	10.98	16.5( $B_2$ )	14.7( $R_2$ )	perhaps	B	not Be
IGR J18406–0539	J18404689–0540502	0843–0409384	–0.05	8.613	12.7	11.4	unlikely	Mn-Hg	SS 406
IGR J16393–4641	J16390535–4642137	...	+0.41	12.78	...	...	candidate	...	...
IGR J16418–4532	J16415078–4532253	...	+0.16	11.48	...	...	candidate	...	...
IGR J16479–4514	J16480656–4512068	0447–0531332	+0.38	9.80	...	18.36	candidate	...	...
IGR J17252–3616	J17251139–3616575	...	+0.47	10.67	...	...	candidate	...	...

7. We rule out the association of SS 406 with IGR J18406–0539, as this object is a late B chemically peculiar star, and perhaps a binary consisting of two unevolved stars.

*Acknowledgements.* We would like to thank Andrew J. Norton for helpful comments on the manuscript and the referee, Doug Gies, for many valuable suggestions that improved notably the quality of the paper. IN is a researcher of the programme *Ramón y Cajal*, funded by the Spanish Ministerio de Educación y Ciencia and the University of Alicante, with partial support from the Generalitat Valenciana and the European Regional Development Fund (ERDF/FEDER). This research is partially supported by the MEC under grant AYA2005-00095. During part of this work, IN was a visiting fellow at the Open University, whose kind hospitality is warmly acknowledged. This visit was funded by the MEC under grant PR2006-0310.

This research has made use of the Simbad data base, operated at CDS, Strasbourg (France). This publication makes use of data products from the Two Micron All Sky Survey, which is a joint project of the University of Massachusetts and the Infrared Processing and Analysis Center/California Institute of Technology, funded by the National Aeronautics and Space Administration and the National Science Foundation. It also makes use of DENIS, the result of a joint effort involving human and financial contributions of several Institutes mostly located in Europe. It has been supported financially mainly by the French Institut National des Sciences de l’Univers, CNRS, and French Education Ministry, the European Southern Observatory, the State of Baden-Wuerttemberg, and the European Commission under networks of the SCIENCE and Human Capital and Mobility programs, the Landessternwarte, Heidelberg and Institut d’Astrophysique de Paris. This paper makes use of data from the UVES Paranal Observatory Project (ESO 266.D-5655).

Part of the data presented here have been taken using ALFOSC, which is owned by the Instituto de Astrofísica de Andalucía (IAA)

and operated at the Nordic Optical Telescope under agreement between IAA and the NBIfAFG of the Astronomical Observatory of Copenhagen.

## References

- Bagnulo, S., Jehin, E., Ledoux, C. 2003, *Messenger* 114, 10  
 Beckmann, V., Kennea, J.A., Markwardt, C., et al. 2005, *ApJ*, 631, 506  
 Bessell, M. S., & Brett, J. M. 1988, *PASP* 100, 1134  
 Bird, A. J., Barlow, E. J., Bassani, L., et al. 2004, *ApJL*, 607, 33  
 Bodaghee, A., Walter, R., Zurita Heras, J. A., et al. 2006, *A&A* 447, 1027  
 Capitanio, F., Bazzano, A., Ubertini, P., et al. 2006, *ApJ*, 643, 376  
 Caron G., Moffat A. F. J., St-Louis N., et al. 2003, *AJ*, 126, 1415  
 Clark, J. S., Negueruela, I., Crowther, P.A., & Goodwin, S.P. 2005, *A&A*, 434, 949  
 Comerón, F., & Pasquali, A. 2005, *A&A* 430, 541  
 Corbet, R., Barbier, L., Barthelmy, S., et al. 2005, *ATel* 649  
 Dachs, J., Kiehling, R. & Engels, D., 1988, *A&A*, 194, 167  
 Ducati, J. R., Bevilacqua, C. M., Rembold, S. B., & Ribeiro, D. 2001, *ApJ*, 558, 309  
 Draper, P.W., Taylor, M. , & Allan, A. 2000, *Starlink User Note* 139.12, R.A.L.  
 Filippova, E.V., Tsygankov, S.S., Lutovinov, A.A., & Sunyaev, R.A. 2005, *Astron. Lett.*, 31, 729  
 Filliatre, P., & Chaty, S. 2004, *ApJ* 616, 469  
 Fitzpatrick, E.L., 1999, *PASP* 111, 63

- Garrison, R.F., Hiltner, W.A., & Schild, R.E., et al. 1977, *ApJS*, 35, 111
- Grimm, H.-J., Gilfanov, M., & Sunyaev, R. 2003, *MNRAS* 339, 793
- Howarth, I., Murray, J., Mills, D., & Berry, D.S. 1998, *Starlink User Note* 50.21, R.A.L.
- Humphreys, R.M., & McElroy, D.B. 1984, *ApJ* 284, 565
- Indebetouw, R., Mathis, J.S., Babler, B.L., et al. 2005, *ApJ*, 619, 931
- Kaper, L., van der Meer, A., & Tijani, A. H. 2004, *RMxAC* 21, 128
- Kinugasa, K., Torii, K., Hashimoto, Y., et al. *ApJ* 495, 435
- Koornneef, J. 1985, *A&A*, 128, 84
- Kuulkers, E., Lutovinov, A., Parmar, A., et al. 2003, *ATel*, 149
- Lutovinov, A., Revnivtsev, M., Molkov, S., & Sunyaev, R. 2005b, *A&A*, 430,997
- Lutovinov, A., Rodriguez, J., Revnivtsev, M., & Shtykovskiy, P. 2005a, *A&A*, 433, L41
- Masetti, N., Mason, E., Bassani, L., et al. 2006c, *A&A*, 448, 547
- Masetti, N., Morelli, L., Palazzi, E., et al. 2006b, *ATel* 783
- Masetti, N., Pretorius, M.L., Palazzi, E., et al. 2006b, *A&A*, 449, 1139
- Mikami, T., & Heck, A. 1982, *PASJ*, 34, 529
- Negueruela, I., & Smith, D.M. 2006, *ATel* 831
- Negueruela, I., Smith, D.M., Chaty, S. 2005, *ATel* 429
- Negueruela, I., Smith, D. M., Harrison, T. E., & Torrejón, J.M. 2006a, *ApJ*, 638, 982
- Negueruela, I., Smith, D. M., Reig, P., et al. 2006b, *ESA SP-604*, 165
- Palla, F., & Stahler, S.W. 1999, *ApJ*, 525, 772
- Pandey, M., Manchanda, R.K., Rao, A.P., et al. 2006, *A&A*, 446, 471
- Pellizza, L.J., Chaty, S., & Negueruela, I. 2006, *A&A* 455, 653
- Pfahl, E., Rappaport, S., & Podsiadlowski, P. 2002, *ApJ*, 571, L37
- Produit, N., Ballet, J., & Mowlavi, N. 2004, *ATel* 278
- Raboud, D., Cramer, N., & Bernasconi, P. A. 1997, *A&A*, 325, 167
- Reig, P., Negueruela, I., Papamastorakis, G., et al. 2005, *ApJ*, 440, 637
- Ribó, M., Negueruela, I., Blay, P., et al. 2006, *A&A*, 449, 687
- Rieke, G. H., & Lebofsky, M. J. 1985, *ApJ*, 288, 618
- Rodriguez, J., Bodaghee, A., Kaaret, P., et al. 2006, *MNRAS*, 366, 274
- Rupen, M.P., Mioduszewski, A.J., & Dhawan, V. 2003, *ATel* 152
- Schild, R.E., Neugebauer, G., & Westphal, J.A. 1971, *AJ*, 76, 237
- Sguera, V., Barlow, E.J., Bird, A.J., et al. 2005, *A&A*, 444, 221
- Skrutskie, M.F., Cutri, R.M., Stiening, R. 2006, *AJ*, 131, 1163
- Shortridge, K., Meyerdicks, H., Currie, M., et al. 1997, *Starlink User Note* 86.15, R.A.L.
- Sidoli, L., Paizis, A., & Mereghetti, S. 2006, *A&A*, 450, L9
- Smith, D. M., Heindl, W.A., Markwardt, C.A., et al. 2006, *ApJ*, 638, 974
- Steehgs, D., Torres, M.A.P., Jonker, P.G., et al. 2005, *ATel* 478
- Thé, P.S., de Winter, D., & Perez, M. R. 1994, *A&AS*, 104, 315
- Tomsick, J.A., Chaty, S., Rodriguez, J., et al. 2006, *ApJ*, 647, 1309
- Walter, R., Zurita Heras, J.A., Bassani, L., et al. 2006, *A&A*, 453, 133
- Wegner, W. 1994, *MNRAS*, 270, 229
- Zurita Heras, J. A., de Cesare, G., Walter, R., et al. 2006, *A&A* 448, 261

### List of Objects

- ‘IGR J11305–6256’ on page 3
- ‘HD 146803’ on page 4
- ‘USNO-B1.0 0384-0560875’ on page 4
- ‘USNO-B1.0 0384-0560875’ on page 4
- ‘IGR J16207–5129’ on page 4
- ‘IGR J16320–4751’ on page 5
- ‘HD 153295’ on page 5
- ‘HD 153295’ on page 5
- ‘HD 153295’ on page 6
- ‘HD 153295’ on page 6
- ‘IGR J17091–3624’ on page 6
- ‘SS 406’ on page 7