

# H II emission line region in LEDA 212995, a small neighboring galaxy of Mrk 1040

L.Č. POPOVIĆ<sup>1,2</sup>, E. G. MEDIAVILLA<sup>3</sup>, E. BON<sup>1</sup>, D. ILIĆ<sup>4</sup> and G. RICHTER<sup>2</sup>

<sup>1</sup> Astronomical Observatory, Volgina 7, 11160 Belgrade 74, Serbia

<sup>2</sup> Astrophysikalisches Institut Potsdam, An der Sternwarte 16, D-14482 Potsdam, Germany

<sup>3</sup> Instituto de Astrofísica de Canarias E-382005, La Laguna, Tenerife, Spain

<sup>4</sup> Department of Astronomy, Faculty of Mathematics, University of Belgrade, Studentski trg 16, 11000 Belgrade, Serbia

Received ; accepted

**Abstract.** We present here new spectroscopic observations of Mrk 1040 and LEDA 212995 (Mrk 1040 companion) obtained with the Isaac Newton Telescope (INT). The intensity ratios and widths for the narrow emission lines found in LEDA 212995 are typical of H II regions. The red-shift ( $0.0169 \pm 0.00015$ ) of the object derived from these emission lines is very close to the red-shift of Mrk 1040 ( $z=0.01665$ ). The weak narrow and broad absorption lines were detected in the  $H\alpha$  wavelength band of LEDA 212995 spectra. These absorptions indicate that the companion might be at least partly obscured by Mrk 1040. Using this and previous observations we discuss the possible physical relationship between these two galaxies.

**Key words:** galaxies: Seyfert – line: profiles

## 1. Introduction

LEDA 212995<sup>1</sup> is a small galaxy with dimensions  $0.20' \times 0.10'$  and magnitude  $>19$  visually located near the Sy 1 galaxy Mrk 1040 ( $z=0.01665$ , Huchra et al. 1999). The galactic extinction for this object was given by Burstein & Heiles (1982) and Schlegel et al. (1998). The other conversion factors for this galaxy were given by Cardelli et al. (1989).

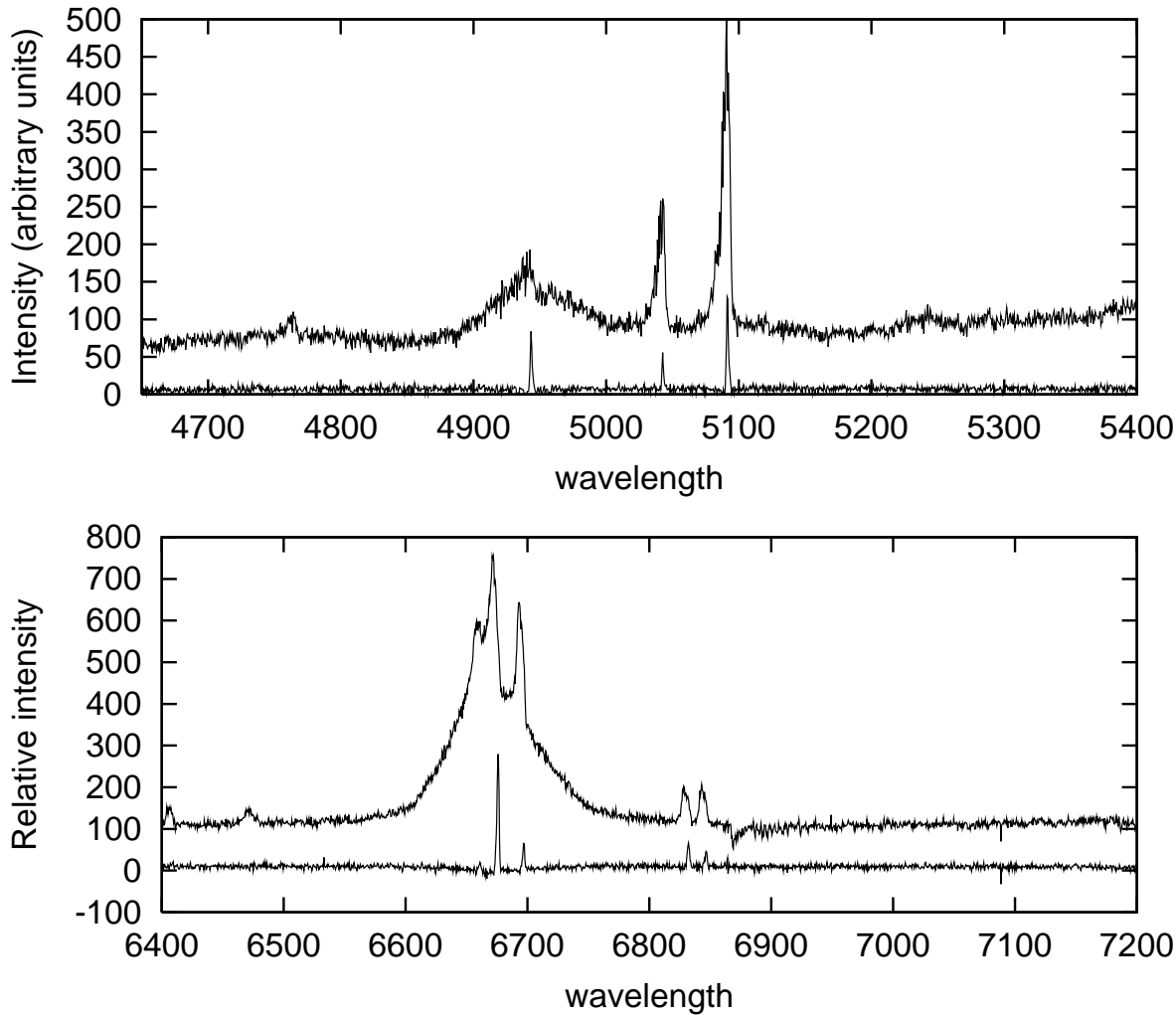
Previous spectroscopical observations of this object were reported by Ward & Wilson (1978), Dahari (1985), Veilleux & Osterbrock (1987), Amram et al. (1992) and Keel (1996). Ward & Wilson (1987) found that the galaxy emits narrow and 'sharp' emission lines with red-shift  $5070 \pm 60$  km/s ( $0.01691 \pm 0.0002$ ) which is close to the Mrk 1040 red-shift ( $4910 \pm 60$  km/s, i.e.  $0.01638 \pm 0.0002$  according to the authors). Dahari (1985) in Table 1, summarized the red-shifts of companions of Seyfert galaxies where the red-shift of 0.0163 for this object was given. Also, the spectroscopical observation of this object with CCD transmission-grism spectrograph at the Cassegrain focus of the Shane 3m telescope was analyzed by Veilleux & Osterbrock (1987). Using the emission line ratio they classified the galaxy as Narrow Emission Line

Galaxy (NLRG). Veilleux & Osterbrock (1987) found that systemic red-shift of the object is 0.0160 with the uncertainties from 0.0002 to 0.0005. Assuming this value of the red-shift, the companion should be closer to the observer. Moreover, Afanas'ev & Fridman (1993) pointed out that an analysis of the (B-R) color distribution in the galactic disk and the presence of a distinct dust lane in the disk show that 'the northeast side of the galaxy is farther away, and the companion, which is bluer than the disk of Mrk1040, is closer to the observer'. The spectroscopical observations of Mrk1040 and LEDA 212995 were given in Amram et al. (1992), where the asymmetry in velocity field of companion is found and assumed that this asymmetry is due to interaction of these two galaxies. They found that red-shift of LEDA 212995 is  $5100 \pm 10$  km/s that is in agreement with measurements by Ward & Wilson (1978). Keel (1996) presented imaging and optical spectroscopy of a sample paired Seyfert galaxies and found that LEDA 212995 is about 18 arc seconds to the north along the Mrk 1040 minor axis. In this paper the spectroscopic characteristics (red-shift, emission lines) of the object were not given.

According to the red-shifts estimates of different authors, it is possible to conclude that galaxies, Mrk 1040 and its companion, are physically related which can be of interest in what respect to the origin of the nuclear activity in Mrk 1040 (see e.g. Corbin 2000).

Correspondence to: lpopovic@aip.de

<sup>1</sup> In NED database this object is noted also as UGC 01935 NOTES01 and RX J0228.2+3118, in literature is often noted as 'Mrk 1040 companion'



**Fig. 1.** The comparison of the Mrk 1040 and LEDA 212995 spectra in the  $H\beta$  (top) and in the  $H\alpha$  (bottom) wavelength range.

We present here new observations of Mrk 1040 and its companion obtained with the Isaac Newton Telescope (INT) in the  $H\beta$  and  $H\alpha$  spectral regions with the aim of characterize the line emission in Mrk 1040 companion and discuss the physical relationship between these galaxies.

## 2. Observation and data reductions

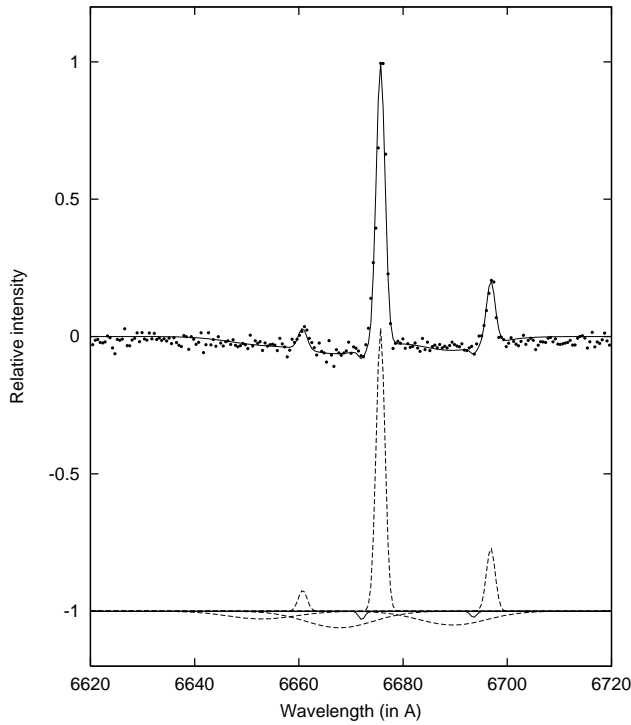
The observations were performed on January 24 and 25, 2002 with the 2.5 m INT at La Palma. Three exposures of 1400 s in the spectral region of  $H\alpha$  were obtained on January 24, 2002. Another three exposures of 1400 s in the  $H\beta$  line region were taken on January 25, 2002. The Intermediate Dispersion Spectrograph (IDS) and the 235 camera (with chip EEV10) in combination with the R1200Y (for the  $H\alpha$  wavelength region) and R1200B (for the  $H\beta$  wavelength region) gratings were used. The slit was oriented to obtain simultaneously the spectra of both, Mrk 1040 and its companion. The seeing was  $1''.1$  and we used a slit  $1''$  wide. We estimate a distance between the two objects of about  $18''$  in agreement with previous measurements (Keel 1996).

CuNe and CuAr lamps were used for wavelength calibration. Standard reduction procedures including flat-fielding, wavelength calibration, spectral response, and sky subtraction were performed with the help of the IRAF software package. The first step to analyze the emission lines was to define and subtract the continuum with DIPSO.

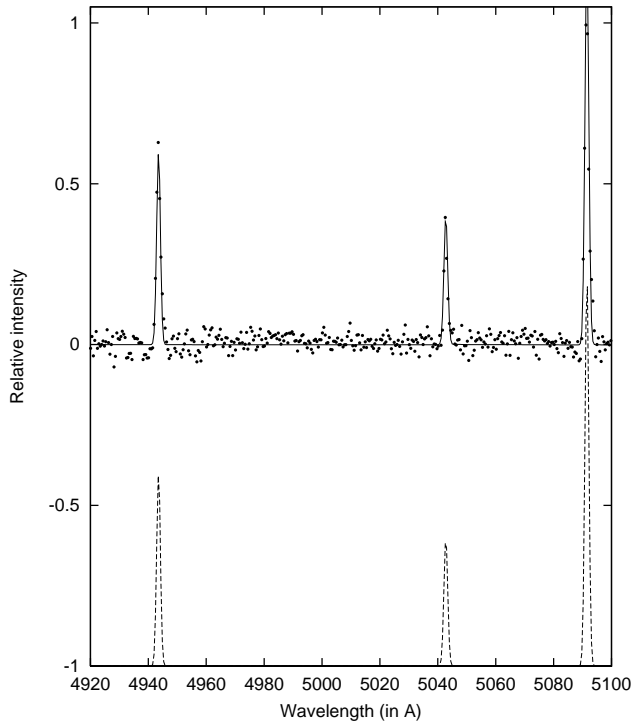
## 3. Results and discussion

Considering that both of the objects were in the same slit we were able to see that the red-shift of the LEDA 212995 is slightly higher than Mrk 1040 one (see Fig. 1). In the spectra of this object we easily identify the narrow  $H\beta$ ,  $H\alpha$ , [O III]4959,5007 Å; [N II]6548,6583 Å and [Si II]6716,6731 Å emission lines. A very weak and relatively broad absorption (like absorption deep) is also present around 6671 Å (see Figs. 1 and 2).

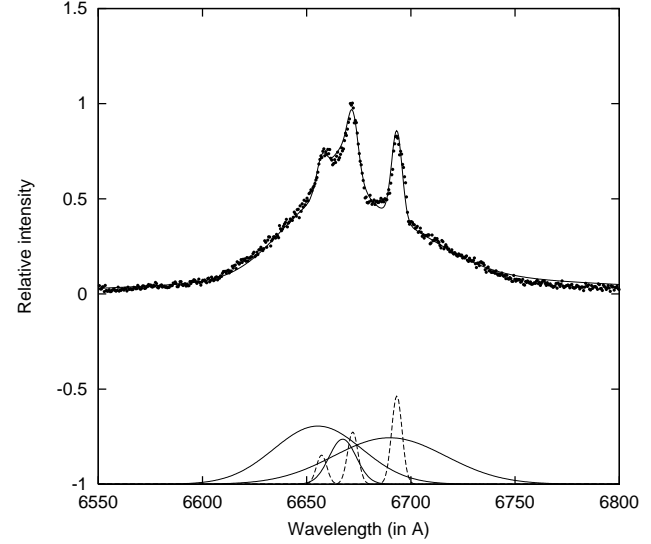
In order to classify the galactic nucleus, we measured the ratio of the fluxes of [NII]6584/ $H\alpha$  and [OIII]5007/ $H\beta$  lines. We found that  $\log\{[NII]6584/H\alpha\} = -0.581 \pm 0.002$  and  $\log\{[OIII]5007/H\beta\} = 0.169 \pm 0.004$ . The ratio of the lines is typical of HII regions (see e.g. de Burego et al. 2000). Our



**Fig. 2.** Decomposition of H $\alpha$  line region of LEDA 212995. The 'absorption deep' can be fitted with three broad absorption (at the bottom) which correspond to the H $\alpha$ + [NII] lines redshifted  $z \approx 0.0160$ . The narrow absorption (solid line) are H $\alpha$  and [NII] $\lambda$ 6583.6 Å with the red-shift of Mrk 1040 ( $z \approx 0.01665$ ).



**Fig. 3.** Decomposition of the H $\beta$  line region of LEDA 212995.



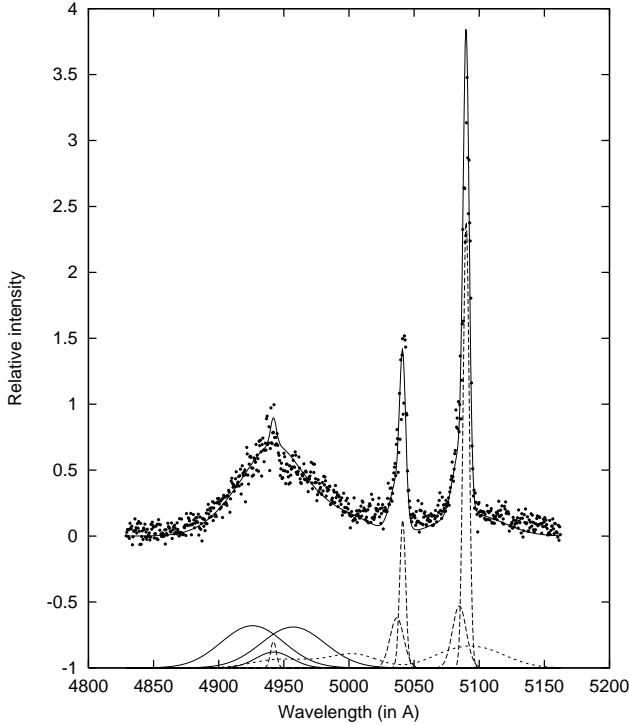
**Fig. 4.** Decomposition of Mrk 1040 H $\alpha$  line. The dots represent observation, and the solid line is the best fit. The Gaussian components are shown at the bottom. The dashed lines at the bottom represent the narrow lines.

measured ratios are different from ones given in Veilleux & Osterbrock (1987), they found that  $\log\{[\text{NII}]\lambda 6584/\text{H}\alpha\} = -0.67(-0.68)$  and  $\log\{[\text{OIII}]\lambda 5007/\text{H}\beta\} = 0.33(0.36)$ .

To find the velocity centroids and broadenings as well as to describe the 'absorption deep' in H $\alpha$  wavelength band, we perform a Gaussian fit to the emission lines. We used a  $\chi^2$  minimalization routine to obtain the best fit parameters (see Figs. 2 and 3). To limit the number of free parameters in the fit we have set some *a priori* constraints (see e.g. Popović et al. 2002, Popović 2003), taking that all lines have the same red-shift and full widths proportional to their wavelengths. Also, we have linked the intensity ratio of two [OIII] and [NII] lines according to the atomic values (see e.g. Wiese et al. 1966); 1:3.03 and 1:2.96, respectively. After subtracting the continuum, the 'absorption deep' can be clearly seen in the H $\alpha$  wavelength region as well as very weak absorption components near the blue wings of H $\alpha$  and [NII] $\lambda$ 6583.6 Å lines (see Fig. 2). Consequently, we assumed five absorption components more in the fitting procedure for H $\alpha$ + [NII] wavelength region. In H $\beta$  wavelength region, such absorption could not be resolved due to high level of noise in continuum (see Fig. 3).

From this analysis we found that the red-shift of LEDA 212995 corrected to heliocentric is  $z = 0.0169 \pm 0.0015$ , what is in good agreement with Ward & Wilson (1978) and Amram et al. (1992). We have found that the dispersion velocity obtained from emission lines is about 50 km/s, what is also typical for H II regions.

The absorption components are weak and the parameters from Gaussian fit are with higher errors than for emission components. From the fit (see Fig. 2) we found that three broad absorption components may be present which correspond to H $\alpha$  and [NII] $\lambda$ 6548.1, 6583.6 Å lines. The width of the components is  $\approx 400$  km/s and the red-shift is  $\approx 0.016$ . It is interesting that their red-shift and width corresponds



**Fig. 5.** The same as in Fig. 4, but for  $H\beta$  line. The broad dashed line at the bottom represents Fe II template.

to ones of broader (bluer) [OIII] components ( $z \approx 0.0159$ ,  $w \approx 450$  km/s) of Mrk 1040 nuclei (see next paragraph). Additional two weak narrower components can be detected only in the  $H\alpha$  and [NII] $\lambda 6583.6$  Å lines with the red-shift of 0.01665 and width  $\approx 30$  km/s.

To check the obtained red-shift for Mrk 1040 companion, we estimated the red-shift difference between narrow spectral lines of both objects. The spectra of Mrk 1040 is more complex and to find the velocity difference, the  $\chi^2$  minimalization routine was applied also to complex Mrk 1040  $H\alpha$  and  $H\beta$  lines (see Figs. 4 and 5). We found that systemic velocities of narrow lines are consistent with cosmological red-shift of Mrk 1040. Here we should mention that narrow lines of Mrk 1040 are broader and more complex and that uncertainties in velocity centroid position is higher than in the case of LEDA 212995. Moreover, as one can see in Fig. 4, the [OIII] $\lambda\lambda 4959, 5007$  Å lines can be satisfied only if we assume two Gaussians per the narrow line. The velocity difference between narrow lines of these two galaxies is  $z_{\text{LEDA212995}} - z_{\text{Mrk1040}} \approx 0.0004$ , that is in agreement with results from our previous analysis.

Next question is: is the LEDA 212995 foreground or background galaxy of Mrk 1040? The higher red-shift and 'absorption deep' present in the  $H\alpha$  wavelength region indicate that LEDA 212995 may be a background galaxy.

Additional information on this pair of galaxies can be derived from HST observations with WFPC2 camera (for more details see Malkan et al. 1998) and from previous observation. The LEDA 212995 can be seen at the north edge of the image. By inspection of the image, one can see that LEDA 212995 shows several distinct clumps and an elongated struc-

ture oriented nearly to the east-west. An extensive emission in the companion is observed by Ward & Wilson (1978) in the low dispersion slit oriented to the east-west, that may be present in star-forming regions with such strong emission lines. From the HST image, one can clearly see that LEDA 212995 is projected on spiral arm of Mrk 1040 (northern side). Afanas'ev & Fridman (1993) noted that north-east part (where the companion is projected or seen thought) is receding, and LEDA 212995 has smaller red-shift with respect to this part of galactic disk. Using the Table 2 given in Keel (1996), where radial velocities along the major axis are given, one can find that the velocity difference in rotation curve for this position in the disk is  $(5171-4741)/2=215$  km/s. That is higher than relative red-shift difference between two objects ( $\sim 120$  km/s). If the companion is background galaxy one can expect also that absorption from the stellar disk may be present in the spectra. But problem is that the absorption components (from Gaussian analysis) have smaller red-shift than it is expected if absorption is caused only by north-east (receding) part of stellar disk. In any case the north-east part stellar disk may contribute to the observed 'absorption deep'.

On the other side, one can speculate that such small red-shift difference can be caused by proper motion of LEDA 212995 and that it is only partly obscured by Mrk 1040 halo (and might be by an extensive NLR), i.e. that the location of the object corresponds to the projected distance on the sky between nucleus of  $18''$  ( $\sim 10$  kpc). Taking into account the circular orbit of the companion and mass of Mrk 1040  $m \approx 3 \cdot 10^{11} M_{\odot}$  estimated by Amram et al. (1992), we can conclude that projected velocity of the companion can cause this red-shift difference. In this case the observed 'absorption deep' might be intrinsic, i.e. due to absorption of the stars in companion, reproducing dispersion velocity of stars in LEDA 212995. Consequently, the companion might be located very close to the nuclei of Mrk 1040, i.e. practically the companion might be a part of the Mrk 1040 galaxy.

## 4. Conclusion

We present our analysis of LEDA 212995 spectra in  $H\beta$  and  $H\alpha$  wavelength regions. The spectra of this object and Mrk 1040 were observed simultaneously (both objects were in the slit) with INT. From this analysis we found that:

i) the intensity ratio of narrow emission lines and their widths ( $\approx 50$  km/s) in the spectra of LEDA 212995 are typical for H II regions;

ii) the red-shift inferred from the narrow emission lines is  $z = 0.0169 \pm 0.0015$  that is in agreement with Ward & Wilson (1978) and Amram et al. (1992). This red-shift implies that LEDA 212995, as was earlier commented, is really a neighboring galaxy to the Sy 1 galaxy Mrk 1040.

iii) The 'absorption deep' seen in  $H\alpha$  wavelength region indicates that LEDA 212995 is at least partly obscured by Mrk 1040, it means that Mrk 1040 may be a foreground galaxy of LEDA 212995, or in another case LEDA 212995 might be very close to Mrk 1040 nuclei. To ascertain this question, further spectroscopic observations of the Mrk 1040

companion and north-east part of the Mrk 1040 stellar disk are needed.

*Acknowledgements.* This work is a part of the project P1196 “Astrophysical Spectroscopy of Extragalactic Objects” supported by the Ministry of Science, Technologies and Development of Serbia and project P6/88 “Relativistic and Theoretical Astrophysics” supported by the IAC. LČP is supported by the Alexander von Humboldt Foundation through the program for foreign scholars. We would like to thank the anonymous referee for very useful comments.

## References

- Afanas'ev V.L. & Friedman A.M., 1993, *Astron. Lett.* **19**, 319.  
Amram P., Marcelin M., Bonnarel F., Boulesteix J., Afanasiev V.L., Dodonov S.N., 1992, *A&A* **263** 69.  
Burstein D., Heiles C., 1982, *AJ*, **87**, 1165  
del Burgo C., Mediavilla E., Arribas S., 2000, *ApJ*, **540**, 741  
Cardelli J. A., Clayton G.C., Mathis J.S., 1989, *ApJ*, **345**, 245  
Dahari O., 1985, *AJ* **90**, 1772  
Corbin M.R., 2000, *ApJL* **536**, L73.  
Huchra J.P., Vogeley M.S., Geller M., 1999, *ApJS* **121**, 287  
Keel W.C., 1996, *AJ*, **111**, 696  
Malkan M.A., Gorjian V., Raymond T., 1998, *ApJS* **117**, 25.  
Schlegel D.J., Finkbeiner D.P., Davis M., 1998, *AJ*, **500**, 525  
Popović L. Č, Mediavilla E.G., Kubičela A., Jovanović P., 2002, *A&A*, **390**, 473.  
Popović, L. Č. 2003, *ApJ*, accepted (astro-ph/0304390).  
Veilleux S. & Osterbrock D.E., 1987, *ApJS* **63**, 295.  
Ward M.J. & Wilson A.S., 1978, *A&A* **70**, L79  
Wiese W.L., Smith M.W., Glennon B.M., 1966, *Atomic Transition Probabilities: Hydrogen Through Neon, Vol. I*, NSRDS, Washington D.C.