

X-RAY EMISSION FROM THE MOST LUMINOUS $z > 4$ PALOMAR DIGITAL SKY SURVEY QUASARS: THE CHANDRA VIEW

C. VIGNALI, W. N. BRANDT, D. P. SCHNEIDER, G. P. GARMIRE

*Department of Astronomy & Astrophysics, The Pennsylvania State University,
525 Davey Laboratory, University Park, PA 16802, USA
E-mail: chris, niel, dps, & garmire@astro.psu.edu*

S. KASPI

*School of Physics and Astronomy, Raymond and Beverly Sackler Faculty of Exact
Sciences, Tel-Aviv University, Tel-Aviv 69978, Israel
E-mail: shai@wise.tau.ac.il*

We present the results obtained from exploratory *Chandra* observations of nine high-redshift ($z=4.09-4.51$) quasars, selected from among the optically brightest Palomar Digital Sky Survey quasars known. Their broad-band spectral energy distributions are characterized, on average, by steeper α_{ox} values ($\langle\alpha_{\text{ox}}\rangle=-1.81\pm 0.03$) than those of lower-redshift, lower-luminosity samples of quasars. We find a significant correlation between $AB_{1450(1+z)}$ magnitude and soft X-ray flux, suggesting that the engine powering the UV and X-ray emission is the same. The joint $\approx 2-30$ keV rest-frame X-ray spectrum is well parameterized by a $\Gamma \approx 2.0 \pm 0.2$ power-law model with no evidence for intrinsic absorption ($N_{\text{H}} \lesssim 8.8 \times 10^{21} \text{ cm}^{-2}$).

1 Introduction. Observational and scientific strategy

Our understanding of quasar X-ray properties at $z > 4$ has advanced rapidly over the past few years, mostly thanks to the capabilities of *Chandra* and *XMM-Newton*. Prior to 2000 there were only six X-ray detected quasars at $z > 4$. The first systematic X-ray study of $z > 4$ quasars, carried out using archival *ROSAT* data¹, doubled the number of X-ray detected quasars at $z > 4$. Recent ground-based optical surveys have discovered a large number of AGNs at $z > 4$. In particular, the Palomar Digital Sky Survey² (PSS), the Automatic Plate Measuring facility survey³ (BRI), and the Sloan Digital Sky Survey⁴ (SDSS) have discovered more than 300 $z > 4$ quasars^a up to $z = 6.28$. To define the basic X-ray properties of $z > 4$ quasars in two different regions of the luminosity-redshift parameter space, we started a program to observe with *Chandra* and *XMM-Newton* both the optically brightest $z \approx 4-4.6$ PSS/BRI quasars and the higher-redshift, optically fainter SDSS quasars (Fig. 1, left panel). Since the pioneering work with *ROSAT*¹, the number of AGNs with

^aSee <http://www.astro.caltech.edu/~george/z4.qsos> for a listing of high-redshift quasars.

X-ray detections has increased significantly to ≈ 50 (see Fig. 1, right panel)^b in the redshift range $z \approx 4$ –6.3.^{5,6,7,8,9}

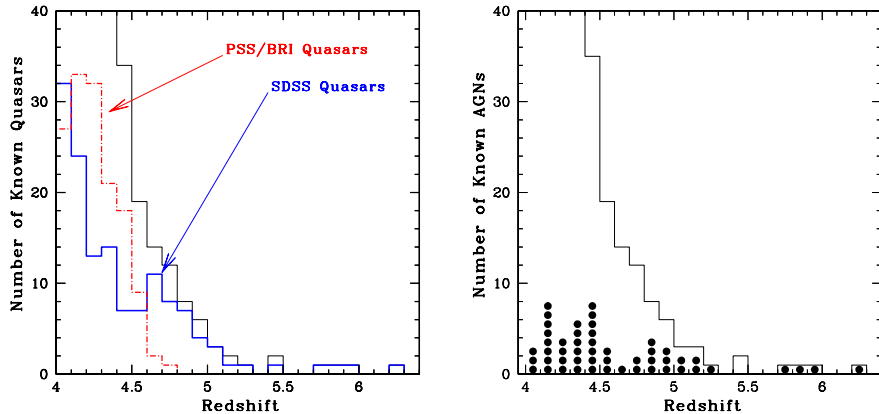


Figure 1: (Left panel) Redshift distributions of known $z \geq 4$ quasars (thin line), PSS/BRI quasars (dot-dashed line), and SDSS quasars (thick line). (Right panel) Redshift distribution of $z > 4$ quasars with X-ray detections (filled circles).

Here we report the results obtained from *Chandra* observations of nine PSS quasars selected from among the optically brightest $z > 4$ quasars known. An extensive analysis is presented in V02. These quasars are likely to comprise a significant fraction of the most luminous optically selected $z > 4$ quasars over the forthcoming years. They also represent ideal targets for X-ray spectroscopy with *XMM-Newton* and the next-generation of X-ray telescopes.

2 Results

Chandra and other exploratory X-ray observations have defined the typical fluxes and luminosities of $z > 4$ quasars. As shown in Fig. 2, quasars at $z > 4$ are generally faint X-ray sources, with 0.5–2 keV fluxes $< 4 \times 10^{-14}$ erg cm⁻² s⁻¹. The PSS quasars presented here (filled triangles in Fig. 2) are among the X-ray brightest $z > 4$ quasars; they have ≈ 10 –70 counts in the observed 0.5–8 keV band in a typical ≈ 5 ks *Chandra* observation. The correlation between soft X-ray flux and $AB_{1450(1+z)}$ magnitude, evident in Fig. 2, is significant at 99.99% confidence when the PSS/BRI/SDSS $z > 4$ quasars observed by *Chandra* are taken into account (excluding the broad absorption-line quasars, which are known to suffer from intrinsic absorption¹⁰).

^bSee <http://www.astro.psu.edu/users/niel/papers/highz-xray-detected.dat> for a regularly updated compilation of X-ray detections at $z > 4$.

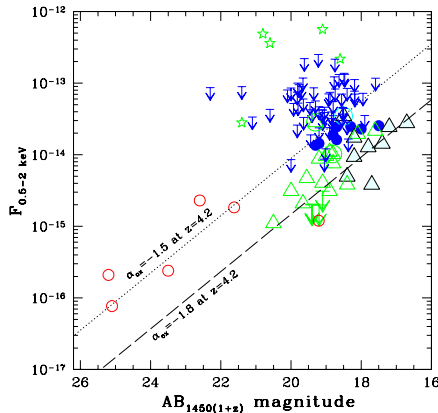


Figure 2: Observed-frame, Galactic absorption-corrected 0.5–2 keV flux (in units of $\text{erg cm}^{-2} \text{s}^{-1}$) versus $AB_{1450(1+z)}$ magnitude for $z \geq 4$ AGNs. The PSS quasars presented here are plotted as filled triangles, while the open triangles and large downward-pointing arrows indicate previous *Chandra* observations of $z > 4$ quasars.^{6,7} Circled triangles are radio-loud quasars. The quasars with *ROSAT* detections or upper limits are plotted as filled circles and small downward-pointing arrows, respectively;^{1,9} blazars are shown as open stars. Open circles show X-ray detected AGNs from other work.^{5,11,12,13,14} The slanted lines show $z = 4.2$ loci for $\alpha_{\text{ox}} = -1.5$ (dotted) and $\alpha_{\text{ox}} = -1.8$ (dashed).

The average α_{ox} for the nine optically luminous PSS quasars is $\langle \alpha_{\text{ox}} \rangle = -1.81 \pm 0.03$, considerably steeper than that obtained for samples of local quasars [e.g., the Bright Quasar Survey¹⁵ radio-quiet quasars (RQQs) at $z < 0.5$ have $\langle \alpha_{\text{ox}} \rangle = -1.56 \pm 0.02$ ¹⁶]. A likely explanation for the range of α_{ox} values found among the RQQ population is that α_{ox} depends upon 2500 Å rest-frame luminosity.¹⁷ The possibility that α_{ox} steepens at high redshifts because of the presence of X-ray absorption is ruled out by our spectral analysis of the nine PSS quasars. Their joint X-ray spectrum is well fitted by a $\Gamma = 1.98 \pm 0.16$ power-law model (similarly to the majority of lower-redshift quasars¹⁸) without any evidence for intrinsic absorption ($N_{\text{H}} \lesssim 8.8 \times 10^{21} \text{ cm}^{-2}$ at 90% confidence; see Fig. 3).

Acknowledgments

The authors acknowledge the financial support of NASA grants NAS 8-01128 (GPG) and LTSA NAG5-8107 (CV, WNB), *Chandra* X-ray Center grant DD1-2012X (CV, WNB, DPS), and NSF grant AST99-00703 (DPS). CV also acknowledges partial support from the Italian Space Agency and MURST.

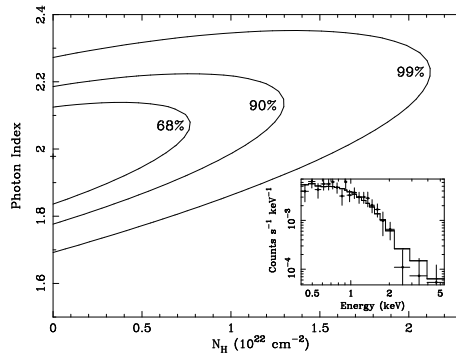


Figure 3: Confidence regions for the photon index and intrinsic column density derived from joint fitting of the nine PSS quasars. The combined quasar spectrum fitted with the best-fit power-law model and Galactic absorption is shown in the insert.

References

1. S. Kaspi, W.N. Brandt and D.P. Schneider, *Astron. J.* **119**, 2031 (2000).
2. S.G. Djorgovski *et al.*, in *Wide Field Surveys in Cosmology*, ed. S. Colombi and Y. Mellier (Editions Frontieres, Paris), 89 (1998).
3. M. Irwin, R.G. McMahon and C. Hazard, in ASP Conf. Ser. 21, *The space distribution of quasars*, ed. D. Crampton (ASP, San Francisco), 117 (1991).
4. D.G. York *et al.*, *Astron. J.* **120**, 1579 (2000).
5. W.N. Brandt *et al.*, *Astron. J.* **121**, 591 (2001).
6. C. Vignali *et al.*, *Astron. J.* **122**, 2143 (2001).
7. W.N. Brandt *et al.*, *Astrophys. J.* **569**, L5 (2002).
8. J. Bechtold *et al.*, *Astrophys. J.*, in press (2002) [astro-ph/0204462]
9. C. Vignali, W.N. Brandt, D.P. Schneider, G.P. Garmire and S. Kaspi, *Astron. J.*, submitted (2002; V02).
10. S.C. Gallagher, W.N. Brandt, G. Chartas and G.P. Garmire, *Astrophys. J.* **567**, 37 (2002).
11. D.P. Schneider *et al.*, *Astron. J.* **115**, 1230 (1998).
12. W.N. Brandt *et al.*, *Astron. J.* **122**, 1 (2001).
13. J.D. Silverman *et al.*, *Astrophys. J.* **569**, L1 (2002).
14. A.J. Barger *et al.*, *Astron. J.* **124**, 1839 (2002).
15. M. Schmidt and R.F. Green, *Astrophys. J.* **269**, 352 (1983).
16. W.N. Brandt, A. Laor and B.J. Wills, *Astrophys. J.* **528**, 637 (2000).
17. C. Vignali, W.N. Brandt and D.P. Schneider, *Astron. J.*, subm. (2002).
18. J.N. Reeves and M.J. Turner, *Mon. Not. R. Astr. Soc.* **316**, 234 (2000).