

JHK' Imaging Photometry of Seyfert 1 AGNs and Quasars I:
Multi-Aperture Photometry

Keigo Enya¹, Yuzuru Yoshii^{1,4}, Yukiyasu Kobayashi², Takeo Minezaki¹, Masahiro
Suganuma³, Hiroyuki Tomita³ and Bruce A. Peterson⁵

¹ Institute of Astronomy, School of Science, University of Tokyo, Osawa 2-21-1, Mitaka,
Tokyo 181-8588, Japan

² National Astronomical Observatory, Osawa 2-21-1, Mitaka, Tokyo 181-8588, Japan

³ Department of Astronomy, University of Tokyo, Hongo 7-3-1, Bunkyo-ku, Tokyo
113-0033, Japan

⁴ Research Center for the Early Universe (RESCEU), School of Science, University of
Tokyo, Hongo 7-3-1, Bunkyo-ku, Tokyo 113-0033, Japan

⁵ Research School of Astronomy and Astrophysics, The Australian National University,
Weston Creek, ACT 2611, Australia

Received _____; accepted _____

ABSTRACT

Near-infrared JHK' imaging photometry was obtained of 331 AGNs consisting mainly of Seyfert 1 AGNs and quasars (QSOs). This sample was selected to cover a range of radio emission strength, redshift from $z = 0$ to 1, and absolute B -magnitude from $M_B = -29$ mag to -18 mag. Among low- z AGNs with $z < 0.3$, Seyfert 1 – 1.5 AGNs are distributed over a region from a location typical of “galaxies” to a location typical of “QSOs” in the two-color $J - H$ to $H - K'$ diagram, but Seyfert 1.8 – 2 AGNs are distributed around the location of “galaxies”. Moreover, bright AGNs with respect to absolute B -magnitude are distributed near the location of “QSOs”, while faint AGNs are near the location of “galaxies”. The distribution of such low- z AGNs in this diagram was found to have little dependence on their 6 cm radio flux. The near-infrared colors of the AGNs observed with an aperture of 7 pixels ($7.49''$) are more QSO-like than those observed with larger apertures up to 15 pixels ($16.1''$). This aperture effect may be explained by contamination from the light of host galaxies within larger apertures. This effect is more prominent for less luminous AGNs.

Subject headings: galaxies: active—quasars: general—galaxies: photometry

1. Introduction

Near-infrared (NIR) observations are useful to study the dust distribution in Active Galactic Nuclei (AGNs). The unified model assumes a dust torus around the central engine in which the torus viewed at different angles from the line of sight explains the difference between Seyfert 1 AGNs and Seyfert 2 AGNs (Antonucci & Miller 1985).

NIR observations are also useful to derive general features in the spectral energy distributions (SEDs) of AGNs, and to examine how much these SEDs are contaminated by the light from host galaxies. Previous authors (Sanders et al. 1989; Neugebauer et al. 1979) presented the SEDs of 109 AGNs which show that the general features of a $1\mu m$ minimum and a $3\mu m$ bump were present in the SEDs of many AGNs. Kobayashi et al. (1993) obtained the SEDs of 14 quasars by 16 channel prism spectrophotometry between $0.95\mu m$ and $2.5\mu m$, and found that all the SEDs are characterized as having a black body SED with a typical temperature of 1500K corresponding to that of dust sublimation, separated by a power-law component with a variety of power indices. Elvis et al. (1994) presented the SEDs of 47 AGNs (29 radio-quiet and 18 radio-loud AGNs) over a wide range of wavelength from the X-ray to the radio region.

Hunt et al. (1997) obtained *JHK* images of 26 nearby AGNs. Alonso-Herrero, Ward & Kotilainen (1996) obtained the *JHKL* images of 13 Seyfert 2 AGNs and decomposed their SEDs into the stellar and non-stellar components. Because NIR imaging photometry has been limited to nearby AGNs, the sample size has also been limited. Motivated by the need to expand the sample size at least by an order of magnitude, we undertook a program of imaging a few hundred AGNs in the NIR region, carried out a statistical study AGN SEDs with the largest sample ever made. Many of them were observed on two different nights separated by a year or more, for the purpose of detecting the NIR variability of the AGNs in our sample.

In a series of three papers, we give our results from three-years of observations. In this Paper I, we present NIR magnitudes of more than 300 AGNs derived by multi-color, multi-aperture imaging photometry. Analysis and discussion of AGN variability will be presented in the forthcoming Papers II and III. We are currently conducting a project called MAGNUM (an acronym of Multicolor Active Galactic Nuclei Monitoring, Kobayashi et al. 1998a, 1998b) which monitors AGN in the 11 passbands of *UBVRIZJHKL*, and aims to determine the distances to many AGNs by measurements of the delay time between optical and NIR variabilities. Therefore, this paper is not only an individual study, but also a preliminary study to select target AGNs for the MAGNUM Project.

2. Sample Selection and Observations

2.1. sample selection

In the beginning of this study, all AGNs were selected from the 6th version of the Quasars and Active Galactic Nuclei catalog (hereafter referred to the VV catalog; Veron-Cetty and Veron 1993). Additional AGNs were selected from new versions that were released during this study, the 7th version (Veron-Cetty and Veron 1996) and the 8th version (Veron-Cetty and Veron 1998). We summarize the selection criteria such as (1) coordinates, (2) AGN types, (3) absolute *B*-magnitudes, and (4) redshifts:

(1) Declinations were selected from $\delta = -10$ degrees to $+50$ degrees, allowing for a wide coverage of right ascension, α . This is necessary in order for the MAGNUM Project to observe many AGNs under good conditions during the entire year from Haleakala, on the Hawaiian Island of Maui at a latitude of $+20$ degrees where the MAGNUM Observatory is situated.

(2) Seyfert 1 AGNs and quasars were selected, excluding Seyfert 2 AGNs and BL Lac

objects. This is necessary in order for the MAGNUM Project to observe thermal radiation from the innermost region of the dust torus which surrounds the central engine of AGNs. We excluded Seyfert 2 AGNs, because they are aligned with the dust torus edge-on so that the inner region is obscured. We also excluded BL Lac objects, because their SEDs are known to exhibit only weak thermal radiation from hot dust.

(3) Absolute B -magnitudes were selected to span from $M_B = -29$ to -18 , enabling a statistical study of the M_B -dependence of various other spectral features of AGNs. This is necessary in order to discuss a Malmquist-type bias which affects an interpretation of any statistical study from bright, distant AGNs in a sample.

(4) Redshifts were selected to span from $z = 0$ to 1, enabling a statistical study of z -dependence of various other spectral features of AGNs. By considering that the maximum wavelength covered by the MAGNUM camera is the L band, the redshifts were limited to below unity. Otherwise the thermal radiation peaked at $2\mu\text{m}$ corresponding to the 1500K temperature of dust sublimation shifts to much longer wavelengths, beyond the L -band filter.

Table 1 tabulates the basic quantities of 331 AGNs selected in this study. For the purpose of illustration, Fig. 1 shows the distribution of α and δ for all AGNs in the sample, and Fig. 2 shows their distribution of M_B and z .

2.2. observation

All AGNs and quasars in the sample were observed with the 1.3m infrared telescope at the Institute of Space and Astronautical Science (ISAS), Japan. We used the PICNIC camera developed at the National Astronomical Observatory, Japan (NAOJ) for multi-color broad-band imaging (Kobayashi et al. 1994). The PICNIC camera has a NICMOS3 array

of 256×256 pixels, corresponding to a field of view of $4.57' \times 4.57'$ and a pixel scale of $1.07'' \text{ pixel}^{-1}$. Imaging photometry was done in the NIR broad bands with the J , H , and K' filters. In order to decrease the thermal sky background, we used K' filter which has the same transmission curve as the 2MASS K_s filter (McLeod et al. 1995).

Our observational runs consist of three periods (January 1996–April 1996, November 1996–February 1997, and December 1997–April 1998). More than 300 AGNs were observed in the first and second periods. In the third period, however, more than 200 AGNs that had been observed in previous two periods were again observed in order to determine their variability. Analysis and discussion of the variability of AGNs will be presented elsewhere (Papers II and III).

The AGNs and quasars were imaged in the J , H , and K' bands by stepping the telescope in a raster pattern. The typical exposure time of each single frame was 35 sec (J), 17 sec (H), and 8 sec (K'), while a shorter exposure time was used if saturation might occur because of either a high thermal background, or a large flux from an object in the frame. The minimum number of frames for one object was 4 frames with 2×2 positions (J), 4 frames with 2×2 positions (H), and 9 frames with 3×3 positions (K'). More frames were obtained for fainter objects. The maximum number of frames for one object was 50 frames (J), 200 frames (H), and 200 frames (K'), with 5×5 positions in common.

Two photometric standard stars with different elevations were observed three times in one night, that is, at the beginning of observations, midnight and at the end of observations. These standard stars were imaged with a 3×3 raster, and two frames were obtained at each position. In this way a total of 18 frames were obtained for one star, and the acquisition of all the frames in the J , H , and K' bands took about 15 minutes per star. If such schedule was impossible because of bad weather or other reasons, the standard stars were observed before and after the observations of the AGNs.

Each night after the AGNs and standard stars were observed, dome flat images were obtained by turning a calibration lamp on and off in front of white board, then the dark current was measured with a cold opaque shutter blocking all external radiation.

3. Reduction

3.1. image reduction

All the frames of AGNs and standard stars were obtained with short integration times and with dithering, which produced a large number of the frames in the end. A short integration time was used to avoid saturation during measurements with high sky background. The dithering was used to minimize the effect of bad pixels and to make a sky flat of high quality.

The software system specialized to analyze the data obtained by the PICNIC camera (hereafter PICRED) was used for the reduction. PICRED is a semi-automated system, requiring manual operations and human decisions in order to deal with various types of data, from star forming regions to quasars. For our case of reducing an enormous amount of the data by repeating much the same procedure, the software system was made fully automated.

3.2. photometric calibration

Each time a pair of standard stars was observed, 18 frames were taken first for one star at high elevation for each passband, in order, from J to H and then to K' , and then similarly for another star at low elevation. This procedure was repeated three times in one night, mostly for different pairs. Abnormal data, deviating remarkably from others, would

possibly occur due to major three factors, such as obscuration by thin clouds that were not detected during the observation, the effect of bad pixels, or misidentification of the target.

In the beginning of reduction process, bad frames, if any, were excluded, and only the remaining frames were used to determine the instrumental magnitudes from which the median $m(\text{inst})$ and dispersion σ_d were obtained for each star in each passband. The median $m(\text{inst})$ was then transformed to the already calibrated(known) magnitude of each star, by taking a linear fit in a plot of $\Delta m = m(\text{inst}) - m(\text{calib})$ against airmass. The error σ_a in transformation was also estimated. In this way, we determined the aperture J , H , and K' magnitudes of AGNs using four different apertures of 7, 10, 12, and 15 pixels in radius. The total error in magnitude is given by $\sigma_m^2 = \sigma_d^2 + \sigma_a^2$. These aperture magnitudes and errors are tabulated in Tables 2a (J band), 2b (H band) and 2c(K' band).

Figure 3 shows the frequency distribution of σ_a for the aperture of 15 pixels in the J , H , and K' bands. For this large aperture of 15 pixels, the error σ_a would originate from the variation of atmospheric transmissivity rather than the variation in the seeing during the night. The passband of longer wavelength has the smaller σ_a distribution. This feature indicates that detected photon counts in the J band as compared to the H and K' bands is more sensitive to the variation of atmosphere transmissivity.

Figure 4 shows the frequency distribution of σ_d for the aperture of 15 pixels in the J , H , and K' bands. In each panel, the distributions shown are based on our observations in the first and third periods (*solid line*; January 1996–April 1996, December 1997–April 1998) and in the second period (*dashed line*; November 1996–February 1997). These distributions are similar to each other, except that the peak for the first and third periods occurs at larger σ_d than that for the second period.

Irrespective of the observational period, however, the dispersion σ_d is larger than that expected from the high S/N ratio (≤ 0.01 mag), or from small changes of atmospheric

transmissivity and airmass during the short exposure time of about 15 minutes. Therefore, the dispersion σ_d may originate from systematic errors in flat fielding.

Our observations in the second period were made by avoiding use of the fourth quadrant of the detector because it was out of order. The dithering shifts in the second period were at most about 30 arcsec, only half of those for normal observations in the first and third periods. The resulting difference in dithering patterns gives a measure of the flat fielding error over some tens of arcsec that is comparable to σ_d .

The average and median of σ_d for the first and third periods are 0.033 mag and 0.027 mag, respectively. Corresponding values for the second period are smaller. This result is almost independent of passband, in contrast to that for σ_a . Thus, σ_a is larger than σ_d in the J band, while the converse is true in the K' band.

4. Results

The ratio of radio flux $f_\nu(6\text{cm})$ relative to optical V -band flux $f_\nu(V)$ is used as a measure of radio strength of the AGNs in our sample. Figure 5 shows the distribution of this ratio based on the data taken from the VV catalog. The values of this ratio range over several orders, but are localized around 1 and 1000. Here, in this paper, the AGNs with $f_\nu(6\text{cm})/f_\nu(V) < 10$ and no radio detection are classified as radio quiet, and those with $f_\nu(6\text{cm})/f_\nu(V) > 100$ as radio loud.

It is known that there are two typical locations in the two-color $J - H$ to $H - K'$ diagram, such as $(J - H, H - K') = (0.8, 1)$ for the “QSOs” (Hyland & Allen 1982), and $(0.7, 0.3)$ for “galaxies” (Willer et al. 1984). AGNs in our sample are found to be distributed in a wide region from “QSOs” to “galaxies”. In fact, brighter AGNs tend to populate the diagram near the “QSOs”, while fainter AGNs or Syfert 1.8 – 2 AGNs near the “galaxies”.

No such localization, however, occurs if the sample is divided into the radio-quiet and radio-loud AGNs.

All these features are more clearly seen in Fig. 6, where averages of $J - H$ and $H - K'$ colors and their errors for low- z AGNs with $0 < z < 0.3$ are plotted as a function of M_B , Seyfert type, and $f_\nu(6\text{cm})/f_\nu(V)$. Shown are the results for the four different apertures of 7, 10, 12, and 15 pixels. Here, averages are taken with no weights, and errorbars are the standard deviations of the colors for an aperture of 7 pixels.

The $H - K'$ color becomes monotonically bluer from $M_B = -27$ to -21 , irrespective of aperture. AGNs with $M_B < -25$ have $H - K' \sim 1$ and are QSO-like, while those with $M_B > -22$ have $H - K' \sim 0.5$ and are galaxy-like. On the other hand, the $J - H$ color stays at about 0.8, and its M_B -dependence is much weaker than that for $H - K'$.

Furthermore, for AGNs with $M_B > -24$, the $H - K'$ color determined with larger aperture is more galaxy-like. This feature originates from the color gradient in the central region where the AGN dominates to the outer region where the host galaxy dominates. It should be noticed that the blueward color shift with the use of larger aperture is more significant for fainter AGNs with $M_B > -24$ and for the $H - K'$ color rather than for $J - H$. This feature can be explained naturally by considering that the host galaxy becomes more visible within larger aperture and its SED is enhanced over the AGN at NIR wavelengths in rest frame.

The monotonical trend in the average colors is also seen by changing Seyfert type from 1 to 2. Although Seyfert 1 – 1.5 AGNs are in between “QSOs” and “galaxies”, Seyfert 1.8 – 2 AGNs are galaxy-like. This partly reflects the tendency that Seyfert 1.8 – 2 AGNs are, on the whole, faint in M_B , because of obscuration of the central AGN component by the dust torus. On the contrary, no such trend is seen with changing radio strength. The $H - K'$ color for radio-quiet AGNs is much the same as that for radio-loud AGNs and is in

between “QSOs” and “galaxies”. This indicates that the radio strength has no significant correlation with M_B in its range considered here.

In order to see the z -dependence, we show the $J-H$ and $H-K'$ colors of intermediate- z AGNs with $0.3 < z < 0.6$ by dashed lines in Fig. 6 only for the case of an aperture of 10 pixels. It is apparent that the QSO-like colors of brighter AGNs with $M_B < -25$ shift bluewards for larger z , while galaxies-like colors of Seyfert 1.8 shift redwards. This opposite color trend is consistent with the opposite of k -corrections between AGNs and galaxies, and calculations based on the typical SEDs have confirmed that the values of the k -corrections for AGNs and galaxies indeed agree with their respective color shifts as seen in Fig. 6. Thus, a criterion of $M_B < -27$ is regarded as a discriminator of QSOs, and a criterion of Seyfert type later than 1.8 as a discriminator of AGNs dominated the galaxy SED component. Otherwise, the intermediate colors, as a result of being contributed equally from QSO and galaxy components, do not show any significant z -dependence, because the k -corrections of the different components cancel any z -dependence.

We are grateful to H. Okuda, M. Narita, and other staff of the infrared astronomy group of the Institute of Space and Astronautical Science (ISAS) for their support in using their 1.3m telescope. We thank the staff of the Advanced Technology Center of the National Astronomical Observatory of Japan (NAOJ) for their new coating on the mirror of the 1.3m telescope at the ISAS. Gratitude is also extended to the Computer Data Analysis Center of the NAOJ. This work has made use of the NASA/IPAC Extra Galactic Database (NED), and has been supported partly by the Grand-in-Aid (07CE2002, 10304014) of the Ministry of Education, Science, Culture, and Sports of Japan and by the Torey Science Foundation.

REFERENCES

- Alonso-Herrero, A., Ward, M. J., and Kotilainen, J. K. 1996, *MNRAS*, 278, 902
- Antonucci, R. R. J., and Miller, J. S. 1985, *ApJ*, 297, 621
- Elvis, M., Wilkes, B. J., McDowell, J. C., Green, R. F., Bechtold, J., Willner, S. P., Oey, M. S., Polomski, E., and Cutri, R. *ApJS*, 95, 1
- Hunt, L. K., Malkan, M. A., Salvati, M., Mandolesi, N., Palazzi, E., and Wade, R. 1997, *ApJS*, 108, 229
- Hyland, A. R. and Allen, D. A. 1982, *MNRAS*, 199, 943
- Kobayashi, Y., Yoshii, Y., Peterson, Bruce A., Miyazaki, S., Aoki, T., Minezaki, T., Kawara, K., Enya, K., Okada, N., Suganuma, M., Greene, B., O'Brien, M., Randall, and Lawrence K. 1998a, *Proc. SPIE Vol. 3352*, p. 120-128, *Advanced Technology Optical/IR Telescopes VI*, Larry M. Stepp, Ed.
- Kobayashi, Y., Yoshii, Y., Peterson, Bruce A., Minezaki, T., Enya, K., Suganuma, M., and Yamamuro, T. 1998b, *Proc. SPIE Vol. 3354*, p. 769-776, *Infrared Astronomical Instrumentation*, Albert M. Fowler, Ed.
- Kobayashi, Y., Fang, G., Minezaki, T., Waseda, K., Nakamura, K., and Sato, S. 1994, *Proc. SPIE Vol. 2198*, p. 603-613, *Instrumentation in Astronomy VIII*, David L. Crawford, Eric R. Craine, Eds.
- Kobayashi, Y., Sato, S., Yamashita, T., Shiba, H., and Takami, H. 1993, *ApJ*, 404, 94
- McLeod, B. A., Bernstein, G. M., Rieke, M. J., Tollestrup, E. V., and Fazio, G. G. 1995, *ApJS*, 96, 117
- Neugebauer, G., Oke, J. B., Becklin, E. E., and Matthews, K. 1979, *ApJ*, 30, 79
- Sanders, D. B., Phinney, E. S., Neugebauer, G., Soifer, B. T. and Matthews, K. 1989, *ApJ*, 347, 29

Veron-Cetty, M.-P., and Veron, P. 1998, A Catalogue of quasars and active nuclei, Edition: 8th ed., Publisher: Garching: European Southern Observatory (ESO), 1998, Series: ESO Scientific Report Series vol no: 18

Veron-Cetty, M.-P., and Veron, P. ESO Scientific Report, Garching: European Southern Observatory (ESO), 1996, 7th ed.

Veron-Cetty, M.-P., and Veron, P. ESO Scientific Report, Garching: European Southern Observatory (ESO), 1993, 6th ed.

Willner, S. P., Fabbiano, G., Elvis, M., Ward, M., Longmore, A. and Lawrence, A. 1982, PASP, 96, 143

Fig. 1.— Distribution of right ascension α and declination δ of 331 AGNs in our sample which were observed on two different nights (*filled circles*), and those observed only once (*open circles*). Top, middle, and bottom panels are for the J , H , and K' bands, respectively.

Fig. 2.— Distribution of redshift, z , and absolute B -magnitude, M_B , of 331 AGNs in our sample which were observed on two different nights (*filled circles*), and those observed only once (*open circles*). Top, middle, and bottom panels are for the J , H , and K' bands, respectively.

Fig. 3.— Frequency distribution of the transformation error, σ_a , between instrumental and calibrated magnitudes for AGNs. Top, middle and bottom panels are for the J , H , and K' bands, respectively.

Fig. 4.— Frequency distribution of the dispersion, σ_d , in instrumental magnitudes of each standard star obtained by dithering. The solid line shows the result based on the data taken in the first period (January 1996–April 1996) as well as in the third period (December 1997–April 1998), and the dashed line for the second period (November 1996–February 1997). Top, middle and bottom panels are for the J , H , and K' bands, respectively.

Fig. 5.— Frequency distribution of radio 6 cm flux relative to optical V -band flux for AGNs in our sample. AGNs with $f_\nu(6\text{cm})/f_\nu(V) > 100$ and $f_\nu(6\text{cm})/f_\nu(V) < 10$ are classified as radio loud and radio quiet, respectively. AGNs in between are classified as intermediate.

Fig. 6.— NIR $J-H$ and $H-K'$ colors of AGNs as a function of absolute B -magnitude M_B , Seyfert type, and radio strength. Results for low- z AGNs with $0 < z < 0.3$ are shown by solid lines for the four different apertures of 7, 10, 12, and 15 pixels. Results for intermediate- z AGNs with $0.3 < z < 0.6$ are shown by dashed lines only for an aperture of 10 pixels.

Figure 1

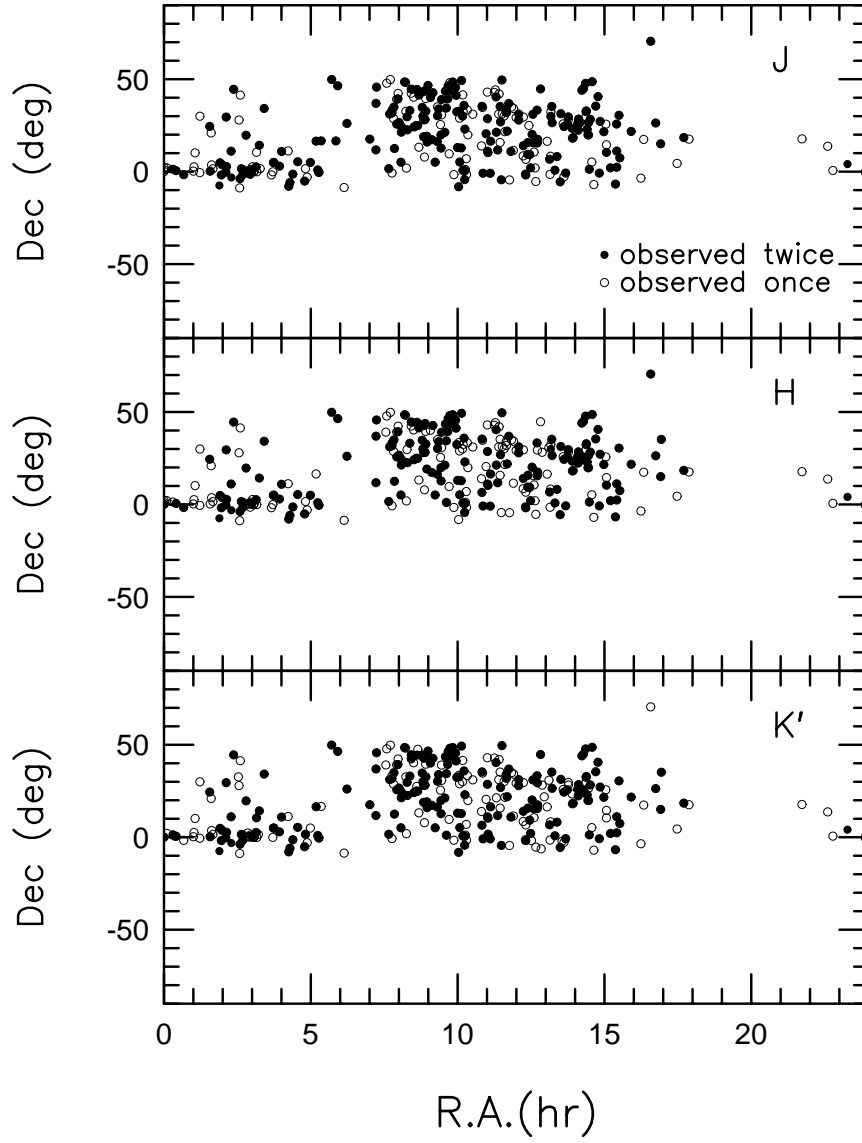


Figure 2

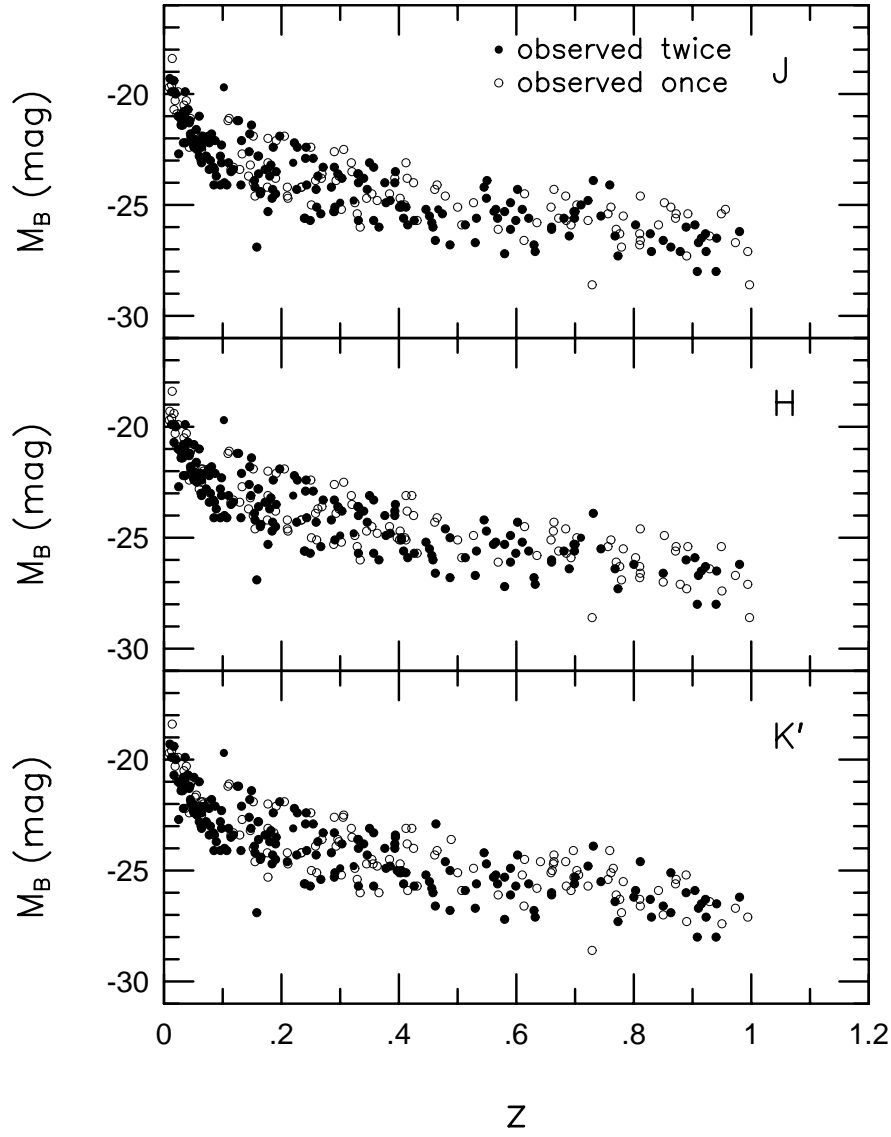


Figure 3

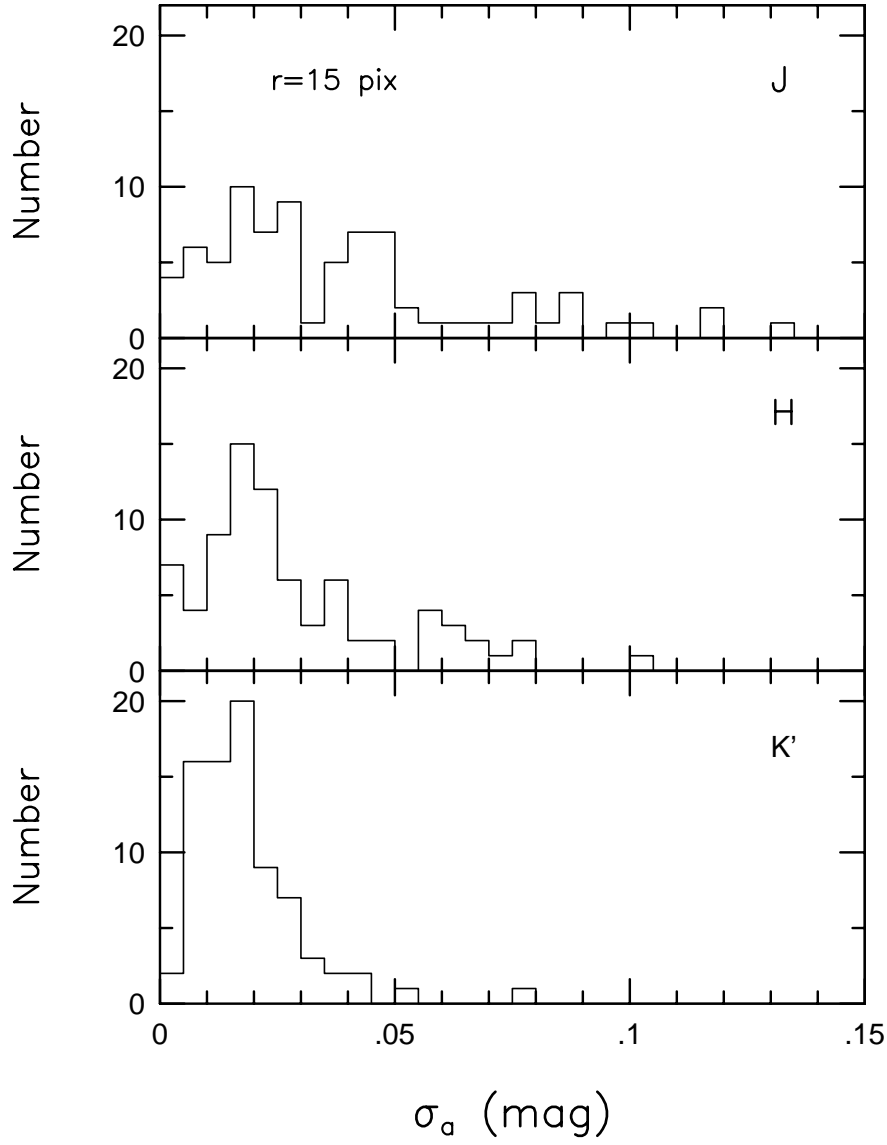


Figure 4

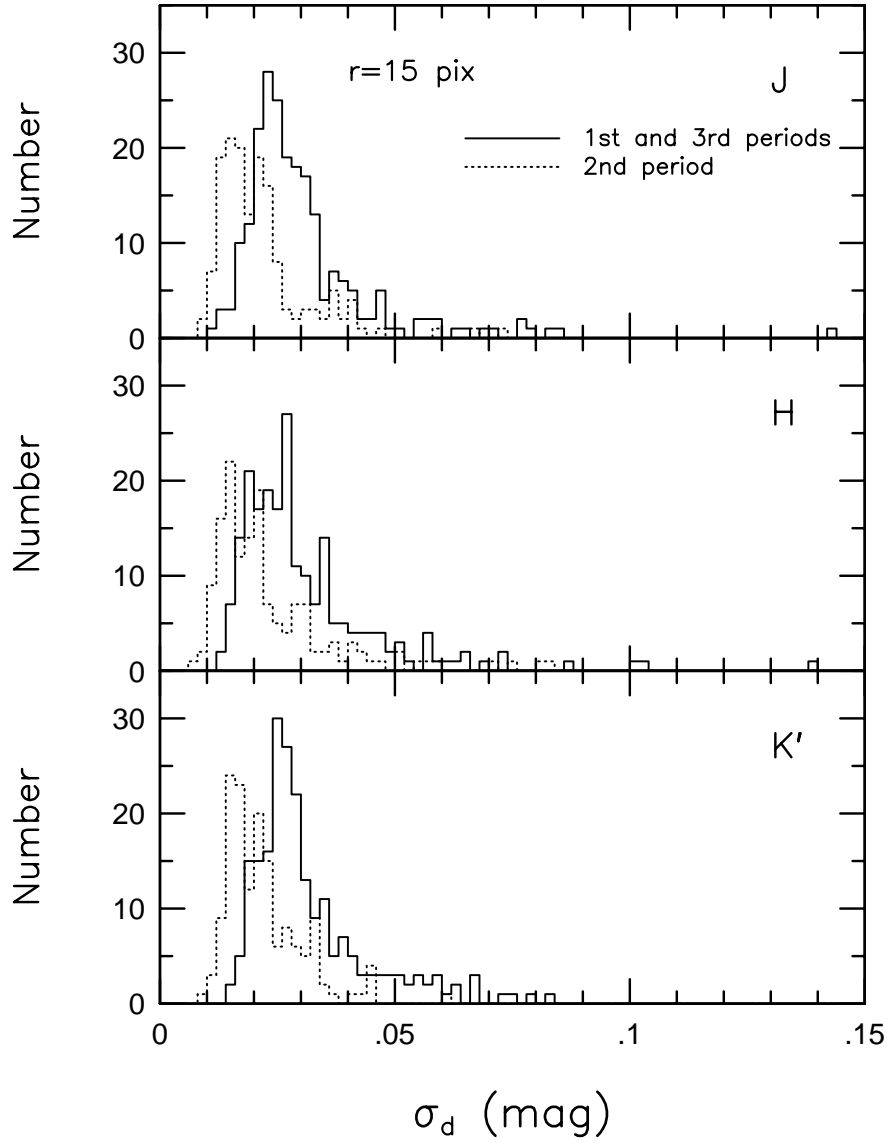


Figure 5

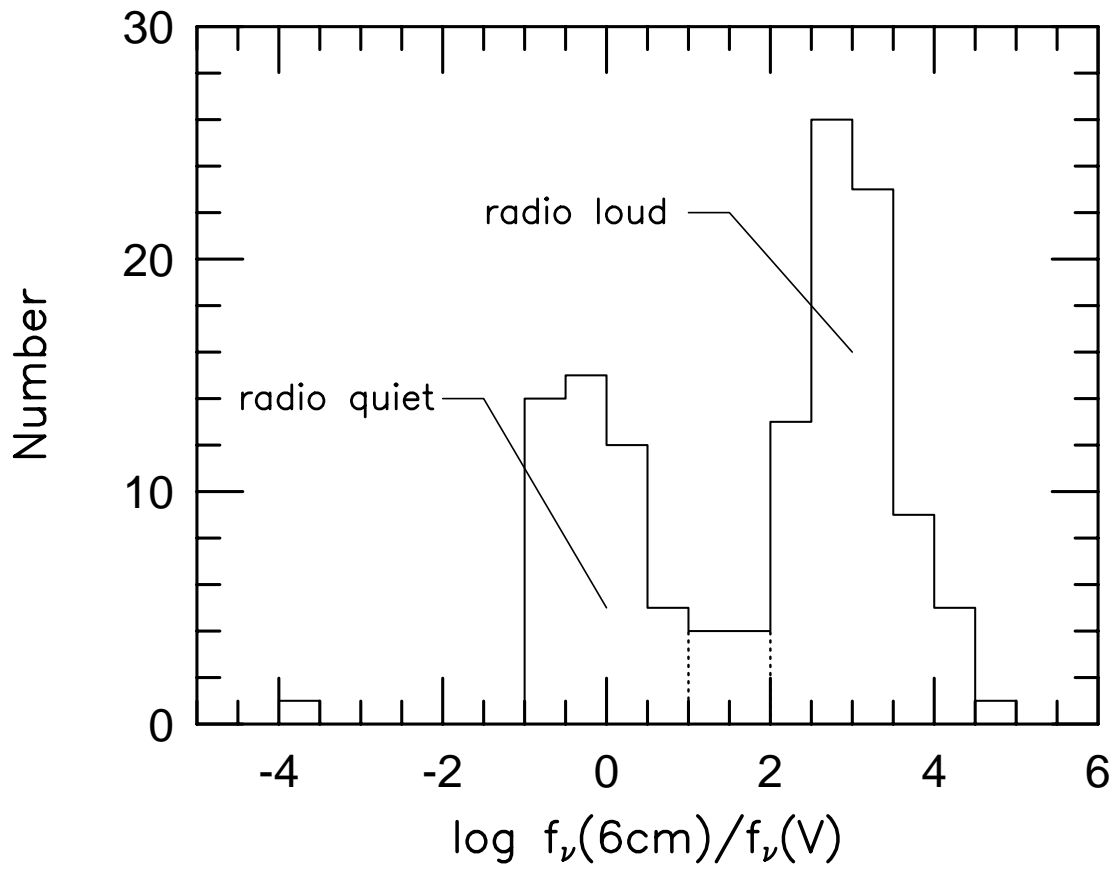


Figure 6

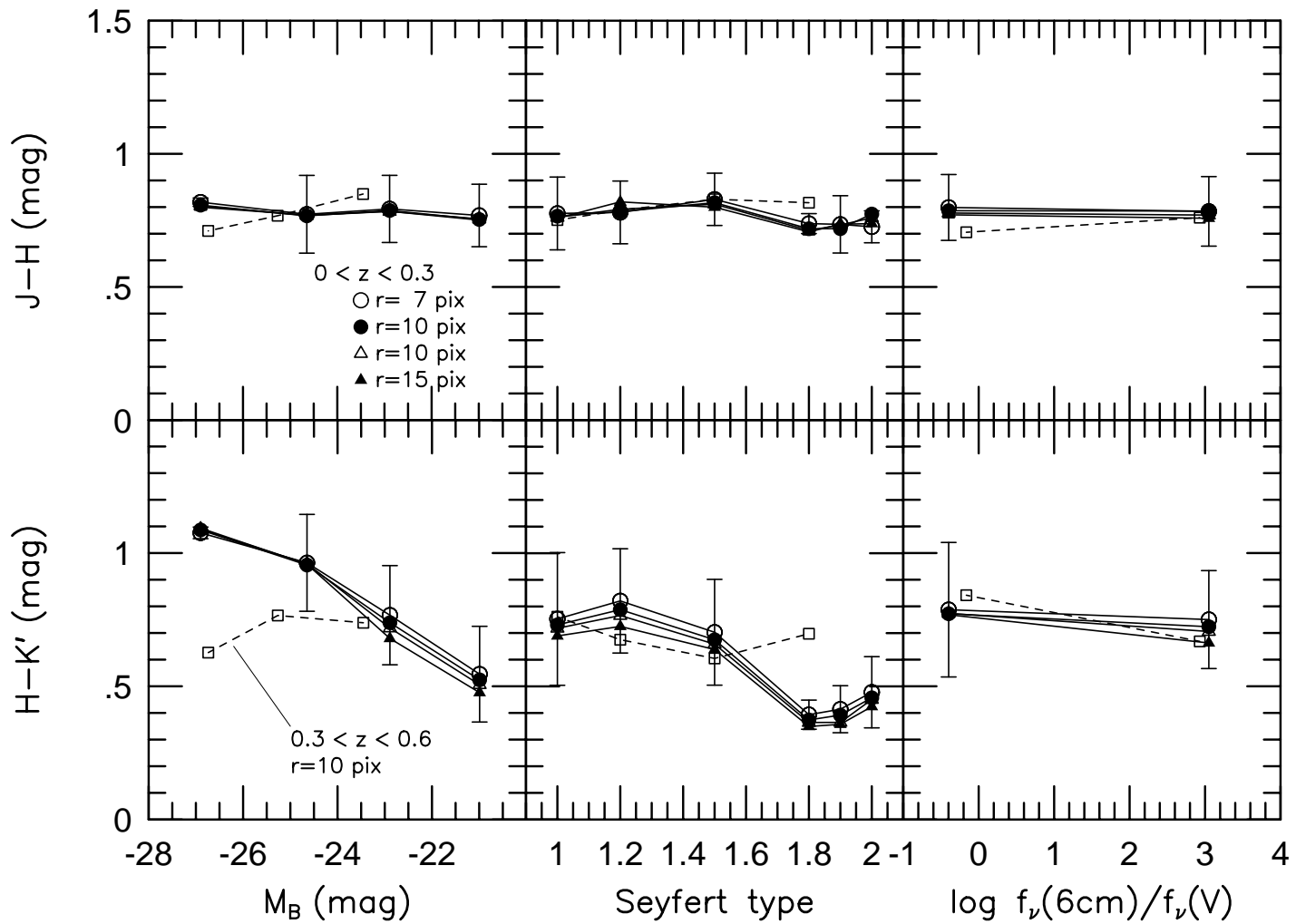


Table 1. Objects list.

Nnumber	Name	$\alpha(2000)$	$\delta(2000)$	z	M_B	Seyfert type	Loud/Quiet
1	PB 5669	00 00 12.0	+ 00 02 24	0.479	-24.6	–	–
2	Q 2357+019A	00 00 23.7	+ 02 12 41	0.81	-26.8	–	–
3	PB 5677	00 00 42.9	+ 00 55 39	0.949	-25.4	–	–
4	PB 5723	00 05 47.5	+ 02 03 02	0.234	-24.2	–	–
5	PB 5853	00 18 22.1	+ 01 19 01	0.16	-22.8	S1	–
6	Q 0019+0022B	00 21 46.4	+ 00 38 59	0.661	-25.0	–	–
7	PB 5932	00 24 44.1	+ 00 32 21	0.404	-25.1	–	–
8	MS 00377-0156	00 40 17.9	– 01 40 15	0.296	-23.6	S1.0	–
9	Q 0057+0000	01 00 02.3	+ 00 16 42	0.776	-26.3	–	–
10	Q 0058+0218	01 01 20.1	+ 02 34 30	0.929	-26.4	–	–
11	PHL 964	01 03 33.5	+ 10 10 34	0.465	-24.1	S1.5	–
12	Q 0110-0047	01 13 10.4	– 00 31 34	0.412	-23.1	–	–
13	B2 0110+29	01 13 24.2	+ 29 58 16	0.363	-24.8	S1.5	Loud
14	PKS 0130+24	01 33 24.6	+ 24 27 40	0.452	-25.5	S1.2	Loud
15	UM 341	01 34 18.2	+ 00 15 37	0.401	-25.1	S1.0	–
16	3C 47.0	01 36 24.5	+ 20 57 26	0.425	-24.0	S1.5	Loud
17	PHL 1070	01 37 18.7	+ 03 38 30	0.079	-21.9	S1	–
18	PHL 1093	01 39 57.2	+ 01 31 47	0.258	-23.9	S1.2	Loud
19	KUV 01507-0744	01 53 11.0	– 07 28 57	0.3	-24.9	–	–
20	PHL 1226	01 54 28.1	+ 04 48 17	0.404	-25.0	S1.0	–
21	UM 381	01 57 09.7	– 01 47 29	0.91	-26.7	–	–
22	UM 153	01 58 38.9	+ 03 47 44	0.66	-26.0	–	–
23	MARK 1018	02 06 16.0	– 00 17 29	0.043	-21.3	S1.9	–
24	RXS J02070+2930	02 07 02.2	+ 29 30 45	0.110	-23.1	S1	–
25	MARK 586	02 07 49.8	+ 02 42 55	0.155	-24.2	S1.2	Quiet
26	PKS 0214+10	02 17 07.7	+ 11 04 09	0.408	-25.6	S1.0	Loud
27	PB 9130	02 17 29.4	– 03 08 09	0.323	-24.8	–	–
28	B3 0219+443	02 22 17.7	+ 44 32 57	0.850	-26.6	–	Loud
29	KUV 02292+3227	02 32 10.4	+ 32 39 46	0.356	-24.7	–	–
30	MARK 1179	02 33 22.4	+ 27 56 14	0.038	-20.3	S1.9	Quiet

Table 1. Objects list.

Nnumber	Name	$\alpha(2000)$	$\delta(2000)$	z	M_B	Seyfert type	Loud/Quiet
31	NGC 985	02 34 37.8	– 08 47 15	0.043	–22.4	S1.5	Quiet
32	MS 02328-0400	02 35 19.2	– 03 47 15	0.376	–24.0	–	–
33	4C 41.04	02 35 56.1	+ 41 23 16	0.500	–25.1	–	Loud
34	Q 0235+0121	02 38 10.0	+ 01 34 19	0.393	–24.0	–	–
35	Q 0238-0142	02 41 12.7	– 01 29 17	0.346	–24.3	–	–
36	PB 6856	02 42 40.3	+ 00 57 27	0.569	–26.1	–	–
37	US 3150	02 46 51.9	– 00 59 31	0.467	–25.2	–	–
38	MS 02448+1928	02 47 40.8	+ 19 40 58	0.176	–23.4	S1.0	–
39	Q 0248+0207	02 51 10.3	+ 02 19 20	0.489	–23.6	–	–
40	US 3254	02 52 21.0	+ 00 05 59	0.811	–26.6	–	–
41	US 3333	02 55 05.6	+ 00 25 22	0.354	–24.5	–	–
42	US 3376	02 56 16.5	– 01 26 38	0.879	–27.1	–	–
43	S 0254+0101	02 56 46.9	+ 01 13 48	0.177	–22.0	S1	–
44	US 3472	02 59 37.5	+ 00 37 36	0.532	–25.6	–	–
45	S 0257-0027	02 59 51.8	– 00 15 22	0.102	–19.7	S1	–
46	Q 0258+0227	03 00 44.1	+ 02 39 41	0.892	–25.4	–	–
47	US 3543	03 02 06.8	– 00 01 20	0.641	–24.6	–	–
48	Q 0300-0018	03 03 15.7	– 00 07 02	0.703	–25.0	–	–
49	US 3605	03 04 22.4	+ 00 22 32	0.635	–25.8	–	–
50	Q 0305+0222	03 08 14.1	+ 02 34 23	0.590	–24.9	–	–
51	PKS 0306+102	03 09 03.7	+ 10 29 16	0.863	–25.1	–	Quiet
52	Q 0307-0015	03 09 39.4	– 00 03 40	0.770	–26.1	–	–
53	PKS 0310+013	03 12 43.6	+ 01 33 17	0.664	–24.6	–	Loud
54	MS 03120+1405	03 14 48.4	+ 14 16 27	0.744	–25.5	–	–
55	Q 0313+0126	03 16 31.3	+ 01 37 30	0.956	–25.2	–	–
56	B2 0321+33	03 24 41.2	+ 34 10 45	0.062	–22.2	S1.2	Loud
57	PKS 0336-01	03 39 31.0	– 01 46 36	0.852	–24.9	HP	Loud
58	KUV 03399-0014	03 42 26.4	– 00 04 27	0.384	–24.5	–	–
59	3C 93.0	03 43 30.1	+ 04 57 49	0.357	–23.3	S1.0	Loud
60	MS 03419+0451	03 44 34.5	+ 05 00 38	0.756	–25.4	–	–

Table 1. Objects list.

Nmumber	Name	$\alpha(2000)$	$\delta(2000)$	z	M_B	Seyfert type	Loud/Quiet
61	PKS 0353+027	03 55 59.0	+ 02 56 24	0.602	−24.3	S1	Loud
62	MS 03574+1046	04 00 11.7	+ 10 55 11	0.182	−23.2	S1.2	–
63	3C 109.0	04 13 40.4	+ 11 12 15	0.306	−22.5	S1.8	Loud
64	MS 04124-0802	04 14 52.7	− 07 55 40	0.037	−21.1	S1.5	Quiet
65	3C 110	04 17 16.7	− 05 53 45	0.773	−27.3	S1.0	Loud
66	PKS 0420-01	04 23 15.8	− 01 20 33	0.915	−26.5	HP	Loud
67	3C 120	04 33 11.1	+ 05 21 15	0.033	−20.8	S1.5	Loud
68	IRAS 04448-0513	04 47 20.2	− 05 08 15	0.044	−21.2	S1.5	–
69	Q 0446+0130	04 49 07.5	+ 01 35 29	0.811	−24.6	–	–
70	NGC 1685	04 52 34.2	− 02 56 57	0.014	−18.4	S1.9	Quiet
71	UGC 3223	04 59 09.4	+ 04 58 30	0.018	−19.9	S1.5	–
72	2E 0507+1626	05 10 45.5	+ 16 29 56	0.017	−19.4	S1.5	–
73	3C 135.0	05 14 08.4	+ 00 56 33	0.127	−21.2	S2	Loud
74	AKN 120	05 16 11.4	− 00 09 00	0.033	−22.2	S1.0	Quiet
75	1E 0514-0030	05 16 33.5	− 00 27 14	0.291	−25.1	S1.2	–
76	3C 138.0	05 21 09.9	+ 16 38 21	0.759	−24.1	S1.5	Loud
77	3C 147.0	05 42 36.3	+ 49 51 07	0.545	−24.2	S1.8	Loud
78	4C 16.14	05 51 18.8	+ 16 36 40	0.474	−25.4	–	Loud
79	MCG 08.11.11	05 54 53.6	+ 46 26 21	0.020	−20.0	S1.5	Intermediate
80	OH-010	06 07 59.7	− 08 34 49	0.872	−25.4	HP	Loud
81	3C 154.0	06 13 50.2	+ 26 04 36	0.580	−25.3	–	Loud
82	MC 0657+176	07 00 31.4	+ 17 35 53	0.722	−24.8	–	Loud
83	3C 175.0	07 13 02.3	+ 11 46 15	0.768	−26.4	S1.2	Loud
84	B2 0709+37	07 13 09.4	+ 36 56 07	0.487	−26.8	–	Intermediate
85	MARK 376	07 14 15.1	+ 45 41 56	0.056	−22.5	S1.5	Quiet
86	B3 0729+391	07 33 20.8	+ 39 05 05	0.663	−24.7	–	Loud
87	S4 0731+47	07 35 02.2	+ 47 50 08	0.782	−25.5	–	Loud
88	PKS 0736+01	07 39 18.0	+ 01 37 04	0.191	−23.5	HP	Loud
89	OI 363	07 41 10.7	+ 31 11 59	0.630	−26.8	S1.0	Loud
90	MARK 79	07 42 32.8	+ 49 48 35	0.022	−20.9	S1.2	Quiet

Table 1. Objects list.

Nnumber	Name	$\alpha(2000)$	$\delta(2000)$	z	M_B	Seyfert type	Loud/Quiet
91	B2 0742+31	07 45 41.6	+ 31 42 56	0.462	-26.6	S1.2	Loud
92	PKS 0743-006	07 45 54.0	- 00 44 18	0.994	-27.1	-	Loud
93	GC 0742+33	07 45 59.3	+ 33 13 34	0.610	-25.2	-	Loud
94	RXS J07491+2842	07 49 10.7	+ 28 42 14	0.345	-24.7	S1	-
95	RXS J07498+3454	07 49 48.2	+ 34 54 44	0.132	-22.1	S1	-
96	PKS 0748+126	07 50 52.1	+ 12 31 05	0.889	-26.0	-	Loud
97	MARK 382	07 55 25.3	+ 39 11 10	0.034	-20.5	S1.0	-
98	B2 0752+25A	07 55 37.0	+ 25 42 39	0.446	-25.2	-	Loud
99	B3 0754+394	07 58 00.1	+ 39 20 29	0.096	-24.1	S1.5	Quiet
100	KUV 07549+4228	07 58 19.8	+ 42 19 35	0.21	-24.2	S1	-
101	UGC 4155	08 00 20.6	+ 26 36 51	0.025	-22.7	S1	-
102	MARK 1210	08 04 06.0	+ 05 06 51	0.013	-19.9	S1h	Quiet
103	MS 08019+2129	08 04 52.8	+ 21 20 50	0.118	-23.4	-	-
104	3C 192.0	08 05 35.0	+ 24 09 51	0.060	-22.3	S2	Loud
105	MS 08080+4840	08 11 37.2	+ 48 31 33	0.700	-25.3	-	Loud
106	3C 196.0	08 13 36.0	+ 48 13 03	0.871	-25.6	S1.8	Loud
107	B2 0810+32	08 14 09.3	+ 32 37 31	0.842	-25.9	-	Loud
108	PKS 0812+02	08 15 23.0	+ 01 54 58	0.402	-24.7	S1.0	Loud
109	RX J08166+2941	08 16 36.1	+ 29 41 33	0.262	-23.7	-	-
110	3C 197	08 17 35.1	+ 22 37 17	0.980	-26.2	-	Loud
111	RXS J08223+3305	08 22 18.6	+ 33 05 26	0.125	-21.2	S1	-
112	KUV 08217+4235	08 25 08.3	+ 42 25 15	0.19	-23.8	S1.0	-
113	4C 44.17	08 25 17.6	+ 44 36 27	0.904	-25.9	-	Loud
114	KUV 08267+4027	08 30 00.2	+ 40 16 47	0.89	-27.3	-	-
115	B2 0827+24	08 30 52.1	+ 24 11 00	0.941	-26.5	-	Loud
116	PG 0832+251	08 35 35.9	+ 24 59 41	0.331	-25.7	-	-
117	OJ 256	08 36 23.0	+ 27 28 52	0.765	-24.9	-	Loud
118	US 1329	08 36 58.9	+ 44 26 02	0.249	-25.7	-	-
119	MARK 1218	08 38 11.1	+ 24 53 45	0.028	-21.1	S1.8	Quiet
120	Q 0835+4744	08 38 40.5	+ 47 34 10	0.697	-24.1	-	-
121	3C 207.0	08 40 47.6	+ 13 12 23	0.684	-24.6	S1.2	Loud

Table 1. Objects list.

Nnumber	Name	$\alpha(2000)$	$\delta(2000)$	z	M_B	Seyfert type	Loud/Quiet
122	KUV 08377+4136	08 40 58.7	+ 41 25 19	0.69	–26.4	–	–
123	PG 0844+349	08 47 42.5	+ 34 45 05	0.064	–23.1	S1.0	Quiet
124	55W 179	08 47 44.6	+ 44 26 11	0.463	–22.9	S1	–
125	CSO 2	08 49 02.5	+ 30 02 35	0.660	–26.1	–	–
126	US 1742	08 49 59.5	+ 43 16 47	0.693	–25.9	–	–
127	LB 8741	08 50 29.4	+ 18 53 49	0.568	–25.6	–	–
128	MS 08475+2813	08 50 35.8	+ 28 02 12	0.330	–23.6	–	–
129	US 1786	08 51 16.2	+ 42 43 29	0.487	–25.0	–	–
130	MS 08495+0805	08 52 15.1	+ 07 53 34	0.063	–21.9	S1.2	–
131	MS 08498+2820	08 52 48.8	+ 28 08 29	0.197	–21.9	S1	–
132	MS 08502+2825	08 53 17.8	+ 28 13 49	0.922	–26.3	–	Loud
133	US 1867	08 53 34.2	+ 43 49 01	0.513	–25.9	S1.0	–
134	MARK 391	08 54 46.4	+ 39 32 19	0.013	–19.6	H2	Quiet
135	NGC 2683 U1	08 55 02.5	+ 32 39 19	0.621	–25.6	–	–
136	LB 8948	08 57 06.3	+ 19 08 54	0.331	–24.0	–	–
137	LB 8960	08 57 33.1	+ 16 00 17	0.828	–26.3	–	–
138	US 2068	08 59 24.3	+ 46 37 18	0.923	–27.1	–	–
139	KUV 09012+4019	09 04 23.3	+ 40 07 03	0.412	–25.1	–	–
140	US 44	09 07 23.6	+ 17 16 17	0.098	–22.3	S1	–
141	1E 0906+4254	09 09 26.6	+ 42 42 29	0.242	–22.4	S1.2	–
142	4C 05.38	09 14 01.8	+ 05 07 50	0.303	–23.8	–	Loud
143	MARK 704	09 18 26.0	+ 16 18 20	0.029	–21.4	S1.2	–
144	RXS J09189+3016	09 18 56.0	+ 30 16 57	0.146	–21.8	S1	–
145	RX J09190+3502B	09 19 01.4	+ 35 03 07	2.23	–28.3	–	–
146	E 0917+341	09 21 02.7	+ 33 53 45	0.227	–22.4	S1	–
147	RX J09249+2527	09 24 59.1	+ 25 27 39	0.269	–23.6	S1	–
148	PG 0923+201	09 25 54.7	+ 19 54 04	0.190	–24.5	S1.0	Quiet
149	MARK 705	09 26 03.3	+ 12 44 03	0.028	–21.0	S1.2	Quiet
150	B2 0923+39	09 27 03.0	+ 39 02 21	0.698	–25.3	S1.0	Loud

Table 1. Objects list.

Nmumber	Name	$\alpha(2000)$	$\delta(2000)$	z	M_B	Seyfert type	Loud/Quiet
151	RX J09273+3045	09 27 18.5	+ 30 45 36	0.527	−24.9	–	–
152	MS 09309+2128	09 33 47.7	+ 21 14 36	0.172	−23.4	–	Quiet
153	US 737	09 35 02.6	+ 43 31 11	0.456	−25.8	–	–
154	MARK 707	09 37 01.1	+ 01 05 43	0.051	−20.8	S1.5	Quiet
155	TON 1078	09 37 01.9	+ 34 25 00	0.908	−28.0	–	–
156	PG 0936+396	09 39 44.6	+ 39 24 02	0.458	−26.0	–	–
157	US 822	09 40 33.7	+ 46 23 15	0.699	−25.6	–	–
158	MS 09398+0952	09 42 33.4	+ 09 38 36	0.205	−21.9	S1	–
159	HS 0940+4820	09 44 04.4	+ 48 06 44	0.393	−23.8	–	–
160	2E 0944+4629	09 47 17.8	+ 46 15 08	0.35	−23.1	S1n	–
161	US 995	09 48 59.4	+ 43 35 18	0.226	−24.3	–	–
162	HS 0946+4845	09 50 00.5	+ 48 31 30	0.590	−26.1	S1	–
163	MARK 1239	09 52 19.1	− 01 36 44	0.019	−20.3	S1n	Quiet
164	US 1107	09 55 39.8	+ 45 32 17	0.259	−24.3	–	Intermediate
165	PG 0953+415	09 56 52.3	+ 41 15 41	0.239	−25.6	S1.0	Quiet
166	3C 232	09 58 20.9	+ 32 24 02	0.530	−26.7	S1.8	Loud
167	NGC 3080	09 59 55.8	+ 13 02 40	0.035	−20.9	S1.0	Quiet
168	IRAS 09595-0755	10 02 00.0	− 08 09 44	0.055	−22.1	S1	–
169	KUV 09597+3343	10 02 34.9	+ 33 28 16	0.95	−27.4	–	–
170	KUV 10000+3255	10 02 54.6	+ 32 40 39	0.83	−27.1	–	–
171	TON 28	10 04 02.6	+ 28 55 36	0.329	−25.4	S1.0	–
172	PG 1001+05	10 04 20.1	+ 05 13 01	0.161	−23.6	S1.0	Quiet
173	PKS 1004+13	10 07 26.2	+ 12 48 56	0.240	−25.6	S1.0	Loud
174	RXS J10079+4918	10 07 56.3	+ 49 18 08	0.149	−21.4	S1.2	–
175	TON 488	10 10 00.7	+ 30 03 21	0.26	−25.1	–	–
176	4C 41.21	10 10 27.5	+ 41 32 38	0.613	−26.6	S1.2	Loud
177	Q 1008+0058	10 10 44.4	+ 00 43 31	0.18	−23.7	S1	–
178	CSO 37	10 11 17.3	+ 32 28 07	0.41	−25.0	–	–
179	TON 1187	10 13 03.1	+ 35 51 22	0.079	−23.0	S1	–
180	PG 1011-040	10 14 20.7	− 04 18 39	0.058	−22.2	S1.2	Quiet

Table 1. Objects list.

Nmumber	Name	$\alpha(2000)$	$\delta(2000)$	z	M_B	Seyfert type	Loud/Quiet
181	PKS 1011+23	10 14 47.1	+ 23 01 18	0.565	−25.2	S1.5	Loud
182	PG 1012+008	10 14 54.9	+ 00 33 37	0.185	−24.3	S1.2	Quiet
183	Q 1013+0124	10 15 57.0	+ 01 09 13	0.779	−26.9	–	Loud
184	MARK 720	10 17 38.0	+ 06 58 16	0.045	−21.1	S1	–
185	Q 1015-0121	10 18 11.0	– 01 36 02	0.319	−23.1	–	–
186	PG 1016+336	10 19 49.5	+ 33 22 04	0.024	−19.9	S1n	–
187	MS 10182+2010	10 20 55.1	+ 19 54 47	0.250	−22.4	S1.0	–
188	B2 1028+31	10 30 59.1	+ 31 02 56	0.177	−23.1	S1.5	Loud
189	MS 10461+1411	10 48 46.2	+ 13 54 53	0.290	−22.6	S1	–
190	Q 1047+067	10 49 36.8	+ 06 29 22	0.148	−23.1	–	–
191	MS 10470+3537	10 49 49.3	+ 35 22 05	0.161	−22.8	S1	–
192	CSO 292	10 50 53.7	+ 34 43 38	0.147	−23.2	S1	–
193	PG 1049-005	10 51 51.5	– 00 51 17	0.357	−25.7	S1.5	Quiet
194	MARK 634	10 58 01.2	+ 20 29 14	0.066	−21.9	S1.0	–
195	RXS J11006+4316	11 00 37.5	+ 43 00 11	0.32	−23.5	S1	–
196	RXS J11008+2839	11 00 52.4	+ 28 38 01	0.243	−24.1	S1.0	–
197	MARK 728	11 01 01.8	+ 11 02 50	0.036	−19.9	S1.9	Intermediate
198	TOL 1059+105	11 01 57.9	+ 10 17 39	0.034	−21.0	S1	–
199	1059.6+0157	11 02 08.7	+ 01 41 11	0.394	−23.4	–	–
200	PKS 1103-006	11 06 31.8	– 00 52 53	0.426	−25.7	S1.0	Loud
201	MC 1104+167	11 07 15.1	+ 16 28 03	0.632	−27.1	S1	Loud
202	PG 1112+431	11 15 06.0	+ 42 49 50	0.302	−25.2	–	–
203	PG 1114+445	11 17 06.3	+ 44 13 34	0.144	−23.7	S1.0	Quiet
204	PG 1115+407	11 18 30.4	+ 40 25 55	0.154	−23.9	S1.0	Quiet
205	PG 1116+215	11 19 08.8	+ 21 19 18	0.177	−25.3	S1.0	Quiet
206	MARK 734	11 21 47.1	+ 11 44 19	0.049	−22.0	S1.2	Quiet
207	RXS J11240+3110	11 24 00.6	+ 31 10 00	0.109	−21.2	S1	–
208	PG 1121+422	11 24 39.2	+ 42 01 45	0.234	−24.2	S1.0	–
209	A1 27	11 26 43.0	+ 15 45 55	0.431	−25.7	–	–
210	MARK 423	11 26 48.5	+ 35 15 04	0.032	−21.4	S1.8	Quiet

Table 1. Objects list.

Nnumber	Name	$\alpha(2000)$	$\delta(2000)$	z	M_B	Seyfert type	Loud/Quiet
211	US 2450	11 27 36.4	+ 26 54 50	0.378	–24.9	–	–
212	MARK 1298	11 29 16.7	– 04 24 08	0.060	–22.8	S1.0	Quiet
213	MARK 1447	11 30 29.1	+ 49 34 58	0.096	–22.8	S1.5	–
214	B2 1128+31	11 31 09.4	+ 31 14 07	0.289	–25.3	S1.0	Loud
215	3C 261	11 34 54.5	+ 30 05 26	0.614	–24.5	–	Loud
216	MARK 739E	11 36 29.3	+ 21 35 46	0.030	–21.4	S1n	Quiet
217	MCG 06.26.012	11 39 13.7	+ 33 55 54	0.032	–21.0	S1	–
218	MARK 744	11 39 42.6	+ 31 54 34	0.010	–19.3	S1.8	Quiet
219	WAS 26	11 41 16.1	+ 21 56 22	0.063	–23.0	S1	–
220	CG 855	11 44 30.0	+ 36 53 09	0.04	–20.7	S1	–
221	MS 11435-0411	11 46 03.9	– 04 28 01	0.133	–22.7	S1	–
222	MC 1146+111	11 48 47.9	+ 10 54 59	0.863	–26.9	–	Intermediate
223	CBS 147	11 50 09.5	+ 34 56 31	0.251	–25.0	–	–
224	PG 1151+117	11 53 49.3	+ 11 28 30	0.176	–24.2	S1.0	Quiet
225	CBS 151	11 54 28.5	+ 34 07 08	0.461	–24.3	–	–
226	4C 29.45	11 59 31.9	+ 29 14 45	0.729	–28.6	HP	Loud
227	GQ COM	12 04 42.1	+ 27 54 12	0.165	–24.4	S1.2	Quiet
228	UGC 7064	12 04 43.4	+ 31 10 38	0.024	–21.0	S1.9	–
229	Q 1211+0848	12 13 57.2	+ 08 32 03	0.810	–26.3	–	–
230	PG 1211+143	12 14 17.7	+ 14 03 13	0.085	–24.1	S1.0	Quiet
231	WAS 49B	12 14 17.9	+ 29 31 43	0.064	–22.5	S1h	Quiet
232	PKS 1216-010	12 18 35.0	– 01 19 54	0.415	–25.9	–	Loud
233	MARK 1320	12 19 08.8	– 01 48 29	0.103	–24.0	S1.5	–
234	PG 1216+069	12 19 20.9	+ 06 38 38	0.334	–26.0	S1.0	Quiet
235	Q 1220+0939	12 23 17.8	+ 09 23 08	0.681	–25.6	–	–
236	MS 12209+1601	12 23 30.8	+ 15 45 08	0.081	–21.8	S1	–
237	B2 1223+25	12 25 39.5	+ 24 58 36	0.268	–23.8	S1.5	Loud
238	2E 1224+0930	12 27 16.5	+ 09 14 09	0.731	–23.9	–	–
239	3C 273.0	12 29 06.7	+ 02 03 08	0.158	–26.9	S1.0	Loud
240	Q 1228-0130	12 30 51.0	– 01 47 04	0.706	–25.2	–	–

Table 1. Objects list.

Nmumber	Name	$\alpha(2000)$	$\delta(2000)$	z	M_B	Seyfert type	Loud/Quiet
241	TON 1542	12 32 03.6	+ 20 09 30	0.064	−22.4	S1.0	Quiet
242	CSO 150	12 33 41.7	+ 31 01 02	0.290	−25.3	S1n	–
243	IC 3528	12 34 55.9	+ 15 33 56	0.046	−22.0	S1	–
244	MC 1233+108	12 36 04.6	+ 10 34 50	0.664	−24.3	–	Loud
245	Q 1235+0216	12 38 13.1	+ 02 00 19	0.672	−25.6	–	–
246	NGC 4593	12 39 39.4	− 05 20 39	0.009	−19.7	S1.0	Quiet
247	WAS 61	12 42 10.6	+ 33 17 01	0.045	−21.8	S1	–
248	Q 1240+1546	12 42 38.5	+ 15 29 35	0.07	−22.1	S1	–
249	CBS 63	12 42 58.1	+ 29 24 01	0.397	−25.0	–	–
250	Q 1240+1746	12 43 26.5	+ 17 29 35	0.549	−24.7	–	–
251	4C 45.26	12 49 23.5	+ 44 44 49	0.803	−25.9	–	Loud
252	MS 12480-0600A	12 50 37.7	− 06 17 23	0.305	−22.6	S1	–
253	CSO 769	12 52 42.5	+ 28 12 47	0.85	−27.0	–	–
254	MS 12545+2209	12 56 59.0	+ 21 53 47	0.187	−23.3	–	–
255	MARK 783	13 02 58.9	+ 16 24 28	0.067	−22.0	S1n	Quiet
256	US 272	13 06 34.3	+ 30 49 34	0.422	−23.1	–	–
257	3C 281	13 07 54.0	+ 06 42 14	0.599	−25.7	S1.5	Loud
258	MS 13061-0115	13 08 45.6	− 01 30 54	0.111	−21.1	S1	–
259	PG 1307+085	13 09 47.0	+ 08 19 49	0.155	−24.6	S1.2	Quiet
260	CSO 835	13 10 23.3	+ 29 55 34	0.71	−25.0	–	–
261	B2 1308+32	13 10 28.7	+ 32 20 44	0.997	−28.6	HP	Loud
262	PG 1309+355	13 12 17.7	+ 35 15 23	0.184	−24.7	S1.2	Intermediate
263	RXS J13129+2628	13 12 59.6	+ 26 28 26	0.060	−21.0	S1	–
264	Q 1316+0103	13 18 43.9	+ 00 47 33	0.394	−23.5	–	–
265	MARK 1347	13 22 55.5	+ 08 09 42	0.050	−22.3	S1.0	Quiet
266	Q 1326-0516	13 29 28.6	− 05 31 36	0.580	−27.2	–	–
267	MS 13285+3135	13 30 53.2	+ 31 19 32	0.241	−22.9	S1.5	–
268	Q 1330-0156	13 33 19.5	− 02 12 16	0.889	−25.2	–	–
269	1333.3+2604	13 35 39.4	+ 25 49 08	0.414	−23.8	–	–
270	Q 1334-0232	13 37 12.8	− 02 47 54	0.722	−25.7	–	–

Table 1. Objects list.

Nnumber	Name	$\alpha(2000)$	$\delta(2000)$	z	M_B	Seyfert type	Loud/Quiet
271	IRAS 13349+2438	13 37 18.8	+ 24 23 04	0.107	−24.1	S1n	Quiet
272	Q 1338-0030	13 40 44.5	− 00 45 17	0.385	−24.8	–	–
273	TON 730	13 43 56.6	+ 25 38 52	0.087	−22.1	S1.0	Quiet
274	MARK 69	13 46 08.1	+ 29 38 10	0.076	−21.9	S1.0	–
275	1343.9+2828	13 46 14.4	+ 28 13 55	0.659	−25.1	–	–
276	MARK 662	13 54 06.4	+ 23 25 49	0.055	−21.6	S1.5	Quiet
277	PG 1352+183	13 54 35.6	+ 18 05 18	0.152	−24.0	S1.0	Quiet
278	MARK 463E	13 56 02.8	+ 18 22 19	0.051	−22.4	S1h	Intermediate
279	PG 1402+261	14 05 16.2	+ 25 55 34	0.164	−24.5	S1.0	Quiet
280	PG 1404+226	14 06 21.9	+ 22 23 47	0.098	−23.1	S1n	Quiet
281	OQ 208	14 07 00.4	+ 28 27 15	0.077	−22.2	S1.5	Loud
282	Q 1404-0455	14 07 30.8	− 05 10 10	–	–	–	–
283	PG 1407+265	14 09 23.9	+ 26 18 21	0.94	−28.0	–	Quiet
284	PG 1411+442	14 13 48.3	+ 44 00 14	0.089	−23.7	S1.0	Quiet
285	PG 1415+451	14 17 00.8	+ 44 56 06	0.114	−23.5	S1.0	Quiet
286	NGC 5548	14 17 59.6	+ 25 08 13	0.017	−20.7	S1.5	Quiet
287	H 1419+480	14 21 29.7	+ 47 47 24	0.072	−22.8	S1.5	–
288	MS 14201+2956	14 22 20.5	+ 29 42 55	0.053	−21.7	S1	–
289	B2 1420+32	14 22 30.3	+ 32 23 10	0.685	−25.7	–	Loud
290	MARK 471	14 22 55.3	+ 32 51 03	0.034	−21.3	S1.8	–
291	B 1422+231	14 24 38.1	+ 22 56 01	3.62	−30.7	–	Quiet
292	2E 1423+2008	14 26 13.4	+ 19 55 25	0.21	−24.6	S1.0	–
293	MARK 813	14 27 25.0	+ 19 49 52	0.131	−24.1	S1.0	–
294	B2 1425+26	14 27 35.7	+ 26 32 14	0.366	−26.0	S1.2	Intermediate
295	MARK 1383	14 29 06.6	+ 01 17 06	0.086	−23.4	S1.0	Quiet
296	MARK 684	14 31 04.9	+ 28 17 14	0.046	−21.9	S1n	–
297	MS 14315+0526	14 34 05.5	+ 05 13 27	0.152	−21.9	S1	–
298	MARK 474	14 34 52.4	+ 48 39 43	0.041	−20.7	S1.5	–
299	PG 1435-067	14 38 16.2	− 06 58 20	0.129	−23.4	S1.0	Quiet
300	MARK 478	14 42 07.5	+ 35 26 23	0.077	−23.4	S1n	Quiet

Table 1. Objects list.

Nmumber	Name	$\alpha(2000)$	$\delta(2000)$	z	M_B	Seyfert type	Loud/Quiet
301	PG 1444+407	14 46 46.0	+ 40 35 06	0.267	−25.4	S1.0	Quiet
302	Q 1446-0035	14 49 30.5	− 00 47 46	0.254	−22.9	S1	−
303	PG 1448+273	14 51 08.8	+ 27 09 27	0.065	−23.0	S1n	Quiet
304	MS 14564+2147	14 58 42.7	+ 21 36 10	0.062	−22.1	S1	−
305	MS 15005+2552	15 02 47.3	+ 25 40 21	0.191	−22.1	S1	−
306	MARK 841	15 04 01.2	+ 10 26 16	0.036	−22.2	S1.5	Quiet
307	MARK 840	15 04 08.5	+ 14 31 26	0.118	−23.3	S1	−
308	PKS 1509+022	15 12 15.8	+ 02 03 16	0.222	−22.2	S1	Loud
309	MS 15198-0633	15 22 28.8	− 06 44 41	0.084	−23.3	−	Quiet
310	LB 9695	15 24 46.4	+ 25 43 52	0.55	−23.9	−	−
311	OR 139	15 25 02.9	+ 11 07 44	0.331	−23.6	−	Loud
312	QNZ5:02	15 25 06.6	+ 02 24 26	0.340	−23.8	−	−
313	MARK 1098	15 29 40.5	+ 30 29 08	0.035	−20.8	S1.0	−
314	NGC 5940	15 31 18.1	+ 07 27 28	0.033	−20.9	S1.0	Quiet
315	KUV 15524+2153	15 54 32.7	+ 21 43 47	0.285	−24.2	−	−
316	MS 16118-0323	16 14 29.0	− 03 31 10	0.298	−23.7	S1.0	−
317	MARK 877	16 20 11.3	+ 17 24 28	0.114	−23.4	S1.0	Quiet
318	PG 1634+706	16 34 29.0	+ 70 31 33	1.337	−30.3	−	Quiet
319	RXS J16446+2619	16 44 42.5	+ 26 19 13	0.145	−22.6	S1n	−
320	TEX 1652+151	16 54 51.9	+ 15 02 57	0.29	−23.3	−	Loud
321	2E 1654+3514	16 56 14.0	+ 35 10 15	0.80	−26.2	S1.0	−
322	PKS 1725+044	17 28 24.9	+ 04 27 05	0.293	−23.9	S1.0	Loud
323	PKS 1739+18C	17 42 07.0	+ 18 27 20	0.186	−22.4	S1.0	Loud
324	TEX 1750+175	17 52 46.0	+ 17 34 21	0.507	−25.9	S1.2	Loud
325	OX 169	21 43 35.5	+ 17 43 49	0.211	−24.7	S1.0	Loud
326	PG 2233+134	22 36 07.7	+ 13 43 55	0.325	−24.9	S1.0	Quiet
327	PB 5155	22 46 45.7	+ 00 36 30	0.973	−26.7	−	−
328	3C 459.0	23 16 35.2	+ 04 05 18	0.220	−23.1	S2	Loud
329	Q 2350-007B	23 53 21.6	− 00 28 42	0.761	−25.1	−	−
330	PB 5577	23 53 24.1	+ 00 03 57	0.561	−25.3	−	−

Table 1. Objects list.

Nnumber	Name	$\alpha(2000)$	$\delta(2000)$	z	M_B	Seyfert type	Loud/Quiet
331	Q 2352+0025	23 54 57.1	+ 00 42 20	0.271	–23.3	–	–

Note. — Object name, $\alpha(2000)$, $\delta(2000)$, redshift absolute B -magnitude and Seyfert type are taken from the VV catalog. AGNs with $f_\nu(6\text{cm})/f_\nu(V) > 100$ and $f_\nu(6\text{cm})/f_\nu(V) < 10$ are classified as radio loud and quiet, respectively. AGNs in between are classified as intermediate. Otherwise the radio 6cm flux is not tabulated in the VV catalog.

Table 2a. Photometry data in the J band.

Number	Name	J_7	σ_{J_7}	J_{10}	$\sigma_{J_{10}}$	J_{12}	$\sigma_{J_{12}}$	J_{15}	$\sigma_{J_{15}}$	date	FWHM''
1	PB 5669	16.24	0.09	16.09	0.10	15.96	0.12	15.78	0.14	96/12/03	3.3
		–	–	–	–	–	–	–	–	–	–
2	Q 2357+019A	16.62	0.12	16.59	0.17	16.67	0.24	16.62	0.31	96/12/02	3.5
3	PB 5677	16.89	0.11	16.87	0.15	16.83	0.19	16.64	0.22	97/01/06	4.2
4	PB 5723	15.90	0.08	15.83	0.11	15.98	0.16	16.13	0.26	96/12/22	3.5
5	PB 5853	16.08	0.09	16.04	0.12	16.05	0.15	16.07	0.20	96/12/03	3.3
		15.90	0.08	15.92	0.11	15.92	0.14	15.94	0.19	98/01/21	4.1
6	Q 0019+0022B	–	–	–	–	–	–	–	–	–	–
7	PB 5932	15.75	0.05	15.69	0.07	15.66	0.09	15.69	0.12	96/12/01	4.3
		15.85	0.06	15.82	0.08	15.76	0.10	15.67	0.12	98/01/26	3.9
8	MS 00377-0156	16.19	0.09	16.27	0.12	16.15	0.13	16.08	0.17	96/12/03	3.3
		16.31	0.10	16.34	0.15	16.22	0.17	16.26	0.24	98/01/06	3.7
9	Q 0057+0000	15.95	0.07	15.89	0.10	15.83	0.12	15.81	0.16	96/12/02	3.5
10	Q 0058+0218	16.63	0.09	16.49	0.12	16.57	0.16	16.92	0.29	96/12/02	3.5
11	PHL 964	16.85	0.09	17.11	0.16	17.07	0.20	17.33	0.35	96/12/23	4.1
12	Q 0110-0047	17.06	0.11	17.29	0.20	17.36	0.27	17.44	0.41	97/01/20	3.5
13	B2 0110+29	16.33	0.09	16.19	0.11	16.21	0.15	16.16	0.19	96/12/02	3.5
14	PKS 0130+24	16.07	0.06	16.03	0.09	15.89	0.10	15.80	0.13	96/12/01	4.3
		16.17	0.07	16.18	0.09	16.13	0.11	16.14	0.14	98/01/21	4.1
15	UM 341	15.56	0.04	15.43	0.05	15.36	0.06	15.26	0.08	96/12/01	4.3
		15.55	0.06	15.60	0.10	15.61	0.13	15.60	0.18	97/12/27	3.8
16	3C 47.0	16.14	0.05	16.11	0.06	16.23	0.09	16.36	0.13	96/12/23	4.1
17	PHL 1070	14.69	0.06	14.59	0.05	14.58	0.05	14.57	0.06	96/12/03	3.3
18	PHL 1093	15.28	0.05	15.27	0.06	15.29	0.07	15.31	0.09	96/12/02	3.5
19	KUV 01507-0744	15.69	0.08	15.69	0.13	15.57	0.15	15.43	0.18	97/12/31	3.8
20	PHL 1226	15.78	0.05	15.61	0.06	15.50	0.07	15.44	0.10	96/12/01	4.3
		15.72	0.06	15.56	0.08	15.53	0.09	15.60	0.14	98/01/16	3.7
21	UM 381	15.27	0.04	15.26	0.06	15.26	0.08	15.27	0.11	96/12/08	3.6
		15.32	0.06	15.32	0.07	15.35	0.09	15.37	0.12	98/01/04	3.9
22	UM 153	15.34	0.05	15.36	0.07	15.27	0.08	15.28	0.11	96/12/08	3.6
		15.55	0.05	15.59	0.08	15.59	0.09	15.53	0.12	98/01/05	4.7
23	MARK 1018	12.29	0.02	12.13	0.02	12.07	0.02	12.04	0.03	96/02/11	3.8
		12.32	0.03	12.16	0.04	12.11	0.04	12.08	0.04	98/01/05	4.7

Table 2a-Continued.

Number	Name	J_7	σ_{J_7}	J_{10}	$\sigma_{J_{10}}$	J_{12}	$\sigma_{J_{12}}$	J_{15}	$\sigma_{J_{15}}$	date	FWHM''
48	Q 0300-0018	16.77	0.12	16.30	0.12	15.45	0.07	13.48	0.02	97/01/30	3.9
49	US 3605	16.16	0.07	16.18	0.11	16.21	0.15	16.26	0.22	96/12/08	3.6
50	Q 0305+0222	16.31	0.07	15.99	0.08	15.91	0.09	15.83	0.11	96/12/02	3.5
		16.26	0.13	15.91	0.13	15.79	0.14	15.59	0.16	98/02/09	4.0
51	PKS 0306+102	16.92	0.10	16.71	0.12	16.76	0.16	16.61	0.20	96/12/23	4.1
		–	–	–	–	–	–	–	–	–	–
52	Q 0307-0015	16.54	0.10	16.66	0.18	17.04	0.33	–	–	96/12/08	3.6
53	PKS 0310+013	–	–	–	–	–	–	–	–	–	–
54	MS 03120+1405	16.50	0.11	16.69	0.17	16.91	0.25	–	–	96/12/09	3.4
		16.30	0.05	16.28	0.08	16.30	0.10	16.23	0.13	98/01/29	3.7
55	Q 0313+0126	17.15	0.14	17.02	0.19	16.91	0.22	16.64	0.24	97/01/30	3.9
56	B2 0321+33	13.46	0.07	13.39	0.10	13.37	0.10	13.36	0.11	96/02/05	3.7
		13.57	0.03	13.50	0.04	13.46	0.04	13.42	0.05	98/01/05	4.7
57	PKS 0336-01	15.76	0.07	15.72	0.09	15.70	0.11	15.66	0.15	97/02/24	2.9
58	KUV 03399-0014	15.99	0.07	15.91	0.10	15.93	0.12	15.92	0.17	96/12/08	3.6
59	3C 93.0	16.14	0.06	16.10	0.08	16.13	0.10	16.17	0.14	97/02/04	4.0
		16.32	0.09	16.31	0.14	16.30	0.17	16.57	0.30	98/01/05	4.7
60	MS 03419+0451	16.82	0.10	16.80	0.14	16.74	0.17	16.55	0.20	97/02/01	3.1
61	PKS 0353+027	16.57	0.06	16.51	0.07	16.43	0.09	16.19	0.09	97/01/22	3.3
		16.59	0.10	16.66	0.17	16.91	0.27	16.97	0.39	98/01/16	3.7
62	MS 03574+1046	14.90	0.02	14.95	0.03	14.99	0.04	15.06	0.06	96/12/01	4.3
		14.79	0.06	14.75	0.08	14.76	0.10	14.70	0.13	97/12/24	3.8
63	3C 109.0	14.61	0.02	14.62	0.03	14.64	0.03	14.69	0.04	97/02/19	3.1
64	MS 04124-0802	12.97	0.02	12.93	0.01	12.90	0.02	12.88	0.02	96/02/06	3.8
		12.82	0.01	12.78	0.02	12.78	0.02	12.80	0.03	97/12/27	3.8
65	3C 110	15.11	0.06	15.14	0.09	15.24	0.12	15.39	0.19	96/02/02	3.8
		15.01	0.04	14.97	0.06	14.96	0.08	14.92	0.10	97/12/31	3.8
66	PKS 0420-01	15.11	0.03	15.18	0.05	15.19	0.07	15.18	0.09	96/12/08	3.6
		16.30	0.22	–	–	–	–	–	–	97/12/24	3.8
67	3C 120	12.28	0.07	12.18	0.10	12.14	0.10	12.10	0.10	96/02/05	3.7
		12.32	0.01	12.23	0.01	12.20	0.02	12.19	0.02	97/12/27	3.8
68	IRAS 04448-0513	13.09	0.07	12.99	0.10	12.96	0.10	12.93	0.11	96/02/05	3.7
		13.11	0.01	13.03	0.02	13.00	0.02	13.01	0.03	97/12/27	3.8

Table 2a-Continued.

Number	Name	J_7	σ_{J_7}	J_{10}	$\sigma_{J_{10}}$	J_{12}	$\sigma_{J_{12}}$	J_{15}	$\sigma_{J_{15}}$	date	FWHM''
69	Q 0446+0130	16.80	0.08	16.81	0.12	16.81	0.15	16.65	0.18	97/01/20	3.5
		–	–	–	–	–	–	–	–	–	–
70	NGC 1685	12.93	0.05	12.75	0.05	12.67	0.06	12.60	0.06	96/02/12	3.7
71	UGC 3223	12.24	0.02	11.97	0.01	11.84	0.01	11.70	0.02	96/02/06	3.8
		12.18	0.01	11.91	0.01	11.78	0.02	11.66	0.02	97/12/27	3.8
72	2E 0507+1626	12.79	0.02	12.66	0.01	12.58	0.02	12.45	0.02	96/02/06	3.8
		12.76	0.01	12.66	0.02	12.61	0.03	12.56	0.04	97/12/27	3.8
73	3C 135.0	15.09	0.10	15.07	0.10	15.00	0.10	14.93	0.11	96/12/07	3.2
		14.99	0.03	14.96	0.05	14.86	0.05	14.76	0.07	97/12/31	3.8
74	AKN 120	11.84	0.07	11.75	0.10	11.72	0.10	11.71	0.10	96/02/05	3.7
		11.71	0.02	11.63	0.02	11.61	0.02	11.61	0.04	98/01/06	3.7
75	1E 0514-0030	15.03	0.06	15.18	0.10	15.21	0.14	15.41	0.22	96/02/11	3.8
		15.28	0.08	15.31	0.13	15.39	0.17	15.71	0.30	97/12/24	3.8
76	3C 138.0	17.05	0.11	16.86	0.14	16.39	0.12	14.75	0.05	97/01/06	4.2
		17.07	0.11	17.01	0.13	16.69	0.13	14.97	0.06	98/01/24	4.2
77	3C 147.0	15.39	0.07	15.40	0.08	15.48	0.09	15.49	0.12	96/12/21	3.0
		15.47	0.05	15.56	0.08	15.64	0.10	15.68	0.13	98/01/05	4.7
78	4C 16.14	–	–	–	–	16.93	0.37	16.41	0.32	96/12/07	3.2
		16.87	0.14	16.17	0.11	15.73	0.09	15.34	0.09	98/02/08	3.5
79	MCG 08.11.11	11.85	0.04	11.65	0.04	11.53	0.04	11.41	0.04	96/02/03	3.6
		11.63	0.03	11.47	0.02	11.39	0.02	11.32	0.04	98/01/06	3.7
80	OH-010	13.34	0.04	13.33	0.02	13.32	0.02	13.32	0.02	97/01/25	4.1
81	3C 154.0	15.43	0.07	15.45	0.09	15.47	0.10	15.31	0.12	96/12/09	3.4
		15.32	0.06	15.41	0.09	15.37	0.11	15.29	0.14	97/12/31	3.8
82	MC 0657+176	17.15	0.11	17.03	0.15	16.72	0.15	16.04	0.11	97/01/06	4.2
		17.62	0.19	–	–	–	–	16.95	0.27	98/02/06	3.6
83	3C 175.0	14.42	0.04	13.74	0.03	13.47	0.04	13.43	0.04	96/11/29	3.6
		14.24	0.05	13.59	0.04	13.34	0.04	13.29	0.04	98/01/04	3.9
84	B2 0709+37	14.81	0.05	14.78	0.07	14.73	0.08	14.70	0.10	96/02/02	3.8
		14.95	0.05	14.94	0.07	14.92	0.08	15.03	0.11	98/01/05	4.7
85	MARK 376	12.64	0.04	12.56	0.04	12.54	0.04	12.51	0.04	96/02/03	3.6
		12.79	0.03	12.71	0.04	12.69	0.04	12.70	0.04	98/01/05	4.7
86	B3 0729+391	–	–	–	–	–	–	–	–	–	–
87	S4 0731+47	15.92	0.09	15.77	0.09	15.68	0.10	15.60	0.11	97/01/28	3.2

Table 2a-Continued.

Number	Name	J_7	σ_{J_7}	J_{10}	$\sigma_{J_{10}}$	J_{12}	$\sigma_{J_{12}}$	J_{15}	$\sigma_{J_{15}}$	date	FWHM''
88	PKS 0736+01	14.49	0.11	14.37	0.10	14.30	0.09	14.28	0.10	96/01/31	4.0
		–	–	–	–	–	–	–	–	–	–
89	OI 363	15.76	0.13	15.86	0.17	15.74	0.18	15.31	0.17	96/01/31	4.0
		15.31	0.04	15.25	0.05	15.09	0.06	14.81	0.07	98/01/06	3.7
90	MARK 79	11.86	0.22	11.68	0.23	11.68	0.16	11.67	0.08	97/12/25	3.6
91	B2 0742+31	14.61	0.05	14.59	0.05	14.50	0.05	14.33	0.05	96/01/24	3.8
		14.62	0.05	14.72	0.08	14.67	0.08	14.51	0.10	97/12/24	3.8
92	PKS 0743-006	14.69	0.04	12.92	0.04	11.35	0.04	10.79	0.04	96/12/02	3.5
93	GC 0742+33	17.00	0.14	16.87	0.19	16.87	0.24	17.10	0.40	96/12/21	3.0
		17.11	0.10	17.00	0.13	16.97	0.16	16.96	0.22	98/01/21	4.1
94	RXS J07491+2842	16.27	0.07	16.40	0.12	16.39	0.15	16.53	0.24	96/12/08	3.6
95	RXS J07498+3454	14.93	0.06	14.85	0.06	14.80	0.06	14.74	0.08	96/12/03	3.3
		14.96	0.04	14.87	0.06	14.87	0.07	14.89	0.09	98/01/05	4.7
96	PKS 0748+126	15.73	0.03	15.75	0.05	15.73	0.06	15.63	0.08	97/01/26	4.4
		16.23	0.10	16.35	0.16	16.48	0.24	16.55	0.34	98/01/16	3.7
97	MARK 382	13.30	0.04	13.16	0.04	13.11	0.04	13.05	0.04	96/02/03	3.6
98	B2 0752+25A	15.55	0.12	15.52	0.13	15.45	0.15	15.23	0.16	96/01/31	4.0
		15.50	0.06	15.51	0.09	15.44	0.10	15.31	0.12	97/12/31	3.8
99	B3 0754+394	12.88	0.05	12.86	0.04	12.85	0.03	12.84	0.03	96/01/24	3.8
		13.00	0.03	12.99	0.04	12.98	0.04	12.98	0.04	98/01/05	4.7
100	KUV 07549+4228	14.75	0.22	14.85	0.25	15.00	0.20	15.37	0.23	97/12/25	3.6
101	UGC 4155	12.12	0.02	11.94	0.01	11.88	0.01	11.83	0.02	96/02/06	3.8
		12.19	0.04	12.01	0.04	11.96	0.03	11.93	0.05	97/12/24	3.8
102	MARK 1210	12.29	0.07	12.07	0.10	11.98	0.10	11.92	0.10	96/02/05	3.7
		12.33	0.03	12.10	0.04	12.02	0.04	11.97	0.04	98/01/05	4.7
103	MS 08019+2129	14.26	0.05	14.16	0.04	14.11	0.04	14.08	0.04	96/01/24	3.8
		14.18	0.06	14.08	0.07	14.03	0.08	13.95	0.08	97/12/18	3.3
104	3C 192.0	13.63	0.05	13.54	0.04	13.44	0.04	13.06	0.04	96/12/03	3.3
		13.62	0.06	13.50	0.07	13.41	0.06	13.11	0.05	97/12/18	3.3
105	MS 08080+4840	16.78	0.08	16.93	0.12	16.97	0.16	17.41	0.31	96/12/31	3.6
		16.65	0.08	16.63	0.11	16.65	0.14	16.62	0.18	98/02/10	3.3
106	3C 196.0	15.69	0.04	15.59	0.06	15.56	0.06	15.54	0.08	97/02/01	3.1
107	B2 0810+32	17.46	0.16	17.37	0.23	17.20	0.26	17.54	0.49	97/01/27	4.1
108	PKS 0812+02	15.37	0.10	15.21	0.10	15.10	0.11	15.01	0.12	96/12/07	3.2

Table 2a-Continued.

Number	Name	J_7	σ_{J_7}	J_{10}	$\sigma_{J_{10}}$	J_{12}	$\sigma_{J_{12}}$	J_{15}	$\sigma_{J_{15}}$	date	FWHM''
109	RX J08166+2941	16.32	0.13	16.43	0.18	16.58	0.25	–	–	96/12/07	3.2
		16.69	0.14	16.99	0.26	17.37	0.47	–	–	98/01/19	3.7
110	3C 197	16.01	0.04	15.92	0.05	15.88	0.06	15.79	0.08	97/01/26	4.4
		16.13	0.04	16.09	0.06	16.10	0.08	16.09	0.11	98/01/26	3.9
111	RXS J08223+3305	15.68	0.10	15.76	0.12	15.74	0.14	15.03	0.11	97/02/20	3.5
		15.56	0.05	15.62	0.08	15.63	0.10	14.97	0.08	98/01/16	3.7
112	KUV 08217+4235	15.16	0.04	15.11	0.06	15.02	0.07	14.88	0.08	96/11/29	3.6
		14.91	0.04	14.87	0.06	14.78	0.07	14.68	0.09	97/12/31	3.8
113	4C 44.17	16.43	0.07	16.48	0.11	16.42	0.13	16.37	0.17	97/01/27	4.1
		16.92	0.15	17.16	0.22	17.44	0.32	17.59	0.50	98/02/09	4.0
114	KUV 08267+4027	15.89	0.07	15.83	0.10	15.88	0.14	15.87	0.18	96/11/29	3.6
115	B2 0827+24	15.89	0.11	15.90	0.13	15.80	0.15	15.51	0.15	96/12/07	3.2
		15.48	0.05	15.47	0.07	15.51	0.09	15.42	0.12	98/01/16	3.7
116	PG 0832+251	14.59	0.05	14.56	0.04	14.55	0.04	14.58	0.05	96/01/24	3.8
		14.32	0.05	14.27	0.06	14.29	0.07	14.26	0.09	97/12/24	3.8
117	OJ 256	–	–	–	–	–	–	–	–	–	–
118	US 1329	14.73	0.05	14.68	0.06	14.60	0.07	14.54	0.09	96/02/02	3.8
		14.47	0.22	14.44	0.24	14.47	0.18	14.48	0.13	97/12/25	3.6
119	MARK 1218	12.28	0.07	12.04	0.10	11.95	0.10	11.88	0.10	96/02/05	3.7
		12.30	0.04	12.10	0.04	12.02	0.03	11.96	0.05	97/12/24	3.8
120	Q 0835+4744	–	–	–	–	–	–	–	–	–	–
121	3C 207.0	16.51	0.06	16.52	0.09	16.67	0.13	16.75	0.20	96/12/23	4.1
122	KUV 08377+4136	16.32	0.10	16.07	0.12	15.88	0.13	15.73	0.16	96/12/22	3.5
		16.24	0.05	16.05	0.06	15.98	0.07	15.80	0.09	98/02/08	3.5
123	PG 0844+349	13.26	0.04	13.22	0.04	13.22	0.05	13.21	0.05	96/02/02	3.8
		13.34	0.04	13.31	0.05	13.31	0.04	13.40	0.06	97/12/24	3.8
124	55W 179	–	–	–	–	–	–	–	–	–	–
		17.00	0.17	15.21	0.07	14.67	0.06	14.60	0.07	98/03/18	3.6
125	CSO 2	15.36	0.10	15.34	0.10	15.33	0.11	15.33	0.13	96/12/07	3.2
		15.47	0.04	15.31	0.05	15.25	0.06	15.19	0.08	98/01/06	3.7
126	US 1742	16.62	0.11	16.91	0.22	17.11	0.33	–	–	96/12/02	3.5
127	LB 8741	16.74	0.15	16.80	0.21	16.70	0.25	16.72	0.34	96/12/07	3.2
		16.64	0.09	16.70	0.12	16.80	0.16	16.81	0.22	98/01/24	4.2
128	MS 08475+2813	16.76	0.11	16.85	0.17	16.82	0.20	16.63	0.23	96/12/09	3.4

Table 2a-Continued.

Number	Name	J_7	σ_{J_7}	J_{10}	$\sigma_{J_{10}}$	J_{12}	$\sigma_{J_{12}}$	J_{15}	$\sigma_{J_{15}}$	date	FWHM''
129	US 1786	–	–	–	–	–	–	–	–	–	–
		16.33	0.11	16.08	0.13	15.92	0.14	15.83	0.17	98/01/21	4.1
130	MS 08495+0805	13.58	0.03	13.46	0.03	13.35	0.04	12.71	0.03	96/02/11	3.8
131	MS 08498+2820	16.86	0.08	16.68	0.10	16.67	0.13	16.59	0.17	97/02/19	3.1
		16.67	0.08	16.67	0.12	16.62	0.14	16.64	0.19	98/01/30	3.3
132	MS 08502+2825	16.61	0.09	16.79	0.16	16.80	0.20	15.92	0.13	96/12/02	3.5
		16.80	0.07	16.81	0.10	16.77	0.13	15.67	0.07	98/01/29	3.7
133	US 1867	15.25	0.07	14.97	0.08	14.86	0.09	14.77	0.11	96/02/07	3.8
		15.08	0.23	14.91	0.25	14.95	0.19	15.05	0.16	97/12/25	3.6
134	MARK 391	12.05	0.02	11.85	0.01	11.78	0.01	11.72	0.02	96/02/06	3.8
135	NGC 2683 U1	16.60	0.10	16.52	0.14	16.48	0.18	16.43	0.23	96/12/08	3.6
		17.00	0.17	17.05	0.25	17.21	0.37	17.15	0.48	98/01/19	3.7
136	LB 8948	15.50	0.10	15.40	0.10	15.33	0.11	15.18	0.12	96/12/07	3.2
		15.71	0.12	16.04	0.24	15.87	0.27	15.97	0.40	97/12/24	3.8
137	LB 8960	16.15	0.12	16.04	0.13	16.09	0.16	16.00	0.19	96/12/07	3.2
		16.36	0.07	16.39	0.09	16.41	0.12	16.54	0.17	98/01/30	3.3
138	US 2068	16.03	0.08	16.06	0.12	16.03	0.15	15.92	0.19	96/11/29	3.6
		15.83	0.05	15.85	0.07	15.87	0.08	15.83	0.09	98/01/21	4.1
139	KUV 09012+4019	16.04	0.09	16.34	0.18	16.37	0.23	16.46	0.35	97/02/22	3.4
		16.19	0.07	16.20	0.10	16.32	0.14	16.36	0.20	98/04/03	3.2
140	US 44	14.57	0.04	14.02	0.03	13.62	0.03	13.50	0.03	97/02/11	4.7
		14.63	0.03	14.01	0.03	13.49	0.02	13.45	0.03	97/12/27	3.8
141	1E 0906+4254	16.46	0.15	16.35	0.16	16.31	0.18	16.22	0.21	96/12/30	3.2
		16.45	0.06	16.33	0.08	16.29	0.10	16.35	0.14	98/03/02	3.3
142	4C 05.38	15.28	0.05	15.13	0.06	15.02	0.07	14.81	0.07	96/12/02	3.5
		15.50	0.08	15.60	0.13	15.89	0.20	15.90	0.28	98/01/02	3.8
143	MARK 704	12.28	0.04	12.16	0.04	12.11	0.04	12.08	0.04	96/02/03	3.6
		12.46	0.04	12.33	0.04	12.28	0.04	12.27	0.05	97/12/24	3.8
144	RXS J09189+3016	16.00	0.11	15.90	0.13	15.83	0.14	15.73	0.17	97/02/20	3.5
		15.87	0.06	15.75	0.09	15.62	0.10	15.42	0.11	98/01/26	3.9
145	RX J09190+3502B	17.31	0.18	17.40	0.28	17.29	0.33	16.77	0.28	96/12/03	3.3
146	E 0917+341	16.41	0.09	16.29	0.13	16.39	0.18	16.26	0.21	97/02/23	3.7
		16.42	0.07	16.36	0.10	16.29	0.12	16.01	0.13	98/03/02	3.3
147	RX J09249+2527	16.14	0.09	16.12	0.11	16.26	0.14	16.40	0.20	96/12/09	3.4

Table 2a-Continued.

Number	Name	J_7	σ_{J_7}	J_{10}	$\sigma_{J_{10}}$	J_{12}	$\sigma_{J_{12}}$	J_{15}	$\sigma_{J_{15}}$	date	FWHM''
148	PG 0923+201	14.19	0.03	14.06	0.03	13.96	0.03	13.91	0.04	96/02/01	3.8
		13.85	0.22	13.70	0.24	13.68	0.16	13.72	0.09	97/12/25	3.6
149	MARK 705	12.42	0.02	12.35	0.03	12.31	0.03	12.27	0.04	96/02/06	3.8
		12.53	0.04	12.44	0.04	12.37	0.04	12.32	0.05	97/12/24	3.8
150	B2 0923+39	15.22	0.07	13.80	0.07	12.60	0.07	12.39	0.06	96/12/21	3.0
		15.09	0.04	13.65	0.03	12.78	0.03	12.48	0.03	98/03/15	4.1
151	RX J09273+3045	17.06	0.13	16.98	0.18	16.83	0.20	16.79	0.27	96/12/08	3.6
152	MS 09309+2128	14.55	0.03	14.57	0.05	14.59	0.06	14.70	0.09	96/11/30	4.2
		14.52	0.02	14.49	0.04	14.54	0.05	14.64	0.07	97/12/27	3.8
153	US 737	15.24	0.06	15.17	0.08	15.22	0.10	15.18	0.14	96/02/02	3.8
		15.13	0.05	15.08	0.07	15.06	0.09	15.22	0.14	97/12/27	3.8
154	MARK 707	–	–	–	–	–	–	–	–	–	–
		14.14	0.05	14.02	0.05	13.93	0.05	13.83	0.07	97/12/24	3.8
155	TON 1078	15.00	0.06	14.96	0.08	14.90	0.09	14.91	0.12	96/02/02	3.8
		15.05	0.05	15.06	0.07	15.07	0.09	15.19	0.13	98/01/05	4.7
156	PG 0936+396	16.10	0.11	16.07	0.16	16.09	0.21	15.93	0.25	96/02/02	3.8
		16.22	0.06	16.07	0.08	16.06	0.10	16.07	0.14	98/02/12	3.8
157	US 822	16.26	0.09	16.26	0.11	16.27	0.13	16.22	0.16	96/12/09	3.4
		16.23	0.05	16.24	0.07	16.29	0.09	16.44	0.14	98/01/26	3.9
158	MS 09398+0952	16.60	0.07	16.50	0.09	16.60	0.12	16.52	0.15	97/01/31	3.3
159	HS 0940+4820	16.79	0.13	16.61	0.14	16.45	0.15	16.50	0.20	96/12/29	3.7
		17.04	0.08	16.79	0.10	16.72	0.12	16.57	0.15	98/01/29	3.7
160	2E 0944+4629	16.38	0.04	15.53	0.03	15.43	0.04	15.33	0.05	97/01/02	3.4
		16.59	0.08	15.64	0.06	15.53	0.07	15.46	0.07	98/02/10	3.3
161	US 995	15.14	0.04	15.22	0.06	15.11	0.08	14.82	0.08	96/02/10	3.3
		15.24	0.05	15.22	0.08	15.17	0.10	14.78	0.09	97/12/27	3.8
162	HS 0946+4845	16.32	0.10	16.63	0.21	16.75	0.29	–	–	96/11/29	3.6
		16.17	0.07	16.22	0.08	16.25	0.10	16.15	0.12	98/02/10	3.3
163	MARK 1239	11.90	0.05	11.86	0.05	11.86	0.05	11.86	0.06	96/02/12	3.7
164	US 1107	15.59	0.06	15.50	0.08	15.49	0.10	15.36	0.12	96/11/29	3.6
		15.33	0.05	15.19	0.06	15.13	0.07	15.08	0.09	98/01/16	3.7
165	PG 0953+415	14.36	0.04	14.36	0.05	14.31	0.06	14.27	0.08	96/02/02	3.8
		14.25	0.07	14.29	0.08	14.27	0.08	14.21	0.09	97/12/18	3.3

Table 2a-Continued.

Number	Name	J_7	σ_{J_7}	J_{10}	$\sigma_{J_{10}}$	J_{12}	$\sigma_{J_{12}}$	J_{15}	$\sigma_{J_{15}}$	date	FWHM''
166	3C 232	14.96	0.05	14.97	0.07	14.97	0.08	14.96	0.11	96/02/02	3.8
		14.93	0.04	15.05	0.07	15.11	0.09	15.31	0.14	98/01/05	4.7
167	NGC 3080	12.92	0.04	12.72	0.04	12.65	0.04	12.58	0.04	96/02/03	3.6
		13.00	0.04	12.79	0.04	12.71	0.04	12.66	0.05	97/12/24	3.8
168	IRAS 09595-0755	13.35	0.02	13.06	0.03	12.90	0.03	12.75	0.03	96/02/11	3.8
		13.25	0.22	13.00	0.23	12.89	0.16	12.79	0.08	97/12/25	3.6
169	KUV 09597+3343	–	–	–	–	–	–	–	–	–	–
170	KUV 10000+3255	16.32	0.13	16.19	0.17	16.19	0.22	16.52	0.42	96/11/30	4.2
		16.37	0.09	16.49	0.13	16.58	0.15	16.67	0.21	98/02/06	3.6
171	TON 28	14.63	0.04	14.57	0.06	14.58	0.07	14.63	0.09	96/02/02	3.8
172	PG 1001+05	15.34	0.04	15.35	0.07	15.30	0.08	15.27	0.11	96/02/10	3.3
		15.39	0.10	15.52	0.17	15.60	0.23	15.87	0.41	97/12/24	3.8
173	PKS 1004+13	13.90	0.03	13.90	0.03	13.91	0.03	13.90	0.03	96/02/01	3.8
		14.23	0.07	14.33	0.09	14.35	0.10	14.47	0.12	97/12/18	3.3
174	RXS J10079+4918	15.54	0.09	15.50	0.09	15.49	0.10	15.49	0.12	97/02/20	3.5
		15.79	0.07	15.78	0.08	15.77	0.10	15.74	0.14	98/01/19	3.7
175	TON 488	15.38	0.11	15.34	0.12	15.26	0.13	15.22	0.16	96/01/30	4.2
		15.65	0.07	15.67	0.08	15.73	0.10	15.72	0.12	96/04/05	4.3
176	4C 41.21	15.60	0.07	15.56	0.10	15.49	0.12	15.55	0.17	96/11/30	4.2
177	Q 1008+0058	14.62	0.03	14.55	0.04	14.51	0.05	14.50	0.06	96/02/10	3.3
		14.81	0.03	14.68	0.05	14.68	0.06	14.66	0.08	96/11/30	4.2
178	CSO 37	17.14	0.19	17.02	0.26	17.23	0.40	–	–	96/12/02	3.5
179	TON 1187	14.11	0.10	14.13	0.09	14.12	0.09	14.08	0.09	96/01/30	4.2
		14.21	0.05	14.29	0.07	14.31	0.08	14.40	0.11	97/12/24	3.8
180	PG 1011-040	13.48	0.02	13.38	0.03	13.36	0.03	13.35	0.04	96/02/11	3.8
		13.41	0.22	13.27	0.24	13.26	0.16	13.24	0.08	97/12/25	3.6
181	PKS 1011+23	15.14	0.03	12.81	0.02	12.35	0.02	12.31	0.01	96/12/08	3.6
		14.65	0.04	12.75	0.04	12.37	0.04	12.31	0.04	98/01/21	4.1
182	PG 1012+008	14.24	0.03	14.22	0.03	14.27	0.04	14.29	0.05	96/02/01	3.8
		14.20	0.06	14.20	0.08	14.20	0.08	14.18	0.09	97/12/18	3.3
183	Q 1013+0124	15.50	0.08	15.40	0.11	15.34	0.13	15.44	0.19	96/11/30	4.2
184	MARK 720	13.23	0.04	13.10	0.04	13.04	0.04	12.98	0.04	96/02/03	3.6
185	Q 1015-0121	16.22	0.09	16.17	0.13	16.22	0.17	16.43	0.28	96/12/31	3.6
186	PG 1016+336	13.33	0.02	13.19	0.01	13.16	0.02	13.13	0.03	96/02/06	3.8

Table 2a-Continued.

Number	Name	J_7	σ_{J_7}	J_{10}	$\sigma_{J_{10}}$	J_{12}	$\sigma_{J_{12}}$	J_{15}	$\sigma_{J_{15}}$	date	FWHM''
187	MS 10182+2010	16.68	0.09	16.69	0.14	16.51	0.15	16.15	0.15	97/02/24	2.9
188	B2 1028+31	14.66	0.03	14.64	0.04	14.67	0.05	14.69	0.07	96/11/30	4.2
189	MS 10461+1411	16.16	0.07	16.19	0.10	16.29	0.14	16.40	0.21	97/02/24	2.9
190	Q 1047+067	–	–	–	–	–	–	–	–	–	–
		14.80	0.22	14.71	0.24	14.76	0.17	14.80	0.12	97/12/25	3.6
191	MS 10470+3537	14.98	0.10	14.91	0.10	14.91	0.10	14.84	0.10	96/12/29	3.7
		15.00	0.04	14.95	0.05	14.91	0.06	14.92	0.08	98/01/16	3.7
192	CSO 292	14.91	0.03	14.79	0.05	14.72	0.05	14.66	0.07	96/11/30	4.2
193	PG 1049-005	14.82	0.06	14.78	0.08	14.83	0.09	15.01	0.14	96/02/12	3.7
		14.81	0.10	14.98	0.15	14.95	0.18	15.00	0.25	97/12/18	3.3
194	MARK 634	13.54	0.04	13.41	0.04	13.36	0.04	13.35	0.04	96/02/03	3.6
		13.32	0.22	13.17	0.23	13.22	0.16	13.30	0.08	97/12/25	3.6
195	RXS J11006+4316	16.24	0.06	16.22	0.08	16.20	0.10	16.20	0.14	97/02/01	3.1
196	RXS J11008+2839	15.70	0.07	15.74	0.10	15.74	0.12	15.87	0.19	97/02/22	3.4
		15.91	0.07	15.99	0.10	16.03	0.13	16.09	0.19	98/01/19	3.7
197	MARK 728	13.36	0.04	13.27	0.04	13.24	0.04	13.23	0.04	96/02/03	3.6
		13.21	0.22	13.10	0.23	13.15	0.16	13.19	0.08	97/12/25	3.6
198	TOL 1059+105	14.23	0.08	14.17	0.11	14.15	0.12	14.11	0.14	96/02/05	3.7
		14.23	0.03	14.13	0.04	14.08	0.05	14.07	0.07	97/12/27	3.8
199	1059.6+0157	–	–	–	–	–	–	–	–	–	–
		17.12	0.14	17.22	0.22	17.33	0.29	16.89	0.28	98/02/06	3.6
200	PKS 1103-006	15.40	0.09	15.37	0.12	15.18	0.13	14.79	0.12	96/02/12	3.7
		15.53	0.07	15.65	0.11	15.57	0.13	15.13	0.12	98/01/05	4.7
201	MC 1104+167	15.19	0.06	15.23	0.08	15.28	0.11	15.31	0.15	96/02/02	3.8
		15.15	0.05	15.23	0.05	15.22	0.07	15.25	0.09	98/01/19	3.7
202	PG 1112+431	15.84	0.12	16.64	0.39	–	–	–	–	96/02/11	3.8
203	PG 1114+445	13.97	0.01	13.94	0.02	13.91	0.03	13.86	0.03	96/02/10	3.3
204	PG 1115+407	14.33	0.05	14.24	0.06	14.21	0.06	14.19	0.08	96/02/12	3.7
		14.23	0.04	14.18	0.05	14.16	0.05	14.10	0.06	98/04/03	3.2
205	PG 1116+215	13.49	0.04	13.46	0.04	13.44	0.05	13.44	0.05	96/02/02	3.8
		13.63	0.03	13.59	0.03	13.58	0.03	13.56	0.05	98/01/06	3.7
206	MARK 734	13.31	0.07	13.25	0.10	13.23	0.10	13.24	0.11	96/02/05	3.7
		13.10	0.04	13.06	0.04	13.04	0.04	13.02	0.05	97/12/24	3.8
207	RXS J11240+3110	14.80	0.11	14.75	0.10	14.74	0.10	14.67	0.10	97/02/06	3.5

Table 2a-Continued.

Number	Name	J_7	σ_{J_7}	J_{10}	$\sigma_{J_{10}}$	J_{12}	$\sigma_{J_{12}}$	J_{15}	$\sigma_{J_{15}}$	date	FWHM''
208	PG 1121+422	14.98	0.06	14.94	0.08	14.95	0.09	14.97	0.12	96/02/12	3.7
209	A1 27	15.70	0.07	15.73	0.11	15.73	0.14	15.63	0.17	96/02/10	3.3
210	MARK 423	12.48	0.02	12.29	0.01	12.22	0.01	12.17	0.02	96/02/06	3.8
		12.47	0.02	12.27	0.02	12.24	0.02	12.23	0.02	98/01/02	3.8
211	US 2450	15.76	0.06	15.77	0.08	15.76	0.10	15.57	0.12	97/02/22	3.4
		15.83	0.08	15.84	0.08	15.82	0.09	15.56	0.10	98/01/24	4.2
212	MARK 1298	12.92	0.02	12.88	0.02	12.86	0.02	12.85	0.03	96/02/06	3.8
		12.97	0.07	12.96	0.06	12.96	0.05	12.97	0.05	98/01/24	4.2
213	MARK 1447	13.96	0.07	13.57	0.10	13.27	0.10	13.09	0.11	96/02/05	3.7
		13.85	0.04	13.54	0.05	13.14	0.04	13.06	0.06	97/12/24	3.8
214	B2 1128+31	14.85	0.04	14.76	0.04	14.67	0.05	14.60	0.06	96/02/01	3.8
215	3C 261	17.01	0.13	16.98	0.19	17.15	0.28	–	–	96/12/31	3.6
216	MARK 739E	12.23	0.02	12.00	0.01	11.92	0.01	11.86	0.02	96/02/06	3.8
217	MCG 06.26.012	13.63	0.07	13.33	0.10	13.22	0.10	13.16	0.11	96/02/05	3.7
		13.65	0.04	13.38	0.05	13.29	0.04	13.28	0.06	97/12/24	3.8
218	MARK 744	11.84	0.02	11.63	0.01	11.53	0.02	11.41	0.02	96/02/06	3.8
		11.82	0.07	11.60	0.06	11.49	0.05	11.37	0.05	98/01/24	4.2
219	WAS 26	13.89	0.04	13.83	0.04	13.80	0.05	13.82	0.06	96/02/02	3.8
		14.06	0.06	13.99	0.07	13.95	0.07	13.91	0.08	97/12/18	3.3
220	CG 855	13.41	0.07	13.23	0.10	13.15	0.10	13.10	0.11	96/02/05	3.7
		13.37	0.03	13.15	0.03	13.11	0.03	13.05	0.03	98/01/02	3.8
221	MS 11435-0411	14.90	0.04	14.81	0.04	14.78	0.05	14.71	0.07	97/02/11	4.7
222	MC 1146+111	16.37	0.07	16.23	0.09	16.19	0.11	16.07	0.14	96/12/08	3.6
		16.53	0.07	16.56	0.09	16.65	0.12	16.63	0.16	98/03/07	3.4
223	CBS 147	15.72	0.08	15.55	0.10	15.47	0.12	15.35	0.14	96/02/02	3.8
224	PG 1151+117	14.92	0.11	14.92	0.10	14.92	0.10	14.97	0.12	96/01/31	4.0
225	CBS 151	17.10	0.16	16.76	0.16	16.67	0.18	16.44	0.20	96/12/29	3.7
226	4C 29.45	14.12	0.04	14.10	0.05	14.05	0.06	14.10	0.08	98/01/02	3.8
227	GQ COM	14.63	0.11	14.56	0.10	14.53	0.10	14.53	0.10	96/01/31	4.0
		14.63	0.07	14.64	0.09	14.63	0.10	14.66	0.12	97/12/18	3.3
228	UGC 7064	12.25	0.05	12.02	0.05	11.93	0.05	11.86	0.06	96/02/12	3.7
		12.24	0.02	12.00	0.02	11.93	0.02	11.89	0.01	98/01/02	3.8
229	Q 1211+0848	16.48	0.08	16.54	0.13	16.58	0.17	16.60	0.24	96/12/08	3.6

Table 2a-Continued.

Number	Name	J_7	σ_{J_7}	J_{10}	$\sigma_{J_{10}}$	J_{12}	$\sigma_{J_{12}}$	J_{15}	$\sigma_{J_{15}}$	date	FWHM''
250	Q 1240+1746	16.59	0.10	16.46	0.13	16.38	0.14	15.83	0.12	96/12/31	3.6
		16.71	0.14	16.65	0.20	16.53	0.23	15.88	0.18	98/03/18	3.6
251	4C 45.26	16.76	0.12	17.06	0.22	17.12	0.30	17.25	0.46	96/12/21	3.0
		16.70	0.07	16.57	0.09	16.39	0.10	16.20	0.12	98/02/02	3.9
252	MS 12480-0600A	–	–	–	–	–	–	–	–	–	–
253	CSO 769	–	–	–	–	–	–	–	–	–	–
254	MS 12545+2209	–	–	–	–	–	–	–	–	–	–
255	MARK 783	14.20	0.02	14.18	0.03	14.18	0.03	14.21	0.05	96/02/06	3.8
256	US 272	–	–	–	–	–	–	–	–	–	–
257	3C 281	16.41	0.13	16.62	0.24	17.02	0.44	–	–	97/02/23	3.7
		16.25	0.07	16.25	0.10	16.23	0.12	16.26	0.17	98/01/30	3.3
258	MS 13061-0115	15.83	0.12	15.73	0.12	15.69	0.13	15.60	0.14	97/02/06	3.5
259	PG 1307+085	14.04	0.10	14.02	0.09	14.03	0.09	14.06	0.10	96/01/30	4.2
260	CSO 835	16.74	0.10	16.67	0.14	16.63	0.17	16.54	0.21	97/02/01	3.1
		16.53	0.13	16.35	0.14	16.23	0.15	16.15	0.17	97/02/06	3.5
261	B2 1308+32	16.08	0.10	16.01	0.14	15.87	0.15	15.78	0.19	96/02/01	3.8
262	PG 1309+355	13.99	0.04	13.94	0.04	13.94	0.05	13.90	0.06	96/02/02	3.8
		14.08	0.02	14.05	0.03	14.03	0.03	14.00	0.04	98/03/01	3.8
263	RXS J13129+2628	13.96	0.10	13.78	0.09	13.72	0.08	13.70	0.08	96/12/29	3.7
		14.09	0.02	13.91	0.02	13.86	0.02	13.84	0.02	98/01/29	3.7
264	Q 1316+0103	17.26	0.17	17.41	0.30	–	–	–	–	97/01/30	3.9
		16.92	0.11	17.02	0.17	16.98	0.21	16.90	0.26	98/02/10	3.3
265	MARK 1347	13.00	0.02	12.80	0.01	12.73	0.01	12.68	0.02	96/02/06	3.8
		13.01	0.02	12.82	0.02	12.76	0.01	12.72	0.01	98/01/26	3.9
266	Q 1326-0516	14.76	0.10	14.77	0.10	14.79	0.11	14.84	0.13	96/01/30	4.2
		14.71	0.06	14.78	0.06	14.80	0.07	14.85	0.08	98/01/31	3.7
267	MS 13285+3135	16.12	0.10	15.95	0.11	15.84	0.12	15.56	0.12	97/02/20	3.5
		16.76	0.23	16.68	0.31	–	–	–	–	98/01/24	4.2
268	Q 1330-0156	–	–	–	–	–	–	–	–	–	–
269	1333.3+2604	16.81	0.09	16.82	0.12	16.80	0.15	16.78	0.21	97/01/25	4.1
270	Q 1334-0232	16.60	0.08	16.49	0.10	16.27	0.11	15.26	0.06	97/02/22	3.4
271	IRAS 13349+2438	12.88	0.01	12.87	0.01	12.86	0.01	12.86	0.02	96/02/10	3.3
		12.84	0.07	12.81	0.05	12.80	0.05	12.79	0.05	98/01/24	4.2

Table 2a-Continued.

Number	Name	J_7	σ_{J_7}	J_{10}	$\sigma_{J_{10}}$	J_{12}	$\sigma_{J_{12}}$	J_{15}	$\sigma_{J_{15}}$	date	FWHM''
272	Q 1338-0030	16.04	0.08	16.11	0.14	16.22	0.20	16.47	0.34	97/02/23	3.7
		16.03	0.06	15.97	0.08	15.98	0.10	16.11	0.15	98/01/30	3.3
273	TON 730	14.12	0.02	14.10	0.02	14.11	0.03	14.16	0.05	96/02/06	3.8
		14.24	0.07	14.16	0.08	14.18	0.09	14.29	0.10	97/12/18	3.3
274	MARK 69	14.12	0.07	14.01	0.10	13.96	0.10	13.89	0.11	96/02/05	3.7
		14.45	0.04	14.42	0.04	14.40	0.05	14.41	0.07	98/03/02	3.3
275	1343.9+2828	17.41	0.20	17.86	0.46	17.41	0.39	16.36	0.21	97/01/27	4.1
276	MARK 662	13.35	0.02	13.32	0.02	13.31	0.02	13.31	0.03	96/02/06	3.8
		13.31	0.05	13.27	0.05	13.24	0.05	13.24	0.05	98/01/31	3.7
277	PG 1352+183	14.79	0.03	14.77	0.05	14.74	0.06	14.69	0.08	96/02/10	3.3
278	MARK 463E	12.70	0.02	12.48	0.01	12.41	0.01	12.37	0.02	96/02/06	3.8
		12.74	0.05	12.52	0.05	12.45	0.05	12.41	0.04	98/01/31	3.7
279	PG 1402+261	14.12	0.02	14.15	0.03	14.24	0.04	14.26	0.05	96/02/10	3.3
		14.46	0.03	14.48	0.03	14.54	0.04	14.60	0.06	98/01/26	3.9
280	PG 1404+226	14.54	0.03	14.48	0.04	14.49	0.05	14.48	0.06	96/02/10	3.3
		14.61	0.03	14.58	0.04	14.66	0.05	14.71	0.08	98/03/02	3.3
281	OQ 208	13.22	0.02	13.07	0.01	13.01	0.02	12.95	0.02	96/02/06	3.8
		13.37	0.02	13.21	0.02	13.16	0.02	13.11	0.02	98/01/26	3.9
282	Q 1404-0455	–	–	–	–	–	–	–	–	–	–
283	PG 1407+265	14.92	0.11	14.95	0.10	14.97	0.10	14.96	0.12	96/01/31	4.0
		14.79	0.04	14.75	0.05	14.71	0.06	14.65	0.08	98/02/12	3.8
284	PG 1411+442	13.33	0.01	13.31	0.01	13.31	0.02	13.30	0.02	96/02/10	3.3
		13.27	0.03	13.25	0.03	13.23	0.03	13.21	0.03	98/03/02	3.3
285	PG 1415+451	13.89	0.01	13.86	0.02	13.86	0.03	13.85	0.03	96/02/10	3.3
		13.94	0.03	13.94	0.03	13.93	0.03	13.91	0.04	98/03/02	3.3
286	NGC 5548	11.53	0.05	11.36	0.05	11.30	0.05	11.24	0.06	96/02/12	3.7
		11.52	0.05	11.36	0.05	11.30	0.05	11.24	0.04	98/01/31	3.7
287	H 1419+480	13.38	0.05	13.36	0.05	13.35	0.06	13.34	0.06	96/02/12	3.7
		13.29	0.03	13.29	0.03	13.28	0.03	13.28	0.03	98/03/02	3.3
288	MS 14201+2956	13.65	0.05	13.50	0.05	13.46	0.06	13.41	0.06	96/02/12	3.7
289	B2 1420+32	16.87	0.10	16.87	0.16	16.74	0.18	16.87	0.28	97/02/01	3.1
290	MARK 471	12.37	0.05	12.18	0.05	12.11	0.05	12.06	0.06	96/02/12	3.7
		12.41	0.02	12.23	0.02	12.16	0.02	12.11	0.03	98/03/02	3.3

Table 2a-Continued.

Number	Name	J_7	σ_{J_7}	J_{10}	$\sigma_{J_{10}}$	J_{12}	$\sigma_{J_{12}}$	J_{15}	$\sigma_{J_{15}}$	date	FWHM''
291	B 1422+231	13.79	0.02	13.74	0.02	13.72	0.02	13.70	0.02	97/02/19	3.1
		13.77	0.02	13.72	0.02	13.70	0.02	13.70	0.03	98/03/01	3.8
292	2E 1423+2008	14.70	0.03	14.67	0.05	14.65	0.06	14.64	0.08	96/02/10	3.3
		–	–	–	–	–	–	–	–	–	–
293	MARK 813	13.89	0.10	13.89	0.09	13.90	0.09	13.90	0.09	96/01/30	4.2
		13.83	0.02	13.80	0.02	13.76	0.03	13.74	0.04	98/02/08	3.5
294	B2 1425+26	14.96	0.10	14.99	0.10	14.96	0.11	14.90	0.12	96/01/30	4.2
		15.06	0.05	14.99	0.06	14.94	0.08	14.99	0.11	98/02/12	3.8
295	MARK 1383	13.06	0.01	13.01	0.01	13.00	0.02	12.99	0.02	96/02/22	3.4
		12.94	0.03	12.87	0.02	12.84	0.02	12.80	0.02	98/02/02	3.9
296	MARK 684	12.75	0.02	12.61	0.01	12.55	0.01	12.50	0.02	96/02/06	3.8
		12.81	0.02	12.67	0.02	12.61	0.01	12.56	0.01	98/01/26	3.9
297	MS 14315+0526	15.84	0.07	15.80	0.09	15.77	0.10	15.67	0.12	96/12/31	3.6
298	MARK 474	13.25	0.05	13.09	0.05	13.04	0.05	13.01	0.06	96/02/12	3.7
		13.33	0.02	13.18	0.02	13.13	0.02	13.10	0.02	98/03/01	3.8
299	PG 1435-067	14.61	0.03	14.65	0.05	14.69	0.06	14.82	0.10	96/02/22	3.4
300	MARK 478	13.05	0.01	13.02	0.01	13.02	0.01	13.02	0.02	96/02/10	3.3
		13.04	0.03	13.01	0.02	13.02	0.02	13.03	0.03	98/03/02	3.3
301	PG 1444+407	14.82	0.03	14.82	0.05	14.83	0.06	14.85	0.08	96/02/10	3.3
		14.56	0.06	14.47	0.07	14.37	0.08	14.26	0.09	96/04/05	4.3
302	Q 1446-0035	15.66	0.12	15.33	0.11	15.11	0.11	15.01	0.12	97/02/06	3.5
		16.02	0.05	15.71	0.06	15.54	0.06	15.49	0.08	98/03/15	4.1
303	PG 1448+273	13.58	0.01	13.52	0.02	13.51	0.02	13.45	0.03	96/02/10	3.3
		13.66	0.03	13.61	0.03	13.61	0.03	13.59	0.04	98/03/02	3.3
304	MS 14564+2147	14.71	0.06	14.58	0.06	14.56	0.08	14.48	0.09	96/02/12	3.7
		14.52	0.03	14.50	0.03	14.49	0.04	14.50	0.05	98/03/02	3.3
305	MS 15005+2552	15.77	0.04	15.78	0.06	15.80	0.07	15.86	0.10	97/02/19	3.1
306	MARK 841	12.88	0.05	12.81	0.05	12.79	0.05	12.78	0.06	96/02/12	3.7
		13.21	0.03	13.14	0.02	13.09	0.02	13.06	0.02	98/02/02	3.9
307	MARK 840	14.32	0.03	14.29	0.03	14.27	0.03	14.25	0.04	98/03/17	3.4
308	PKS 1509+022	15.67	0.05	15.55	0.06	15.29	0.06	14.81	0.05	97/02/24	2.9
		15.81	0.05	15.71	0.07	15.54	0.07	15.16	0.07	98/03/15	4.1
309	MS 15198-0633	14.10	0.02	14.00	0.03	13.94	0.03	13.91	0.04	96/02/22	3.4
		13.97	0.05	13.91	0.05	13.90	0.05	13.87	0.05	98/03/07	3.4

Table 2a-Continued.

Number	Name	J_7	σ_{J_7}	J_{10}	$\sigma_{J_{10}}$	J_{12}	$\sigma_{J_{12}}$	J_{15}	$\sigma_{J_{15}}$	date	FWHM''
310	LB 9695	17.29	0.16	17.20	0.22	17.20	0.29	16.91	0.31	97/01/30	3.9
		17.08	0.10	17.03	0.14	16.88	0.16	16.69	0.18	98/03/17	3.4
311	OR 139	16.56	0.12	16.70	0.17	16.80	0.23	16.91	0.34	97/01/28	3.2
		16.36	0.10	16.22	0.13	16.19	0.14	16.15	0.18	98/02/06	3.6
312	QNZ5:02	15.69	0.05	15.55	0.07	15.28	0.07	15.07	0.08	97/02/23	3.7
		15.64	0.09	15.40	0.10	15.12	0.10	14.86	0.11	98/02/12	3.8
313	MARK 1098	13.03	0.01	12.90	0.01	12.86	0.01	12.84	0.02	96/02/10	3.3
		12.95	0.02	12.82	0.02	12.78	0.02	12.74	0.02	98/02/02	3.9
314	NGC 5940	12.95	0.01	12.63	0.01	12.50	0.02	12.40	0.02	96/02/22	3.4
		12.92	0.05	12.61	0.05	12.47	0.05	12.35	0.04	98/01/31	3.7
315	KUV 15524+2153	15.80	0.05	15.69	0.07	15.64	0.08	15.56	0.10	97/02/22	3.4
		15.80	0.06	15.70	0.07	15.74	0.08	15.81	0.11	98/03/16	4.1
316	MS 16118-0323	16.09	0.07	16.15	0.11	15.82	0.11	15.18	0.09	98/04/03	3.2
317	MARK 877	14.42	0.04	14.42	0.05	14.43	0.06	14.47	0.08	98/04/03	3.2
318	PG 1634+706	13.43	0.03	13.43	0.02	13.44	0.02	13.43	0.02	97/02/22	3.4
		13.42	0.05	13.43	0.05	13.42	0.05	13.42	0.05	98/03/07	3.4
319	RXS J16446+2619	15.70	0.06	15.75	0.08	15.75	0.10	15.78	0.14	97/02/11	4.7
		15.53	0.05	15.48	0.06	15.43	0.06	15.31	0.07	98/03/16	4.1
320	TEX 1652+151	15.66	0.10	15.54	0.10	15.45	0.10	15.30	0.11	97/02/20	3.5
		15.57	0.05	15.46	0.06	15.43	0.07	15.26	0.08	98/03/16	4.1
321	2E 1654+3514	–	–	–	–	–	–	–	–	–	–
		16.51	0.10	16.31	0.11	16.16	0.12	15.80	0.12	98/03/18	3.6
322	PKS 1725+044	15.43	0.05	15.30	0.06	15.18	0.06	15.01	0.07	98/04/03	3.2
323	PKS 1739+18C	14.93	0.05	14.93	0.06	14.90	0.07	14.94	0.09	97/02/24	2.9
		14.97	0.06	14.96	0.07	14.99	0.08	14.97	0.10	98/03/07	3.4
324	TEX 1750+175	15.80	0.07	15.72	0.09	15.61	0.10	15.78	0.16	98/04/03	3.2
325	OX 169	14.95	0.07	14.99	0.12	14.94	0.14	14.87	0.18	98/01/16	3.7
326	PG 2233+134	15.91	0.14	15.86	0.21	15.91	0.27	15.93	0.38	98/01/21	4.1
327	PB 5155	16.11	0.07	16.22	0.12	16.50	0.19	17.01	0.43	96/12/23	4.1
328	3C 459.0	15.44	0.07	15.42	0.10	15.36	0.12	15.30	0.16	97/12/31	3.8
329	Q 2350-007B	16.58	0.07	16.55	0.11	16.65	0.15	16.47	0.18	97/01/02	3.4
330	PB 5577	–	–	–	–	–	–	–	–	–	–
		16.29	0.09	16.34	0.15	16.29	0.18	16.12	0.21	97/12/27	3.8

Table 2a-Continued.

Number	Name	J_7	σ_{J_7}	J_{10}	$\sigma_{J_{10}}$	J_{12}	$\sigma_{J_{12}}$	J_{15}	$\sigma_{J_{15}}$	date	FWHM''
331	Q 2352+0025	15.58	0.05	15.52	0.06	15.46	0.07	15.47	0.09	96/12/23	4.1
		15.60	0.06	15.51	0.09	15.56	0.11	15.71	0.18	97/12/31	3.8

Note. — The number in the subscript corresponds to the aperture radius in unit of pixel. The pixel scale in this study is $1.07'' \text{pix}^{-1}$.

Table 2b. Photometry data in the H band.

Number	Name	H_7	σ_{H_7}	H_{10}	$\sigma_{H_{10}}$	H_{12}	$\sigma_{H_{12}}$	H_{15}	$\sigma_{H_{15}}$	date	FWHM''
1	PB 5669	15.45	0.10	15.29	0.13	15.26	0.16	15.13	0.20	96/12/03	3.2
		15.81	0.23	15.15	0.19	14.87	0.19	14.63	0.21	98/01/05	4.1
2	Q 2357+019A	16.41	0.27	16.21	0.34	16.37	0.50	–	–	96/12/02	3.3
3	PB 5677	16.16	0.12	16.27	0.20	16.10	0.22	15.87	0.25	97/01/06	4.1
4	PB 5723	15.03	0.10	15.13	0.17	15.22	0.24	14.99	0.27	96/12/22	3.4
5	PB 5853	15.31	0.11	15.18	0.14	15.11	0.17	15.06	0.23	96/12/03	3.2
		–	–	–	–	–	–	–	–	–	–
6	Q 0019+0022B	–	–	–	–	–	–	–	–	–	–
7	PB 5932	15.16	0.09	15.26	0.14	15.35	0.20	15.30	0.27	96/12/01	4.3
		15.11	0.07	15.04	0.11	15.04	0.14	14.90	0.17	98/01/26	3.6
8	MS 00377-0156	15.34	0.10	15.43	0.16	15.31	0.18	15.39	0.28	96/12/03	3.2
		15.32	0.08	15.18	0.11	14.93	0.12	14.66	0.13	98/01/06	3.6
9	Q 0057+0000	15.63	0.16	15.67	0.24	15.85	0.36	15.77	0.47	96/12/02	3.3
10	Q 0058+0218	15.83	0.14	15.27	0.13	15.17	0.15	15.05	0.18	96/12/02	3.3
11	PHL 964	15.84	0.10	15.65	0.12	15.71	0.17	15.66	0.22	96/12/23	3.9
12	Q 0110-0047	16.16	0.14	16.25	0.24	16.36	0.34	16.41	0.49	97/01/20	3.4
13	B2 0110+29	15.69	0.14	16.11	0.30	–	–	–	–	96/12/02	3.3
14	PKS 0130+24	15.31	0.09	15.28	0.14	15.15	0.16	15.34	0.26	96/12/01	4.3
		15.30	0.07	15.15	0.09	15.09	0.11	15.13	0.16	98/01/21	4.1
15	UM 341	14.83	0.06	14.86	0.09	14.98	0.13	15.05	0.20	96/12/01	4.3
		14.78	0.07	14.90	0.12	14.95	0.16	15.13	0.25	97/12/27	3.5
16	3C 47.0	15.21	0.06	15.15	0.07	15.22	0.10	15.19	0.14	96/12/23	3.9
17	PHL 1070	13.89	0.04	13.80	0.04	13.77	0.05	13.69	0.06	96/12/03	3.2
18	PHL 1093	14.40	0.06	14.46	0.09	14.48	0.10	14.47	0.13	96/12/02	3.3
19	KUV 01507-0744	14.77	0.10	14.63	0.12	14.33	0.12	14.04	0.13	97/12/31	3.6
20	PHL 1226	14.92	0.06	14.75	0.08	14.70	0.10	14.62	0.12	96/12/01	4.3
		14.91	0.06	14.79	0.08	14.76	0.10	14.68	0.12	98/01/16	3.5
21	UM 381	15.01	0.10	15.09	0.16	15.09	0.21	15.17	0.31	96/12/08	3.6
		15.00	0.08	15.05	0.12	15.16	0.17	15.20	0.24	98/01/04	3.9
22	UM 153	14.80	0.08	14.81	0.12	14.73	0.14	14.51	0.16	96/12/08	3.6
		14.98	0.08	15.08	0.13	15.04	0.16	14.98	0.21	98/01/05	4.1
23	MARK 1018	11.45	0.02	11.28	0.02	11.22	0.02	11.17	0.02	96/02/11	3.6
		11.55	0.02	11.41	0.02	11.35	0.03	11.37	0.03	98/01/05	4.1

Table 2b-Continued.

Number	Name	H_7	σ_{H_7}	H_{10}	$\sigma_{H_{10}}$	H_{12}	$\sigma_{H_{12}}$	H_{15}	$\sigma_{H_{15}}$	date	FWHM''
48	Q 0300-0018	16.71	0.27	–	–	15.75	0.22	12.96	0.03	97/01/30	3.4
49	US 3605	15.26	0.10	15.54	0.20	15.73	0.31	–	–	96/12/08	3.6
50	Q 0305+0222	15.31	0.09	14.92	0.09	14.79	0.10	14.61	0.12	96/12/02	3.3
		15.68	0.09	15.45	0.11	15.48	0.14	15.55	0.19	98/02/09	3.8
51	PKS 0306+102	–	–	–	–	–	–	–	–	–	–
		17.10	0.23	–	–	–	–	–	–	98/01/26	3.6
52	Q 0307-0015	15.55	0.14	15.12	0.15	14.91	0.15	14.73	0.18	96/12/08	3.6
53	PKS 0310+013	–	–	–	–	–	–	–	–	–	–
54	MS 03120+1405	15.71	0.14	15.36	0.16	15.17	0.17	15.02	0.20	96/12/09	3.2
		16.02	0.08	16.03	0.13	16.00	0.16	16.20	0.27	98/01/29	3.5
55	Q 0313+0126	–	–	–	–	–	–	–	–	–	–
56	B2 0321+33	12.58	0.03	12.54	0.05	12.52	0.06	12.53	0.07	96/02/05	3.6
		12.74	0.03	12.65	0.04	12.60	0.04	12.60	0.05	98/01/05	4.1
57	PKS 0336-01	14.86	0.07	14.88	0.11	14.81	0.13	14.80	0.18	97/02/24	2.8
58	KUV 03399-0014	15.26	0.10	15.03	0.13	14.95	0.15	14.83	0.19	96/12/08	3.6
59	3C 93.0	15.15	0.06	15.05	0.08	15.00	0.10	14.85	0.12	97/02/04	4.0
		15.13	0.08	14.99	0.10	14.92	0.12	14.86	0.16	98/01/05	4.1
60	MS 03419+0451	16.06	0.13	15.84	0.17	15.68	0.19	15.46	0.21	97/02/01	3.0
61	PKS 0353+027	15.67	0.07	15.51	0.09	15.42	0.10	15.19	0.12	97/01/22	3.3
		15.55	0.08	15.54	0.12	15.48	0.14	15.36	0.18	98/01/16	3.5
62	MS 03574+1046	14.10	0.03	14.11	0.05	14.10	0.07	14.12	0.09	96/12/01	4.3
		13.87	0.06	13.93	0.08	13.92	0.10	13.85	0.13	97/12/24	3.6
63	3C 109.0	13.55	0.03	13.53	0.03	13.54	0.04	13.55	0.05	97/02/19	3.8
64	MS 04124-0802	12.12	0.04	12.08	0.03	12.07	0.03	12.07	0.03	96/02/06	3.8
		11.90	0.01	11.90	0.03	11.89	0.04	11.88	0.04	97/12/27	3.5
65	3C 110	14.68	0.10	14.48	0.13	14.45	0.16	14.39	0.20	96/02/02	3.6
		14.86	0.09	14.83	0.12	14.87	0.16	15.02	0.24	97/12/31	3.6
66	PKS 0420-01	14.29	0.05	14.40	0.08	14.40	0.10	14.47	0.14	96/12/08	3.6
		15.40	0.21	15.46	0.34	15.38	0.40	15.14	0.45	97/12/24	3.6
67	3C 120	11.33	0.03	11.25	0.05	11.22	0.05	11.18	0.06	96/02/05	3.6
		11.29	0.01	11.21	0.02	11.18	0.04	11.17	0.03	97/12/27	3.5
68	IRAS 04448-0513	12.19	0.03	12.13	0.05	12.10	0.05	12.07	0.06	96/02/05	3.6
		12.25	0.02	12.17	0.03	12.14	0.05	12.08	0.05	97/12/27	3.5

Table 2b-Continued.

Number	Name	H_7	σ_{H_7}	H_{10}	$\sigma_{H_{10}}$	H_{12}	$\sigma_{H_{12}}$	H_{15}	$\sigma_{H_{15}}$	date	FWHM''
69	Q 0446+0130	16.35	0.12	16.06	0.15	15.93	0.17	15.62	0.18	97/01/20	3.4
		–	–	–	–	–	–	–	–	–	–
70	NGC 1685	12.17	0.02	11.98	0.02	11.92	0.03	11.84	0.03	96/02/12	3.4
71	UGC 3223	11.48	0.04	11.20	0.02	11.07	0.02	10.93	0.02	96/02/06	3.8
		11.38	0.01	11.14	0.02	11.02	0.04	10.90	0.03	97/12/27	3.5
72	2E 0507+1626	11.89	0.04	11.78	0.02	11.73	0.02	11.64	0.02	96/02/06	3.8
		11.92	0.02	11.82	0.03	11.78	0.04	11.77	0.04	97/12/27	3.5
73	3C 135.0	14.28	0.09	14.16	0.09	14.06	0.10	13.89	0.10	96/12/07	3.0
		14.28	0.05	14.23	0.06	14.21	0.07	14.12	0.09	97/12/31	3.6
74	AKN 120	10.93	0.03	10.87	0.05	10.85	0.05	10.83	0.06	96/02/05	3.6
		10.84	0.01	10.78	0.02	10.77	0.02	10.78	0.04	98/01/06	3.6
75	1E 0514-0030	14.14	0.07	13.99	0.10	14.04	0.13	14.14	0.19	96/02/11	3.6
		14.46	0.08	14.57	0.14	14.56	0.18	14.57	0.24	97/12/24	3.6
76	3C 138.0	–	–	–	–	–	–	–	–	–	–
		16.38	0.12	16.60	0.23	16.23	0.21	14.51	0.06	98/01/24	3.8
77	3C 147.0	14.68	0.07	14.76	0.09	14.73	0.11	14.76	0.14	96/12/21	3.0
		14.67	0.05	14.63	0.07	14.60	0.08	14.55	0.10	98/01/05	4.1
78	4C 16.14	–	–	–	–	–	–	–	–	–	–
		16.30	0.16	15.93	0.17	15.38	0.13	14.98	0.13	98/02/08	3.2
79	MCG 08.11.11	11.02	0.04	10.84	0.04	10.74	0.04	10.63	0.04	96/02/03	3.3
		10.64	0.01	10.53	0.02	10.48	0.02	10.44	0.04	98/01/06	3.6
80	OH-010	12.68	0.02	12.66	0.02	12.66	0.02	12.67	0.02	97/01/25	3.9
81	3C 154.0	14.56	0.09	14.60	0.11	14.62	0.13	14.57	0.17	96/12/09	3.2
		14.44	0.06	14.47	0.08	14.44	0.10	14.26	0.12	97/12/31	3.6
82	MC 0657+176	–	–	–	–	–	–	–	–	–	–
		16.65	0.14	16.59	0.20	16.41	0.22	15.72	0.17	98/02/06	3.4
83	3C 175.0	14.09	0.05	13.30	0.05	13.03	0.04	12.95	0.05	96/11/29	3.4
		13.80	0.04	13.17	0.03	12.96	0.04	12.86	0.04	98/01/04	3.9
84	B2 0709+37	14.44	0.07	14.49	0.11	14.44	0.13	14.38	0.17	96/02/02	3.6
		14.34	0.05	14.23	0.07	14.28	0.09	14.34	0.13	98/01/05	4.1
85	MARK 376	11.69	0.04	11.65	0.04	11.64	0.04	11.64	0.04	96/02/03	3.3
		11.85	0.02	11.80	0.02	11.78	0.03	11.78	0.03	98/01/05	4.1
86	B3 0729+391	16.67	0.19	16.65	0.29	16.86	0.45	–	–	97/01/30	3.4
87	S4 0731+47	15.85	0.11	15.85	0.16	16.08	0.25	–	–	97/01/28	2.9

Table 2b-Continued.

Number	Name	H_7	σ_{H_7}	H_{10}	$\sigma_{H_{10}}$	H_{12}	$\sigma_{H_{12}}$	H_{15}	$\sigma_{H_{15}}$	date	FWHM''
88	PKS 0736+01	13.64	0.09	13.54	0.08	13.54	0.10	13.53	0.12	96/01/31	4.1
		13.77	0.07	13.83	0.09	13.92	0.13	13.89	0.17	97/12/18	3.1
89	OI 363	15.02	0.16	15.06	0.23	14.90	0.25	14.60	0.26	96/01/31	4.1
		14.81	0.05	14.76	0.07	14.64	0.08	14.39	0.09	98/01/06	3.6
90	MARK 79	11.18	0.01	11.08	0.01	11.02	0.03	10.98	0.02	97/12/25	3.6
91	B2 0742+31	13.88	0.05	13.83	0.05	13.73	0.05	13.58	0.06	96/01/24	3.4
		13.83	0.05	13.92	0.08	13.92	0.10	13.87	0.13	97/12/24	3.6
92	PKS 0743-006	14.29	0.07	12.50	0.05	11.00	0.05	10.56	0.06	96/12/02	3.3
93	GC 0742+33	15.66	0.11	15.56	0.14	15.50	0.16	15.37	0.20	96/12/21	3.0
		15.77	0.07	15.61	0.09	15.40	0.09	15.25	0.11	98/01/21	4.1
94	RXS J07491+2842	15.19	0.08	15.11	0.11	15.14	0.15	15.07	0.19	96/12/08	3.6
95	RXS J07498+3454	14.41	0.06	14.34	0.08	14.40	0.10	14.39	0.14	96/12/03	3.2
		14.25	0.05	14.19	0.07	14.22	0.09	14.39	0.14	98/01/05	4.1
96	PKS 0748+126	15.14	0.05	15.19	0.08	15.18	0.10	15.16	0.14	97/01/26	3.9
		15.61	0.11	15.57	0.16	15.52	0.20	15.36	0.24	98/01/16	3.5
97	MARK 382	12.59	0.04	12.46	0.04	12.42	0.04	12.38	0.05	96/02/03	3.3
98	B2 0752+25A	14.81	0.13	14.79	0.17	14.86	0.23	15.11	0.39	96/01/31	4.1
		14.87	0.07	15.00	0.11	15.08	0.15	15.27	0.24	97/12/31	3.6
99	B3 0754+394	12.01	0.04	11.99	0.03	11.98	0.03	11.98	0.03	96/01/24	3.4
		12.10	0.02	12.10	0.03	12.11	0.03	12.14	0.04	98/01/05	4.1
100	KUV 07549+4228	14.21	0.09	14.15	0.13	14.12	0.16	14.21	0.23	97/12/25	3.6
101	UGC 4155	11.40	0.04	11.23	0.02	11.18	0.02	11.14	0.02	96/02/06	3.8
		11.41	0.02	11.24	0.02	11.18	0.03	11.13	0.02	97/12/24	3.6
102	MARK 1210	11.57	0.03	11.36	0.05	11.27	0.05	11.21	0.06	96/02/05	3.6
		11.58	0.02	11.38	0.02	11.31	0.02	11.27	0.02	98/01/05	4.1
103	MS 08019+2129	13.49	0.04	13.43	0.04	13.41	0.04	13.42	0.05	96/01/24	3.4
		13.48	0.05	13.42	0.06	13.37	0.08	13.41	0.11	97/12/18	3.1
104	3C 192.0	12.92	0.03	12.80	0.03	12.70	0.03	12.42	0.03	96/12/03	3.2
		12.94	0.05	12.78	0.05	12.70	0.05	12.49	0.06	97/12/18	3.1
105	MS 08080+4840	16.48	0.18	16.51	0.28	16.35	0.31	16.35	0.43	96/12/31	3.2
		16.19	0.10	16.12	0.14	16.33	0.22	16.37	0.32	98/02/10	3.3
106	3C 196.0	15.45	0.07	15.37	0.09	15.31	0.11	15.38	0.16	97/02/01	3.0
107	B2 0810+32	–	–	–	–	–	–	–	–	–	–
108	PKS 0812+02	14.73	0.10	14.57	0.11	14.35	0.11	14.29	0.13	96/12/07	3.0

Table 2b-Continued.

Number	Name	H_7	σ_{H_7}	H_{10}	$\sigma_{H_{10}}$	H_{12}	$\sigma_{H_{12}}$	H_{15}	$\sigma_{H_{15}}$	date	FWHM''
109	RX J08166+2941	15.66	0.18	15.97	0.35	–	–	–	–	96/12/07	3.0
		–	–	–	–	–	–	–	–	–	–
110	3C 197	15.98	0.10	16.13	0.18	16.10	0.22	16.45	0.43	97/01/26	3.9
		15.77	0.07	15.50	0.08	15.37	0.09	15.08	0.10	98/01/26	3.6
111	RXS J08223+3305	14.89	0.08	14.92	0.11	14.86	0.13	14.40	0.12	97/02/20	3.3
		15.02	0.06	15.07	0.10	15.09	0.12	14.48	0.10	98/01/16	3.5
112	KUV 08217+4235	14.40	0.06	14.35	0.08	14.37	0.10	14.22	0.11	96/11/29	3.4
		14.24	0.06	14.19	0.07	14.16	0.09	14.09	0.12	97/12/31	3.6
113	4C 44.17	16.25	0.14	16.14	0.20	15.90	0.20	15.66	0.22	97/01/27	3.9
		16.40	0.12	16.38	0.18	16.28	0.21	15.99	0.22	98/02/09	3.8
114	KUV 08267+4027	15.49	0.13	15.58	0.22	15.95	0.39	–	–	96/11/29	3.4
115	B2 0827+24	15.30	0.13	14.95	0.14	14.78	0.14	14.56	0.16	96/12/07	3.0
		14.79	0.04	14.77	0.06	14.83	0.08	14.67	0.09	98/01/16	3.5
116	PG 0832+251	13.82	0.05	13.78	0.05	13.77	0.05	13.74	0.06	96/01/24	3.4
		13.67	0.05	13.79	0.08	13.86	0.11	14.11	0.18	97/12/24	3.6
117	OJ 256	–	–	–	–	–	–	–	–	–	–
118	US 1329	14.09	0.05	14.01	0.07	13.89	0.08	13.75	0.10	96/02/02	3.6
		14.01	0.07	13.96	0.10	13.85	0.12	13.74	0.15	97/12/25	3.6
119	MARK 1218	11.57	0.03	11.35	0.05	11.26	0.05	11.18	0.06	96/02/05	3.6
		11.51	0.03	11.33	0.02	11.27	0.03	11.22	0.03	97/12/24	3.6
120	Q 0835+4744	–	–	–	–	–	–	–	–	–	–
121	3C 207.0	15.68	0.09	15.45	0.10	15.37	0.12	15.10	0.13	96/12/23	3.9
122	KUV 08377+4136	16.06	0.21	16.36	0.44	–	–	–	–	96/12/22	3.4
		15.82	0.07	15.58	0.08	15.46	0.10	15.26	0.11	98/02/08	3.2
123	PG 0844+349	12.61	0.02	12.58	0.03	12.58	0.03	12.60	0.04	96/02/02	3.6
		12.61	0.03	12.59	0.04	12.60	0.05	12.67	0.06	97/12/24	3.6
124	55W 179	–	–	–	–	–	–	–	–	–	–
		16.60	0.24	14.74	0.09	14.46	0.09	14.35	0.10	98/03/18	3.5
125	CSO 2	15.27	0.12	15.32	0.17	15.37	0.22	15.41	0.31	96/12/07	3.0
		15.12	0.05	14.97	0.07	14.94	0.09	14.87	0.12	98/01/06	3.6
126	US 1742	16.17	0.21	16.40	0.39	–	–	–	–	96/12/02	3.3
127	LB 8741	–	–	–	–	–	–	–	–	–	–
		15.98	0.10	16.08	0.16	16.12	0.21	15.90	0.24	98/01/24	3.8
128	MS 08475+2813	16.04	0.19	15.75	0.23	15.69	0.27	15.45	0.30	96/12/09	3.2

Table 2b-Continued.

Number	Name	H_7	σ_{H_7}	H_{10}	$\sigma_{H_{10}}$	H_{12}	$\sigma_{H_{12}}$	H_{15}	$\sigma_{H_{15}}$	date	FWHM''
129	US 1786	15.51	0.12	15.48	0.18	15.37	0.21	15.28	0.27	96/12/22	3.4
		15.65	0.08	15.77	0.13	16.02	0.21	16.23	0.36	98/01/21	4.1
130	MS 08495+0805	12.82	0.03	12.70	0.03	12.62	0.04	12.25	0.03	96/02/11	3.6
131	MS 08498+2820	15.99	0.10	16.01	0.16	16.11	0.22	16.15	0.31	97/02/19	3.8
		15.93	0.08	15.88	0.11	15.83	0.13	15.69	0.16	98/01/30	3.2
132	MS 08502+2825	15.97	0.16	15.75	0.20	15.45	0.20	14.67	0.14	96/12/02	3.3
		16.08	0.09	16.09	0.13	16.09	0.17	15.02	0.09	98/01/29	3.5
133	US 1867	14.55	0.09	14.30	0.11	14.45	0.16	14.75	0.29	96/02/07	3.6
		14.51	0.07	14.44	0.11	14.46	0.14	14.52	0.20	97/12/25	3.6
134	MARK 391	11.34	0.04	11.15	0.02	11.08	0.02	11.03	0.02	96/02/06	3.8
135	NGC 2683 U1	16.20	0.19	16.15	0.27	15.93	0.29	15.65	0.31	96/12/08	3.6
		15.72	0.14	15.51	0.17	15.28	0.17	15.12	0.20	98/01/19	3.5
136	LB 8948	14.30	0.09	14.26	0.09	14.14	0.10	14.13	0.12	96/12/07	3.0
		14.35	0.10	14.37	0.15	14.23	0.16	14.15	0.21	97/12/24	3.6
137	LB 8960	–	–	–	–	–	–	–	–	–	–
		15.77	0.07	15.71	0.11	15.67	0.13	15.66	0.18	98/01/30	3.2
138	US 2068	–	–	–	–	–	–	–	–	–	–
		15.47	0.08	15.33	0.10	15.21	0.11	15.09	0.14	98/01/21	4.1
139	KUV 09012+4019	15.12	0.10	15.18	0.17	15.19	0.22	15.19	0.30	97/02/22	3.3
		15.09	0.05	15.11	0.08	15.03	0.10	14.79	0.11	98/04/03	3.1
140	US 44	13.96	0.04	13.42	0.03	12.97	0.03	12.84	0.03	97/02/11	4.1
		13.93	0.04	13.43	0.04	12.92	0.04	12.88	0.05	97/12/27	3.5
141	1E 0906+4254	15.57	0.12	15.29	0.13	15.21	0.14	15.00	0.16	96/12/30	3.0
		15.56	0.06	15.40	0.08	15.29	0.09	15.18	0.11	98/03/02	3.2
142	4C 05.38	14.81	0.08	14.73	0.11	14.73	0.13	14.51	0.15	96/12/02	3.3
		14.86	0.09	15.27	0.21	15.55	0.35	15.53	0.47	98/01/02	3.5
143	MARK 704	11.36	0.04	11.27	0.04	11.24	0.04	11.21	0.04	96/02/03	3.3
		11.50	0.03	11.39	0.02	11.34	0.03	11.33	0.03	97/12/24	3.6
144	RXS J09189+3016	15.35	0.11	15.30	0.16	15.15	0.17	14.97	0.20	97/02/20	3.3
		15.12	0.09	14.96	0.12	14.86	0.14	14.62	0.15	98/01/26	3.6
145	RX J09190+3502B	–	–	–	–	–	–	–	–	–	–
146	E 0917+341	15.69	0.12	15.44	0.15	15.32	0.18	15.26	0.23	97/02/23	3.5
		15.68	0.08	15.61	0.11	15.55	0.13	15.35	0.15	98/03/02	3.2
147	RX J09249+2527	15.17	0.11	15.21	0.16	15.14	0.19	15.18	0.26	96/12/09	3.2

Table 2b-Continued.

Number	Name	H_7	σ_{H_7}	H_{10}	$\sigma_{H_{10}}$	H_{12}	$\sigma_{H_{12}}$	H_{15}	$\sigma_{H_{15}}$	date	FWHM''
148	PG 0923+201	13.32	0.03	13.19	0.04	13.09	0.04	12.97	0.05	96/02/01	3.7
		13.21	0.04	13.10	0.05	13.07	0.07	13.03	0.09	97/12/25	3.6
149	MARK 705	11.55	0.04	11.49	0.02	11.44	0.02	11.38	0.02	96/02/06	3.8
		11.70	0.03	11.61	0.03	11.56	0.03	11.50	0.03	97/12/24	3.6
150	B2 0923+39	14.93	0.09	13.58	0.07	12.17	0.06	12.00	0.06	96/12/21	3.0
		14.53	0.06	13.25	0.03	12.33	0.02	12.04	0.02	98/03/15	3.9
151	RX J09273+3045	16.57	0.19	16.32	0.24	16.35	0.32	16.25	0.40	96/12/08	3.6
152	MS 09309+2128	13.91	0.04	13.86	0.06	13.88	0.08	14.03	0.13	96/11/30	4.0
		13.70	0.03	13.63	0.04	13.62	0.06	13.64	0.07	97/12/27	3.5
153	US 737	14.25	0.06	14.21	0.09	14.17	0.10	14.08	0.13	96/02/02	3.6
		14.46	0.07	14.35	0.09	14.28	0.11	14.26	0.15	97/12/27	3.5
154	MARK 707	13.29	0.04	13.18	0.05	13.13	0.05	13.11	0.06	96/02/03	3.3
		13.53	0.05	13.43	0.07	13.35	0.08	13.25	0.10	97/12/24	3.6
155	TON 1078	14.93	0.11	15.02	0.19	15.34	0.32	15.39	0.47	96/02/02	3.6
		14.70	0.07	14.58	0.10	14.43	0.11	14.33	0.14	98/01/05	4.1
156	PG 0936+396	15.60	0.17	15.26	0.19	14.93	0.18	14.88	0.24	96/02/02	3.6
		15.90	0.11	16.18	0.22	16.35	0.33	–	–	98/02/12	3.6
157	US 822	15.54	0.11	15.41	0.14	15.45	0.18	15.29	0.21	96/12/09	3.2
		15.65	0.07	15.65	0.10	15.77	0.15	15.72	0.19	98/01/26	3.6
158	MS 09398+0952	15.55	0.08	15.46	0.11	15.49	0.14	15.48	0.19	97/01/31	3.3
159	HS 0940+4820	15.95	0.19	15.65	0.21	15.58	0.24	15.35	0.26	96/12/29	3.7
		16.58	0.19	16.43	0.26	16.17	0.26	15.99	0.31	98/01/29	3.5
160	2E 0944+4629	15.95	0.09	15.04	0.06	14.98	0.07	14.92	0.09	97/01/02	3.4
		15.93	0.08	14.97	0.06	14.78	0.06	14.64	0.08	98/02/10	3.3
161	US 995	14.21	0.05	14.08	0.07	13.96	0.08	13.65	0.08	96/02/10	3.2
		14.51	0.06	14.61	0.11	14.60	0.14	14.33	0.14	97/12/27	3.5
162	HS 0946+4845	15.44	0.12	15.27	0.16	15.18	0.19	15.02	0.23	96/11/29	3.4
		15.40	0.06	15.35	0.08	15.42	0.10	15.42	0.14	98/02/10	3.3
163	MARK 1239	10.61	0.02	10.60	0.01	10.60	0.02	10.61	0.02	96/02/12	3.4
164	US 1107	14.78	0.07	14.89	0.12	14.87	0.15	14.88	0.21	96/11/29	3.4
		14.63	0.05	14.70	0.09	14.64	0.10	14.74	0.15	98/01/16	3.5
165	PG 0953+415	13.64	0.04	13.62	0.05	13.60	0.06	13.66	0.09	96/02/02	3.6
		13.52	0.06	13.39	0.06	13.52	0.09	13.51	0.12	97/12/18	3.1

Table 2b-Continued.

Number	Name	H_7	σ_{H_7}	H_{10}	$\sigma_{H_{10}}$	H_{12}	$\sigma_{H_{12}}$	H_{15}	$\sigma_{H_{15}}$	date	FWHM''
166	3C 232	14.38	0.07	14.38	0.10	14.42	0.13	14.29	0.16	96/02/02	3.6
		14.27	0.05	14.20	0.07	14.19	0.09	14.17	0.11	98/01/05	4.1
167	NGC 3080	12.20	0.04	12.03	0.04	11.98	0.04	11.93	0.04	96/02/03	3.3
		12.29	0.03	12.10	0.03	12.04	0.03	11.99	0.03	97/12/24	3.6
168	IRAS 09595-0755	12.56	0.02	12.29	0.03	12.15	0.03	12.03	0.03	96/02/11	3.6
		12.53	0.03	12.30	0.03	12.19	0.04	12.09	0.05	97/12/25	3.6
169	KUV 09597+3343	16.03	0.23	15.65	0.24	15.64	0.31	15.64	0.43	97/02/22	3.3
170	KUV 10000+3255	–	–	–	–	–	–	–	–	–	–
		16.02	0.08	16.00	0.12	16.07	0.16	16.04	0.22	98/02/06	3.4
171	TON 28	13.94	0.04	13.95	0.07	14.01	0.09	14.12	0.13	96/02/02	3.6
172	PG 1001+05	14.35	0.06	14.31	0.09	14.36	0.12	14.39	0.17	96/02/10	3.2
		14.84	0.14	14.83	0.21	15.08	0.34	–	–	97/12/24	3.6
173	PKS 1004+13	13.48	0.03	13.45	0.04	13.45	0.05	13.43	0.07	96/02/01	3.7
		13.57	0.05	13.52	0.06	13.57	0.08	13.58	0.11	97/12/18	3.1
174	RXS J10079+4918	14.79	0.06	14.92	0.09	14.93	0.11	14.92	0.15	97/02/20	3.3
		15.08	0.07	15.05	0.09	15.02	0.11	14.97	0.14	98/01/19	3.5
175	TON 488	14.53	0.12	14.58	0.16	14.53	0.19	14.61	0.28	96/01/30	4.0
		14.74	0.07	14.71	0.09	14.66	0.10	14.65	0.14	96/04/05	3.8
176	4C 41.21	–	–	–	–	–	–	–	–	–	–
177	Q 1008+0058	13.88	0.04	13.72	0.05	13.62	0.06	13.55	0.08	96/02/10	3.2
		13.99	0.05	14.09	0.08	14.17	0.11	14.31	0.17	96/11/30	4.0
178	CSO 37	16.11	0.23	16.25	0.39	–	–	–	–	96/12/02	3.3
179	TON 1187	13.45	0.07	13.45	0.08	13.42	0.08	13.46	0.10	96/01/30	4.0
		13.56	0.05	13.61	0.08	13.73	0.11	13.74	0.16	97/12/24	3.6
180	PG 1011-040	12.74	0.02	12.61	0.03	12.59	0.04	12.61	0.05	96/02/11	3.6
		12.93	0.03	12.88	0.04	12.88	0.05	12.90	0.07	97/12/25	3.6
181	PKS 1011+23	14.54	0.04	12.24	0.03	11.78	0.03	11.73	0.03	96/12/08	3.6
		14.51	0.05	12.42	0.02	11.84	0.02	11.75	0.02	98/01/21	4.1
182	PG 1012+008	13.51	0.03	13.44	0.04	13.44	0.05	13.40	0.07	96/02/01	3.7
		13.54	0.06	13.52	0.08	13.52	0.11	13.58	0.15	97/12/18	3.1
183	Q 1013+0124	14.88	0.14	14.48	0.15	14.25	0.16	14.22	0.21	96/11/30	4.0
184	MARK 720	12.55	0.04	12.43	0.04	12.40	0.04	12.36	0.04	96/02/03	3.3
185	Q 1015-0121	15.29	0.08	15.03	0.09	14.92	0.11	14.71	0.12	96/12/31	3.2
186	PG 1016+336	12.49	0.04	12.37	0.03	12.36	0.03	12.33	0.03	96/02/06	3.8

Table 2b-Continued.

Number	Name	H_7	σ_{H_7}	H_{10}	$\sigma_{H_{10}}$	H_{12}	$\sigma_{H_{12}}$	H_{15}	$\sigma_{H_{15}}$	date	FWHM''
187	MS 10182+2010	16.09	0.10	16.31	0.20	16.29	0.25	15.90	0.24	97/02/24	2.8
188	B2 1028+31	13.83	0.04	13.71	0.05	13.63	0.06	13.64	0.09	96/11/30	4.0
189	MS 10461+1411	15.25	0.05	15.20	0.07	15.11	0.08	15.01	0.10	97/02/24	2.8
190	Q 1047+067	14.25	0.07	14.32	0.11	14.27	0.13	14.28	0.18	96/11/30	4.0
		14.19	0.06	14.04	0.08	14.01	0.11	13.97	0.14	97/12/25	3.6
191	MS 10470+3537	14.41	0.13	14.29	0.14	14.21	0.14	14.22	0.18	96/12/29	3.7
		14.34	0.06	14.22	0.09	14.15	0.10	13.99	0.12	98/01/16	3.5
192	CSO 292	13.99	0.04	13.90	0.06	13.92	0.08	13.86	0.11	96/11/30	4.0
193	PG 1049-005	13.96	0.06	14.06	0.11	14.09	0.14	14.20	0.21	96/02/12	3.4
		14.01	0.09	14.12	0.14	14.19	0.19	14.24	0.27	97/12/18	3.1
194	MARK 634	12.77	0.04	12.66	0.04	12.61	0.04	12.58	0.05	96/02/03	3.3
		12.76	0.03	12.60	0.03	12.52	0.04	12.45	0.05	97/12/25	3.6
195	RXS J11006+4316	15.22	0.06	15.28	0.10	15.44	0.14	15.54	0.22	97/02/01	3.0
196	RXS J11008+2839	15.05	0.09	15.08	0.14	15.12	0.19	15.27	0.30	97/02/22	3.3
		15.21	0.09	15.56	0.16	15.65	0.23	16.12	0.47	98/01/19	3.5
197	MARK 728	12.66	0.04	12.58	0.04	12.56	0.04	12.55	0.05	96/02/03	3.3
		12.72	0.03	12.66	0.04	12.60	0.05	12.59	0.07	97/12/25	3.6
198	TOL 1059+105	13.55	0.05	13.45	0.07	13.40	0.09	13.31	0.11	96/02/05	3.6
		13.60	0.03	13.58	0.04	13.55	0.06	13.60	0.07	97/12/27	3.5
199	1059.6+0157	–	–	–	–	–	–	–	–	–	–
		16.13	0.12	16.20	0.19	16.19	0.25	15.86	0.25	98/02/06	3.4
200	PKS 1103-006	14.49	0.09	14.52	0.15	14.41	0.17	13.90	0.15	96/02/12	3.4
		14.76	0.08	14.82	0.13	14.85	0.17	14.68	0.19	98/01/05	4.1
201	MC 1104+167	14.50	0.07	14.45	0.10	14.51	0.14	14.46	0.19	96/02/02	3.6
		14.50	0.06	14.58	0.07	14.59	0.09	14.50	0.12	98/01/19	3.5
202	PG 1112+431	15.09	0.17	15.06	0.26	15.13	0.35	14.98	0.43	96/02/11	3.6
203	PG 1114+445	13.09	0.03	13.04	0.03	13.00	0.04	12.91	0.05	96/02/10	3.2
204	PG 1115+407	13.45	0.03	13.38	0.04	13.37	0.05	13.39	0.07	96/02/12	3.4
		13.45	0.03	13.37	0.03	13.33	0.04	13.30	0.05	98/04/03	3.1
205	PG 1116+215	12.50	0.02	12.52	0.02	12.52	0.03	12.56	0.03	96/02/02	3.6
		12.77	0.02	12.79	0.04	12.81	0.05	12.83	0.07	98/01/06	3.6
206	MARK 734	12.50	0.03	12.38	0.05	12.31	0.06	12.25	0.06	96/02/05	3.6
		12.35	0.03	12.33	0.03	12.35	0.04	12.38	0.04	97/12/24	3.6
207	RXS J11240+3110	13.93	0.08	13.89	0.08	13.85	0.08	13.77	0.09	97/02/06	3.4

Table 2b-Continued.

Number	Name	H_7	σ_{H_7}	H_{10}	$\sigma_{H_{10}}$	H_{12}	$\sigma_{H_{12}}$	H_{15}	$\sigma_{H_{15}}$	date	FWHM''
208	PG 1121+422	14.16	0.05	14.09	0.07	14.04	0.08	13.99	0.11	96/02/12	3.4
209	A1 27	14.72	0.09	14.75	0.14	14.63	0.16	14.62	0.21	96/02/10	3.2
210	MARK 423	11.74	0.04	11.57	0.02	11.51	0.02	11.47	0.02	96/02/06	3.8
		11.80	0.01	11.61	0.02	11.56	0.02	11.53	0.03	98/01/02	3.5
211	US 2450	15.31	0.08	15.31	0.12	15.48	0.18	15.18	0.19	97/02/22	3.3
		15.14	0.05	15.09	0.08	15.00	0.09	14.64	0.09	98/01/24	3.8
212	MARK 1298	11.98	0.04	11.97	0.03	11.96	0.02	11.94	0.03	96/02/06	3.8
		–	–	–	–	–	–	–	–	–	–
213	MARK 1447	13.19	0.04	12.84	0.05	12.54	0.05	12.39	0.06	96/02/05	3.6
		13.10	0.04	12.81	0.04	12.46	0.04	12.41	0.05	97/12/24	3.6
214	B2 1128+31	14.15	0.05	14.08	0.06	14.01	0.08	13.98	0.10	96/02/01	3.7
215	3C 261	16.07	0.13	15.93	0.18	15.79	0.20	15.52	0.22	96/12/31	3.2
216	MARK 739E	11.48	0.04	11.24	0.02	11.16	0.02	11.10	0.02	96/02/06	3.8
217	MCG 06.26.012	12.88	0.04	12.63	0.05	12.54	0.06	12.48	0.06	96/02/05	3.6
		–	–	–	–	–	–	–	–	–	–
218	MARK 744	11.06	0.04	10.86	0.02	10.77	0.02	10.65	0.02	96/02/06	3.8
		11.09	0.02	10.90	0.03	10.80	0.02	10.70	0.02	98/01/24	3.8
219	WAS 26	13.08	0.03	12.95	0.03	12.92	0.04	12.88	0.05	96/02/02	3.6
		13.37	0.05	13.22	0.06	13.20	0.07	13.12	0.09	97/12/18	3.1
220	CG 855	12.68	0.03	12.48	0.05	12.40	0.06	12.36	0.06	96/02/05	3.6
		12.69	0.03	12.47	0.03	12.40	0.04	12.33	0.05	98/01/02	3.5
221	MS 11435-0411	14.04	0.04	13.94	0.05	13.90	0.06	13.86	0.08	97/02/11	4.1
222	MC 1146+111	–	–	–	–	–	–	–	–	–	–
		16.13	0.08	16.18	0.12	16.28	0.17	16.55	0.31	98/03/07	3.4
223	CBS 147	15.75	0.23	16.12	0.49	–	–	–	–	96/02/02	3.6
224	PG 1151+117	14.21	0.09	14.46	0.12	14.59	0.16	14.97	0.30	96/01/31	4.1
225	CBS 151	16.12	0.21	15.80	0.23	15.50	0.22	15.21	0.23	96/12/29	3.7
226	4C 29.45	13.36	0.04	13.31	0.06	13.34	0.08	13.39	0.11	98/01/02	3.5
227	GQ COM	13.77	0.08	13.79	0.09	13.84	0.10	13.82	0.13	96/01/31	4.1
		13.77	0.07	13.65	0.09	13.68	0.11	13.57	0.14	97/12/18	3.1
228	UGC 7064	11.49	0.02	11.27	0.01	11.18	0.02	11.12	0.02	96/02/12	3.4
		11.52	0.01	11.29	0.01	11.20	0.02	11.14	0.02	98/01/02	3.5
229	Q 1211+0848	15.90	0.14	15.73	0.19	15.56	0.21	15.41	0.25	96/12/08	3.6

Table 2b-Continued.

Number	Name	H_7	σ_{H_7}	H_{10}	$\sigma_{H_{10}}$	H_{12}	$\sigma_{H_{12}}$	H_{15}	$\sigma_{H_{15}}$	date	FWHM''
250	Q 1240+1746	16.30	0.17	16.33	0.28	16.65	0.47	15.78	0.29	96/12/31	3.2
		15.98	0.15	15.97	0.22	15.76	0.24	15.06	0.18	98/03/18	3.5
251	4C 45.26	16.52	0.25	16.72	0.45	16.39	0.43	15.95	0.40	96/12/21	3.0
		–	–	–	–	–	–	–	–	–	–
252	MS 12480-0600A	–	–	–	–	–	–	–	–	–	–
253	CSO 769	16.70	0.34	–	–	–	–	–	–	97/02/23	3.5
254	MS 12545+2209	–	–	–	–	–	–	–	–	–	–
255	MARK 783	13.56	0.05	13.60	0.05	13.66	0.06	13.67	0.09	96/02/06	3.8
256	US 272	16.34	0.19	16.40	0.31	–	–	–	–	97/01/28	2.9
257	3C 281	15.38	0.11	15.30	0.16	15.12	0.18	15.03	0.22	97/02/23	3.5
		15.48	0.09	15.33	0.11	15.32	0.14	15.23	0.18	98/01/30	3.2
258	MS 13061-0115	15.54	0.15	16.01	0.30	16.29	0.49	–	–	97/02/06	3.4
259	PG 1307+085	13.47	0.08	13.42	0.08	13.40	0.09	13.40	0.10	96/01/30	4.0
260	CSO 835	–	–	–	–	–	–	–	–	–	–
		16.42	0.21	16.25	0.26	16.27	0.33	15.97	0.35	97/02/06	3.4
261	B2 1308+32	15.49	0.18	15.44	0.26	15.35	0.31	15.49	0.49	96/02/01	3.7
262	PG 1309+355	13.33	0.03	13.33	0.04	13.36	0.05	13.39	0.06	96/02/02	3.6
		13.48	0.03	13.46	0.04	13.45	0.05	13.41	0.07	98/03/01	3.5
263	RXS J13129+2628	13.42	0.11	13.20	0.11	13.13	0.10	13.07	0.11	96/12/29	3.7
		13.41	0.02	13.23	0.02	13.17	0.03	13.10	0.03	98/01/29	3.5
264	Q 1316+0103	15.85	0.14	15.88	0.22	15.97	0.31	–	–	97/01/30	3.4
		15.78	0.09	15.66	0.12	15.48	0.13	15.31	0.15	98/02/10	3.3
265	MARK 1347	12.16	0.04	11.99	0.02	11.94	0.02	11.90	0.02	96/02/06	3.8
		12.18	0.02	12.03	0.02	11.99	0.02	11.95	0.03	98/01/26	3.6
266	Q 1326-0516	14.10	0.09	14.00	0.11	14.01	0.13	14.00	0.17	96/01/30	4.0
		14.10	0.07	14.20	0.08	14.22	0.09	14.24	0.12	98/01/31	3.6
267	MS 13285+3135	15.40	0.09	15.34	0.13	15.21	0.14	14.96	0.16	97/02/20	3.3
		15.82	0.33	15.68	0.44	–	–	–	–	98/01/24	3.8
268	Q 1330-0156	–	–	–	–	–	–	–	–	–	–
269	1333.3+2604	16.29	0.18	16.64	0.38	–	–	–	–	97/01/25	3.9
270	Q 1334-0232	–	–	–	–	–	–	–	–	–	–
271	IRAS 13349+2438	11.85	0.02	11.83	0.02	11.84	0.02	11.84	0.02	96/02/10	3.2
		11.87	0.02	11.84	0.03	11.81	0.03	11.80	0.03	98/01/24	3.8

Table 2b-Continued.

Number	Name	H_7	σ_{H_7}	H_{10}	$\sigma_{H_{10}}$	H_{12}	$\sigma_{H_{12}}$	H_{15}	$\sigma_{H_{15}}$	date	FWHM''
272	Q 1338-0030	15.08	0.09	14.83	0.11	14.72	0.12	14.58	0.15	97/02/23	3.5
		15.34	0.08	15.15	0.11	15.07	0.13	14.94	0.16	98/01/30	3.2
273	TON 730	13.34	0.05	13.28	0.04	13.29	0.05	13.27	0.07	96/02/06	3.8
		13.47	0.06	13.29	0.06	13.34	0.09	13.30	0.11	97/12/18	3.1
274	MARK 69	13.56	0.04	13.56	0.07	13.52	0.08	13.53	0.10	96/02/05	3.6
		13.70	0.03	13.67	0.04	13.61	0.05	13.59	0.06	98/03/02	3.2
275	1343.9+2828	16.37	0.23	16.36	0.34	15.91	0.29	15.06	0.19	97/01/27	3.9
276	MARK 662	12.63	0.04	12.58	0.03	12.57	0.03	12.58	0.03	96/02/06	3.8
		12.52	0.06	12.48	0.05	12.49	0.05	12.52	0.05	98/01/31	3.6
277	PG 1352+183	14.22	0.06	14.27	0.10	14.32	0.13	14.28	0.17	96/02/10	3.2
278	MARK 463E	11.58	0.04	11.43	0.02	11.37	0.02	11.34	0.02	96/02/06	3.8
		11.54	0.06	11.40	0.05	11.35	0.04	11.33	0.04	98/01/31	3.6
279	PG 1402+261	13.06	0.03	13.05	0.03	13.07	0.04	13.06	0.05	96/02/10	3.2
		13.46	0.03	13.50	0.05	13.48	0.06	13.55	0.09	98/01/26	3.6
280	PG 1404+226	13.92	0.05	13.93	0.07	13.96	0.10	14.00	0.14	96/02/10	3.2
		13.97	0.04	14.03	0.05	14.10	0.07	14.21	0.11	98/03/02	3.2
281	OQ 208	12.39	0.04	12.30	0.02	12.26	0.02	12.26	0.03	96/02/06	3.8
		12.54	0.02	12.40	0.03	12.37	0.03	12.31	0.04	98/01/26	3.6
282	Q 1404-0455	15.14	0.17	15.60	0.38	–	–	–	–	96/01/30	4.0
283	PG 1407+265	14.49	0.09	14.49	0.11	14.39	0.12	14.26	0.14	96/01/31	4.1
		14.52	0.05	14.44	0.07	14.39	0.09	14.26	0.11	98/02/12	3.6
284	PG 1411+442	12.51	0.02	12.47	0.02	12.47	0.03	12.45	0.04	96/02/10	3.2
		12.44	0.02	12.41	0.02	12.40	0.02	12.38	0.03	98/03/02	3.2
285	PG 1415+451	13.03	0.02	13.04	0.03	13.06	0.04	13.07	0.06	96/02/10	3.2
		12.97	0.02	12.97	0.03	12.98	0.04	12.98	0.05	98/03/02	3.2
286	NGC 5548	10.71	0.02	10.56	0.01	10.50	0.01	10.45	0.02	96/02/12	3.4
		10.71	0.06	10.56	0.04	10.50	0.04	10.46	0.04	98/01/31	3.6
287	H 1419+480	12.48	0.02	12.43	0.02	12.40	0.02	12.36	0.03	96/02/12	3.4
		12.32	0.02	12.33	0.02	12.33	0.02	12.32	0.03	98/03/02	3.2
288	MS 14201+2956	12.86	0.02	12.71	0.03	12.64	0.03	12.55	0.04	96/02/12	3.4
289	B2 1420+32	15.87	0.12	15.56	0.14	15.54	0.18	15.50	0.24	97/02/01	3.0
290	MARK 471	11.64	0.02	11.48	0.02	11.41	0.02	11.35	0.02	96/02/12	3.4
		11.66	0.01	11.50	0.01	11.45	0.01	11.41	0.01	98/03/02	3.2

Table 2b-Continued.

Number	Name	H_7	σ_{H_7}	H_{10}	$\sigma_{H_{10}}$	H_{12}	$\sigma_{H_{12}}$	H_{15}	$\sigma_{H_{15}}$	date	FWHM''
291	B 1422+231	13.24	0.03	13.18	0.03	13.15	0.03	13.14	0.03	97/02/19	3.8
		13.21	0.03	13.12	0.03	13.10	0.04	13.05	0.05	98/03/01	3.5
292	2E 1423+2008	13.80	0.04	13.78	0.06	13.79	0.08	13.72	0.10	96/02/10	3.2
		–	–	–	–	–	–	–	–	–	–
293	MARK 813	13.24	0.07	13.26	0.07	13.26	0.08	13.26	0.09	96/01/30	4.0
		13.08	0.03	13.12	0.04	13.17	0.05	13.22	0.07	98/02/08	3.2
294	B2 1425+26	14.20	0.09	14.22	0.10	14.27	0.13	14.20	0.16	96/01/30	4.0
		14.30	0.05	14.23	0.06	14.26	0.08	14.21	0.11	98/02/12	3.6
295	MARK 1383	12.22	0.02	12.18	0.02	12.17	0.02	12.14	0.03	96/02/22	3.3
		12.15	0.02	12.13	0.01	12.13	0.02	12.12	0.02	98/02/02	3.8
296	MARK 684	12.02	0.04	11.90	0.02	11.85	0.02	11.80	0.02	96/02/06	3.8
		12.06	0.02	11.94	0.02	11.86	0.02	11.80	0.03	98/01/26	3.6
297	MS 14315+0526	14.88	0.07	14.81	0.10	14.71	0.12	14.55	0.14	96/12/31	3.2
298	MARK 474	12.54	0.02	12.38	0.02	12.32	0.02	12.27	0.03	96/02/12	3.4
		12.61	0.02	12.45	0.02	12.41	0.02	12.39	0.03	98/03/01	3.5
299	PG 1435-067	13.82	0.05	13.91	0.08	13.92	0.10	13.94	0.14	96/02/22	3.3
300	MARK 478	12.11	0.02	12.09	0.02	12.08	0.02	12.07	0.03	96/02/10	3.2
		11.99	0.01	11.98	0.01	11.97	0.02	11.96	0.02	98/03/02	3.2
301	PG 1444+407	13.85	0.04	13.90	0.07	13.96	0.09	14.15	0.15	96/02/10	3.2
		13.88	0.05	13.95	0.06	14.03	0.07	14.09	0.09	96/04/05	3.8
302	Q 1446-0035	15.02	0.12	14.72	0.13	14.53	0.13	14.43	0.16	97/02/06	3.4
		15.39	0.08	15.27	0.11	15.14	0.13	15.09	0.17	98/03/15	3.9
303	PG 1448+273	12.88	0.02	12.84	0.03	12.85	0.03	12.85	0.05	96/02/10	3.2
		12.87	0.02	12.83	0.03	12.84	0.04	12.85	0.05	98/03/02	3.2
304	MS 14564+2147	13.94	0.06	13.92	0.08	13.89	0.10	13.94	0.15	96/02/12	3.4
		13.67	0.02	13.70	0.03	13.74	0.04	13.84	0.06	98/03/02	3.2
305	MS 15005+2552	14.82	0.05	14.62	0.06	14.51	0.07	14.35	0.08	97/02/19	3.8
306	MARK 841	12.14	0.02	12.09	0.02	12.05	0.02	12.05	0.03	96/02/12	3.4
		12.45	0.02	12.40	0.02	12.39	0.02	12.41	0.03	98/02/02	3.8
307	MARK 840	13.56	0.02	13.56	0.02	13.57	0.02	13.57	0.03	98/03/17	3.3
308	PKS 1509+022	14.90	0.04	14.90	0.05	14.83	0.06	14.42	0.06	97/02/24	2.8
		14.99	0.05	14.90	0.07	14.72	0.07	14.36	0.07	98/03/15	3.9
309	MS 15198-0633	13.36	0.03	13.34	0.05	13.35	0.06	13.48	0.10	96/02/22	3.3
		13.15	0.03	13.07	0.03	13.01	0.03	13.00	0.04	98/03/07	3.4

Table 2b-Continued.

Number	Name	H_7	σ_{H_7}	H_{10}	$\sigma_{H_{10}}$	H_{12}	$\sigma_{H_{12}}$	H_{15}	$\sigma_{H_{15}}$	date	FWHM''
310	LB 9695	–	–	–	–	–	–	–	–	–	–
		16.28	0.10	16.34	0.17	16.27	0.20	16.06	0.23	98/03/17	3.3
311	OR 139	15.44	0.09	15.33	0.11	15.16	0.12	15.09	0.15	97/01/28	2.9
		15.47	0.09	15.44	0.14	15.34	0.16	15.20	0.19	98/02/06	3.4
312	QNZ5:02	14.83	0.06	14.69	0.08	14.50	0.08	14.29	0.10	97/02/23	3.5
		14.86	0.08	14.81	0.12	14.56	0.12	14.42	0.15	98/02/12	3.6
313	MARK 1098	12.25	0.02	12.15	0.02	12.10	0.02	12.07	0.03	96/02/10	3.2
		12.19	0.02	12.06	0.01	12.02	0.01	11.99	0.02	98/02/02	3.8
314	NGC 5940	12.20	0.02	11.89	0.02	11.78	0.02	11.69	0.03	96/02/22	3.3
		12.17	0.06	11.88	0.05	11.76	0.04	11.66	0.04	98/01/31	3.6
315	KUV 15524+2153	15.00	0.06	14.88	0.07	14.87	0.09	14.92	0.13	97/02/22	3.3
		15.06	0.04	15.03	0.06	15.05	0.08	14.99	0.10	98/03/16	3.8
316	MS 16118-0323	15.16	0.05	15.13	0.08	14.93	0.09	14.35	0.07	98/04/03	3.1
317	MARK 877	13.48	0.03	13.52	0.04	13.51	0.05	13.48	0.06	98/04/03	3.1
318	PG 1634+706	12.68	0.02	12.68	0.02	12.67	0.02	12.65	0.03	97/02/22	3.3
		12.67	0.02	12.68	0.03	12.68	0.03	12.70	0.03	98/03/07	3.4
319	RXS J16446+2619	14.88	0.06	14.82	0.09	14.80	0.11	14.70	0.14	97/02/11	4.1
		14.83	0.04	14.81	0.05	14.85	0.07	14.85	0.09	98/03/16	3.8
320	TEX 1652+151	14.72	0.07	14.53	0.08	14.51	0.10	14.29	0.11	97/02/20	3.3
		14.86	0.04	14.72	0.06	14.64	0.07	14.43	0.08	98/03/16	3.8
321	2E 1654+3514	15.75	0.19	15.58	0.24	15.45	0.28	15.09	0.28	97/02/20	3.3
		16.22	0.13	16.16	0.18	16.39	0.28	16.00	0.27	98/03/18	3.5
322	PKS 1725+044	14.62	0.04	14.51	0.05	14.38	0.05	14.19	0.06	98/04/03	3.1
323	PKS 1739+18C	14.22	0.04	14.26	0.06	14.27	0.07	14.32	0.10	97/02/24	2.8
		14.40	0.06	14.49	0.09	14.63	0.13	14.86	0.22	98/03/07	3.4
324	TEX 1750+175	15.12	0.06	15.08	0.09	14.98	0.10	14.92	0.13	98/04/03	3.1
325	OX 169	14.14	0.07	14.00	0.09	13.91	0.10	13.77	0.12	98/01/16	3.5
326	PG 2233+134	14.77	0.12	14.84	0.20	14.71	0.22	14.74	0.32	98/01/21	4.1
327	PB 5155	15.61	0.15	15.72	0.25	15.48	0.25	15.45	0.34	96/12/23	3.9
328	3C 459.0	14.81	0.11	14.75	0.15	14.84	0.21	15.02	0.33	97/12/31	3.6
329	Q 2350-007B	16.38	0.16	16.45	0.27	16.05	0.24	15.60	0.22	97/01/02	3.4
330	PB 5577	15.67	0.14	15.48	0.18	15.32	0.20	15.36	0.28	96/12/02	3.3
		15.59	0.09	15.62	0.15	15.66	0.20	15.69	0.28	97/12/27	3.5

Table 2b-Continued.

Number	Name	H_7	σ_{H_7}	H_{10}	$\sigma_{H_{10}}$	H_{12}	$\sigma_{H_{12}}$	H_{15}	$\sigma_{H_{15}}$	date	FWHM''
331	Q 2352+0025	14.60	0.06	14.60	0.09	14.57	0.11	14.55	0.15	96/12/23	3.9
		14.56	0.07	14.49	0.09	14.41	0.10	14.27	0.12	97/12/31	3.6

Note. — The number in the subscript corresponds to the aperture radius in unit of pixel. The pixel scale in this study is $1.07'' \text{pix}^{-1}$.

Table 2c. Photometry data in the K' band.

Number	Name	K'_7	$\sigma_{K'_7}$	K'_{10}	$\sigma_{K'_{10}}$	K'_{12}	$\sigma_{K'_{12}}$	K'_{15}	$\sigma_{K'_{15}}$	date	FWHM''
1	PB 5669	14.60	0.08	14.43	0.10	14.28	0.12	14.16	0.14	96/12/03	3.0
		14.75	0.10	15.19	0.22	15.67	0.44	–	–	98/01/05	4.0
2	Q 2357+019A	–	–	–	–	–	–	–	–	–	–
3	PB 5677	–	–	–	–	–	–	–	–	–	–
4	PB 5723	14.07	0.08	14.34	0.16	14.57	0.25	14.87	0.45	96/12/22	3.1
5	PB 5853	14.53	0.10	14.29	0.13	14.26	0.16	14.27	0.22	96/12/03	3.0
		14.21	0.04	14.10	0.06	14.06	0.07	13.99	0.09	98/01/21	3.9
6	Q 0019+0022B	16.01	0.26	15.80	0.32	15.55	0.33	15.27	0.35	96/12/30	2.9
7	PB 5932	14.19	0.08	14.20	0.13	14.18	0.17	14.04	0.20	96/12/01	4.0
		14.21	0.04	14.12	0.06	14.00	0.07	13.85	0.08	98/01/26	3.4
8	MS 00377-0156	14.21	0.06	14.20	0.09	14.18	0.11	14.17	0.15	96/12/03	3.0
		–	–	–	–	–	–	–	–	–	–
9	Q 0057+0000	15.30	0.21	15.29	0.32	15.04	0.33	14.80	0.36	96/12/02	3.4
10	Q 0058+0218	14.94	0.10	14.65	0.12	14.61	0.14	14.50	0.18	96/12/02	3.4
11	PHL 964	15.30	0.11	15.31	0.17	15.21	0.20	15.52	0.36	96/12/23	3.9
12	Q 0110-0047	15.30	0.10	15.21	0.14	15.20	0.18	15.09	0.23	97/01/20	3.2
13	B2 0110+29	14.51	0.10	14.47	0.16	14.34	0.18	14.13	0.20	96/12/02	3.4
14	PKS 0130+24	14.47	0.08	14.44	0.12	14.50	0.17	14.40	0.21	96/12/01	4.0
		14.64	0.06	14.49	0.08	14.32	0.08	14.22	0.11	98/01/21	3.9
15	UM 341	13.67	0.04	13.77	0.07	13.87	0.10	14.03	0.16	96/12/01	4.0
		13.61	0.04	13.52	0.06	13.51	0.08	13.40	0.09	97/12/27	3.5
16	3C 47.0	14.27	0.05	14.29	0.07	14.34	0.09	14.33	0.13	96/12/23	3.9
17	PHL 1070	13.10	0.04	13.03	0.04	12.99	0.05	12.95	0.07	96/12/03	3.0
18	PHL 1093	13.62	0.04	13.69	0.07	13.79	0.10	13.96	0.16	96/12/02	3.4
19	KUV 01507-0744	14.07	0.07	13.99	0.09	13.77	0.10	13.54	0.10	97/12/31	3.5
20	PHL 1226	14.08	0.06	14.05	0.09	14.04	0.11	14.14	0.17	96/12/01	4.0
		14.04	0.05	13.96	0.06	13.91	0.07	13.87	0.09	98/01/16	3.4
21	UM 381	14.20	0.08	14.21	0.13	14.14	0.16	14.11	0.21	96/12/08	3.4
		14.06	0.06	14.03	0.08	14.03	0.10	14.00	0.13	98/01/04	3.9
22	UM 153	14.15	0.09	14.28	0.15	14.32	0.20	14.46	0.31	96/12/08	3.4
		14.26	0.05	14.28	0.08	14.29	0.11	14.26	0.14	98/01/05	4.0
23	MARK 1018	11.02	0.01	10.92	0.02	10.89	0.01	10.87	0.02	96/02/11	3.4
		11.04	0.01	10.90	0.02	10.88	0.02	10.86	0.03	98/01/05	4.0

Table 2c-Continued.

Number	Name	K'_7	$\sigma_{K'_7}$	K'_{10}	$\sigma_{K'_{10}}$	K'_{12}	$\sigma_{K'_{12}}$	K'_{15}	$\sigma_{K'_{15}}$	date	FWHM''
24	RXS J02070+2930	12.62	0.03	12.62	0.05	12.65	0.07	12.65	0.09	96/02/11	3.4
		12.40	0.03	12.26	0.05	12.21	0.06	12.19	0.07	98/01/05	4.0
25	MARK 586	12.67	0.04	12.64	0.06	12.62	0.07	12.66	0.10	96/02/07	3.6
		12.76	0.05	12.96	0.09	12.98	0.12	12.95	0.16	98/01/05	4.0
26	PKS 0214+10	13.59	0.04	13.52	0.06	13.41	0.07	13.09	0.08	96/12/08	3.4
		13.58	0.04	13.59	0.06	13.52	0.07	13.42	0.09	97/12/27	3.5
27	PB 9130	13.45	0.04	12.61	0.03	12.49	0.03	12.42	0.04	96/12/01	4.0
28	B3 0219+443	14.79	0.15	14.59	0.20	14.48	0.23	14.72	0.39	96/12/22	3.1
		14.91	0.06	14.88	0.08	14.81	0.10	14.71	0.12	98/01/31	3.4
29	KUV 02292+3227	14.05	0.10	13.97	0.14	14.06	0.19	14.05	0.27	96/12/22	3.1
30	MARK 1179	11.97	0.02	11.89	0.03	11.86	0.03	11.78	0.04	96/02/11	3.4
31	NGC 985	10.83	0.01	10.78	0.02	10.78	0.02	10.77	0.03	98/01/05	4.0
32	MS 02328-0400	14.29	0.09	14.29	0.13	14.32	0.17	14.40	0.25	96/12/21	2.8
		14.37	0.07	14.28	0.09	14.31	0.12	14.30	0.15	98/01/16	3.4
33	4C 41.04	14.42	0.10	14.24	0.13	14.08	0.15	13.80	0.16	96/12/22	3.1
34	Q 0235+0121	14.33	0.09	14.58	0.17	14.95	0.30	–	–	96/12/02	3.4
		14.02	0.06	13.89	0.08	13.80	0.09	13.59	0.10	98/01/04	3.9
35	Q 0238-0142	14.36	0.09	14.34	0.14	14.29	0.17	14.22	0.23	96/12/08	3.4
		14.12	0.06	14.04	0.06	13.96	0.07	13.90	0.09	98/02/17	3.6
36	PB 6856	14.08	0.06	14.09	0.10	14.11	0.13	14.20	0.19	96/12/01	4.0
37	US 3150	14.48	0.06	14.40	0.08	14.39	0.10	14.25	0.13	98/01/06	3.5
38	MS 02448+1928	13.33	0.03	13.40	0.05	13.44	0.07	13.47	0.10	96/12/01	4.0
		13.44	0.04	13.43	0.05	13.42	0.07	13.44	0.10	97/12/27	3.5
39	Q 0248+0207	16.43	0.26	16.07	0.28	16.15	0.39	–	–	97/01/02	3.3
40	US 3254	15.02	0.15	15.08	0.24	15.03	0.29	15.22	0.48	96/12/01	4.0
41	US 3333	14.43	0.14	14.31	0.19	14.19	0.22	14.00	0.25	98/01/06	3.5
42	US 3376	–	–	–	–	–	–	–	–	–	–
		–	–	–	–	–	–	–	–	–	–
43	S 0254+0101	14.00	0.07	13.94	0.07	13.88	0.07	13.80	0.09	96/12/30	2.9
44	US 3472	13.57	0.06	13.64	0.09	13.65	0.12	13.81	0.18	96/12/22	3.1
		13.54	0.04	13.50	0.06	13.49	0.07	13.48	0.09	97/12/31	3.5
45	S 0257-0027	14.87	0.07	14.80	0.10	14.64	0.11	14.53	0.14	98/01/21	3.9
46	Q 0258+0227	–	–	–	–	–	–	–	–	–	–
47	US 3543	16.14	0.32	15.76	0.35	15.59	0.38	–	–	97/01/28	2.9

Table 2c-Continued.

Number	Name	K'_7	$\sigma_{K'_7}$	K'_{10}	$\sigma_{K'_{10}}$	K'_{12}	$\sigma_{K'_{12}}$	K'_{15}	$\sigma_{K'_{15}}$	date	FWHM''
48	Q 0300-0018	15.14	0.11	14.92	0.14	14.57	0.13	12.71	0.03	97/01/30	3.2
49	US 3605	14.71	0.12	14.62	0.17	14.52	0.20	14.43	0.25	96/12/08	3.4
50	Q 0305+0222	14.87	0.09	14.44	0.09	14.51	0.13	14.38	0.16	96/12/02	3.4
		14.89	0.08	14.58	0.10	14.53	0.11	14.47	0.14	98/02/09	3.7
51	PKS 0306+102	15.14	0.11	15.17	0.16	15.11	0.20	14.83	0.21	96/12/23	3.9
		16.21	0.18	16.49	0.35	–	–	–	–	98/01/26	3.4
52	Q 0307-0015	14.73	0.12	14.41	0.14	14.20	0.15	13.88	0.15	96/12/08	3.4
53	PKS 0310+013	15.30	0.11	15.36	0.18	15.40	0.24	15.67	0.42	97/01/26	4.0
54	MS 03120+1405	15.49	0.19	15.45	0.28	15.48	0.36	–	–	96/12/09	3.2
		15.36	0.09	15.27	0.13	15.31	0.17	15.39	0.25	98/01/29	3.4
55	Q 0313+0126	–	–	–	–	–	–	–	–	–	–
56	B2 0321+33	11.85	0.02	11.83	0.02	11.84	0.03	11.82	0.04	96/02/05	3.4
		11.97	0.02	11.91	0.04	11.86	0.04	11.82	0.06	98/01/05	4.0
57	PKS 0336-01	–	–	–	–	–	–	–	–	–	–
58	KUV 03399-0014	14.73	0.12	14.70	0.18	14.71	0.23	14.96	0.41	96/12/08	3.4
59	3C 93.0	14.38	0.06	14.27	0.08	14.30	0.10	14.35	0.14	97/02/04	3.9
		14.36	0.06	14.31	0.08	14.34	0.11	14.30	0.14	98/01/05	4.0
60	MS 03419+0451	15.80	0.16	15.70	0.23	15.73	0.30	15.72	0.41	97/02/01	3.0
61	PKS 0353+027	15.06	0.07	15.08	0.10	15.07	0.13	14.97	0.17	97/01/22	3.1
		15.09	0.10	15.14	0.16	15.32	0.24	15.21	0.29	98/01/16	3.4
62	MS 03574+1046	13.10	0.03	13.08	0.04	13.06	0.05	13.07	0.07	96/12/01	4.0
		12.92	0.03	12.91	0.05	12.97	0.06	13.09	0.09	97/12/24	3.5
63	3C 109.0	12.43	0.02	12.42	0.02	12.42	0.02	12.43	0.03	97/02/19	3.4
64	MS 04124-0802	11.19	0.02	11.18	0.01	11.18	0.01	11.19	0.02	96/02/06	3.6
		11.04	0.01	11.02	0.02	11.02	0.03	11.09	0.04	97/12/27	3.5
65	3C 110	14.28	0.14	14.46	0.26	14.54	0.36	–	–	96/02/02	3.4
		13.96	0.06	13.92	0.08	13.89	0.10	13.97	0.14	97/12/31	3.5
66	PKS 0420-01	13.31	0.03	13.24	0.04	13.15	0.05	12.97	0.06	96/12/08	3.4
		14.25	0.11	14.20	0.17	14.28	0.23	14.45	0.36	97/12/24	3.5
67	3C 120	10.43	0.02	10.38	0.01	10.36	0.01	10.34	0.01	96/02/05	3.4
		10.31	0.01	10.28	0.01	10.27	0.02	10.31	0.03	97/12/27	3.5
68	IRAS 04448-0513	11.56	0.02	11.55	0.02	11.54	0.02	11.56	0.03	96/02/05	3.4
		11.73	0.02	11.69	0.03	11.71	0.05	11.75	0.06	97/12/27	3.5

Table 2c-Continued.

Number	Name	K'_7	$\sigma_{K'_7}$	K'_{10}	$\sigma_{K'_{10}}$	K'_{12}	$\sigma_{K'_{12}}$	K'_{15}	$\sigma_{K'_{15}}$	date	FWHM''
69	Q 0446+0130	15.31	0.10	15.23	0.15	15.12	0.17	14.90	0.19	97/01/20	3.2
		15.46	0.09	15.48	0.13	15.61	0.19	15.34	0.21	98/01/31	3.4
70	NGC 1685	11.87	0.02	11.70	0.02	11.63	0.03	11.59	0.04	96/02/12	3.3
71	UGC 3223	11.14	0.02	10.90	0.01	10.78	0.01	10.66	0.01	96/02/06	3.6
		10.92	0.01	10.70	0.02	10.58	0.02	10.47	0.03	97/12/27	3.5
72	2E 0507+1626	11.11	0.02	11.07	0.01	11.06	0.02	11.01	0.02	96/02/06	3.6
		11.12	0.02	11.05	0.02	11.02	0.03	11.02	0.05	97/12/27	3.5
73	3C 135.0	13.61	0.06	13.45	0.07	13.35	0.09	13.16	0.09	96/12/07	2.9
		13.83	0.04	13.79	0.06	13.75	0.07	13.70	0.09	97/12/31	3.5
74	AKN 120	10.13	0.02	10.08	0.01	10.06	0.01	10.05	0.01	96/02/05	3.4
		10.08	0.01	10.04	0.02	10.04	0.02	10.06	0.03	98/01/06	3.5
75	1E 0514-0030	13.09	0.05	13.08	0.07	13.07	0.09	12.97	0.11	96/02/11	3.4
		13.22	0.04	13.30	0.07	13.37	0.09	13.50	0.14	97/12/24	3.5
76	3C 138.0	15.37	0.11	15.38	0.16	15.37	0.21	14.17	0.10	97/01/06	3.7
		15.53	0.09	15.50	0.13	15.38	0.15	15.22	0.18	98/01/24	3.7
77	3C 147.0	14.09	0.06	14.08	0.09	14.11	0.11	14.08	0.14	96/12/21	2.8
		14.13	0.05	14.09	0.08	14.17	0.11	14.24	0.16	98/01/05	4.0
78	4C 16.14	–	–	–	–	–	–	–	–	–	–
		15.90	0.18	15.64	0.21	15.21	0.18	14.85	0.19	98/02/08	3.2
79	MCG 08.11.11	10.30	0.02	10.19	0.02	10.13	0.02	10.07	0.02	96/02/03	3.2
		9.76	0.01	9.69	0.02	9.67	0.02	9.64	0.03	98/01/06	3.5
80	OH-010	12.39	0.03	12.36	0.02	12.35	0.02	12.33	0.02	97/01/25	3.8
81	3C 154.0	14.03	0.05	14.00	0.07	14.02	0.10	14.09	0.14	96/12/09	3.2
		13.74	0.05	13.74	0.07	13.73	0.09	13.74	0.11	97/12/31	3.5
82	MC 0657+176	15.44	0.13	15.22	0.16	15.04	0.18	14.65	0.17	97/01/06	3.7
		15.84	0.16	15.92	0.26	15.92	0.33	15.39	0.29	98/02/06	3.3
83	3C 175.0	13.66	0.07	12.99	0.06	12.72	0.06	12.62	0.07	96/11/29	3.4
		13.39	0.04	12.86	0.03	12.73	0.04	12.67	0.05	98/01/04	3.9
84	B2 0709+37	14.07	0.09	14.27	0.16	14.52	0.26	14.71	0.43	96/02/02	3.4
		13.97	0.06	14.09	0.10	14.10	0.12	14.12	0.17	98/01/05	4.0
85	MARK 376	10.70	0.02	10.67	0.02	10.66	0.02	10.65	0.02	96/02/03	3.2
		10.90	0.01	10.88	0.02	10.89	0.02	10.89	0.03	98/01/05	4.0
86	B3 0729+391	15.41	0.12	15.19	0.15	15.00	0.16	14.84	0.19	97/01/30	3.2
87	S4 0731+47	15.32	0.13	15.55	0.24	15.73	0.36	–	–	97/01/28	2.9

Table 2c-Continued.

Number	Name	K'_7	$\sigma_{K'_7}$	K'_{10}	$\sigma_{K'_{10}}$	K'_{12}	$\sigma_{K'_{12}}$	K'_{15}	$\sigma_{K'_{15}}$	date	FWHM''
88	PKS 0736+01	14.03	0.12	13.80	0.13	13.77	0.15	13.98	0.25	96/01/31	3.7
		12.72	0.04	12.67	0.05	12.64	0.06	12.59	0.08	97/12/18	3.0
89	OI 363	13.83	0.11	13.72	0.12	13.57	0.13	13.33	0.14	96/01/31	3.7
		14.07	0.04	14.10	0.07	14.02	0.08	14.00	0.11	98/01/06	3.5
90	MARK 79	10.34	0.01	10.27	0.02	10.26	0.01	10.23	0.02	97/12/25	3.6
91	B2 0742+31	13.06	0.03	13.10	0.04	13.11	0.05	13.14	0.07	96/01/24	3.4
		13.04	0.04	13.10	0.06	13.01	0.07	13.00	0.10	97/12/24	3.5
92	PKS 0743-006	13.89	0.06	12.11	0.02	10.79	0.02	10.45	0.02	96/12/02	3.4
93	GC 0742+33	14.86	0.12	14.80	0.16	14.88	0.22	14.84	0.30	96/12/21	2.8
		–	–	–	–	–	–	–	–	–	–
94	RXS J07491+2842	14.30	0.07	14.31	0.11	14.27	0.13	14.21	0.17	96/12/08	3.4
95	RXS J07498+3454	13.49	0.05	13.43	0.07	13.44	0.08	13.54	0.13	96/12/03	3.0
		13.42	0.03	13.44	0.05	13.43	0.07	13.47	0.09	98/01/05	4.0
96	PKS 0748+126	14.35	0.05	14.34	0.07	14.43	0.10	14.47	0.14	97/01/26	4.0
		14.84	0.09	14.79	0.14	14.85	0.18	14.79	0.23	98/01/16	3.4
97	MARK 382	12.15	0.02	12.02	0.03	11.96	0.03	11.89	0.04	96/02/03	3.2
98	B2 0752+25A	13.80	0.11	13.83	0.13	13.87	0.17	14.08	0.28	96/01/31	3.7
		14.05	0.06	13.98	0.09	13.99	0.11	13.94	0.14	97/12/31	3.5
99	B3 0754+394	11.03	0.01	11.03	0.01	11.03	0.01	11.04	0.02	96/01/24	3.4
		11.08	0.01	11.06	0.02	11.06	0.03	11.03	0.03	98/01/05	4.0
100	KUV 07549+4228	13.01	0.03	12.99	0.05	13.00	0.06	13.00	0.08	97/12/25	3.6
101	UGC 4155	11.03	0.02	10.88	0.01	10.82	0.01	10.76	0.01	96/02/06	3.6
		10.99	0.01	10.84	0.02	10.80	0.01	10.78	0.03	97/12/24	3.5
102	MARK 1210	11.15	0.02	10.99	0.01	10.94	0.01	10.91	0.02	96/02/05	3.4
		11.14	0.01	10.96	0.02	10.90	0.02	10.88	0.02	98/01/05	4.0
103	MS 08019+2129	12.66	0.02	12.58	0.03	12.50	0.03	12.41	0.04	96/01/24	3.4
		12.77	0.04	12.77	0.06	12.78	0.07	12.83	0.10	97/12/18	3.0
104	3C 192.0	12.56	0.03	12.48	0.03	12.42	0.04	12.18	0.04	96/12/03	3.0
		12.52	0.03	12.43	0.04	12.36	0.05	12.17	0.05	97/12/18	3.0
105	MS 08080+4840	15.57	0.15	15.44	0.22	15.48	0.28	–	–	96/12/31	3.0
		15.62	0.10	15.57	0.15	15.60	0.19	15.53	0.25	98/02/10	3.3
106	3C 196.0	14.86	0.06	14.73	0.09	14.76	0.11	14.98	0.19	97/02/01	3.0
107	B2 0810+32	15.97	0.23	15.54	0.24	15.44	0.29	15.45	0.40	97/01/27	3.8
108	PKS 0812+02	13.94	0.07	13.92	0.09	13.87	0.11	13.94	0.15	96/12/07	2.9

Table 2c-Continued.

Number	Name	K'_7	$\sigma_{K'_7}$	K'_{10}	$\sigma_{K'_{10}}$	K'_{12}	$\sigma_{K'_{12}}$	K'_{15}	$\sigma_{K'_{15}}$	date	FWHM''
109	RX J08166+2941	14.55	0.11	14.39	0.15	14.32	0.17	14.32	0.24	96/12/07	2.9
		14.86	0.11	14.98	0.19	15.22	0.30	15.33	0.45	98/01/19	3.4
110	3C 197	15.16	0.10	14.99	0.13	15.05	0.17	14.92	0.21	97/01/26	4.0
		15.04	0.06	14.91	0.08	14.82	0.09	14.64	0.10	98/01/26	3.4
111	RXS J08223+3305	14.20	0.06	14.14	0.09	14.03	0.10	13.72	0.10	97/02/20	3.0
		14.31	0.06	14.32	0.09	14.33	0.11	14.14	0.13	98/01/16	3.4
112	KUV 08217+4235	13.72	0.06	13.70	0.09	13.65	0.10	13.55	0.13	96/11/29	3.4
		13.57	0.05	13.63	0.08	13.66	0.10	13.68	0.13	97/12/31	3.5
113	4C 44.17	15.62	0.16	15.56	0.23	15.45	0.26	15.44	0.36	97/01/27	3.8
		15.97	0.16	16.08	0.26	15.90	0.29	16.04	0.45	98/02/09	3.7
114	KUV 08267+4027	15.02	0.18	14.71	0.20	14.64	0.25	14.77	0.39	96/11/29	3.4
115	B2 0827+24	14.35	0.09	14.20	0.12	14.13	0.14	13.95	0.17	96/12/07	2.9
		14.09	0.05	14.16	0.07	14.25	0.10	14.25	0.13	98/01/16	3.4
116	PG 0832+251	12.68	0.02	12.69	0.03	12.69	0.04	12.69	0.05	96/01/24	3.4
		12.65	0.03	12.71	0.04	12.79	0.05	12.91	0.08	97/12/24	3.5
117	OJ 256	16.38	0.20	15.95	0.22	15.29	0.15	14.86	0.14	97/01/20	3.2
118	US 1329	13.33	0.04	13.17	0.06	13.03	0.06	12.99	0.09	96/02/02	3.4
		13.24	0.04	13.14	0.06	13.06	0.07	13.02	0.09	97/12/25	3.6
119	MARK 1218	11.16	0.02	10.98	0.01	10.92	0.01	10.86	0.02	96/02/05	3.4
		11.02	0.02	10.87	0.03	10.83	0.02	10.81	0.04	97/12/24	3.5
120	Q 0835+4744	15.69	0.11	15.60	0.16	15.46	0.18	15.68	0.31	97/01/02	3.3
121	3C 207.0	15.09	0.09	15.11	0.13	15.10	0.17	15.14	0.24	96/12/23	3.9
122	KUV 08377+4136	–	–	–	–	–	–	–	–	–	–
		14.91	0.08	14.73	0.10	14.69	0.12	14.44	0.14	98/02/08	3.2
123	PG 0844+349	11.95	0.02	11.92	0.03	11.90	0.03	11.88	0.04	96/02/02	3.4
		11.88	0.03	11.82	0.05	11.81	0.05	11.81	0.07	97/12/24	3.5
124	55W 179	16.06	0.15	14.73	0.07	14.44	0.07	14.30	0.08	97/02/12	3.5
		15.77	0.26	14.55	0.13	14.19	0.12	14.10	0.15	98/03/18	3.4
125	CSO 2	13.97	0.07	13.86	0.09	13.89	0.11	13.68	0.12	96/12/07	2.9
		14.16	0.05	14.07	0.08	14.11	0.10	14.13	0.14	98/01/06	3.5
126	US 1742	15.14	0.15	15.09	0.23	15.03	0.28	14.87	0.33	96/12/02	3.4
127	LB 8741	15.01	0.16	15.27	0.30	15.53	0.48	–	–	96/12/07	2.9
		15.04	0.06	14.95	0.09	14.88	0.11	14.72	0.13	98/01/24	3.7
128	MS 08475+2813	14.97	0.11	14.91	0.16	14.83	0.18	14.73	0.23	96/12/09	3.2

Table 2c-Continued.

Number	Name	K'_7	$\sigma_{K'_7}$	K'_{10}	$\sigma_{K'_{10}}$	K'_{12}	$\sigma_{K'_{12}}$	K'_{15}	$\sigma_{K'_{15}}$	date	FWHM''
129	US 1786	14.37	0.10	14.42	0.16	14.36	0.20	14.46	0.30	96/12/22	3.1
		14.46	0.04	14.41	0.06	14.36	0.07	14.26	0.09	98/01/21	3.9
130	MS 08495+0805	12.21	0.03	12.16	0.04	12.16	0.05	11.95	0.06	96/02/11	3.4
131	MS 08498+2820	15.60	0.11	15.71	0.19	15.63	0.23	15.86	0.39	97/02/19	3.4
		15.60	0.12	15.76	0.21	16.15	0.39	–	–	98/01/30	3.2
132	MS 08502+2825	15.57	0.17	15.80	0.32	15.87	0.44	14.97	0.27	96/12/02	3.4
		15.71	0.10	16.06	0.21	16.05	0.27	15.23	0.18	98/01/29	3.4
133	US 1867	13.54	0.07	13.39	0.10	13.35	0.12	13.30	0.15	96/02/07	3.6
		13.61	0.04	13.41	0.06	13.39	0.06	13.37	0.09	97/12/25	3.6
134	MARK 391	11.01	0.02	10.83	0.01	10.76	0.01	10.70	0.01	96/02/06	3.6
135	NGC 2683 U1	15.04	0.13	14.89	0.18	14.69	0.19	14.68	0.26	96/12/08	3.4
		15.02	0.11	15.17	0.19	15.16	0.24	15.46	0.43	98/01/19	3.4
136	LB 8948	13.01	0.05	13.00	0.06	12.95	0.06	12.89	0.07	96/12/07	2.9
		13.12	0.04	13.11	0.06	13.11	0.06	13.08	0.09	97/12/24	3.5
137	LB 8960	14.90	0.16	14.52	0.17	14.34	0.19	14.20	0.23	96/12/07	2.9
		15.16	0.08	15.14	0.12	15.36	0.19	15.37	0.26	98/01/30	3.2
138	US 2068	14.67	0.14	14.49	0.18	14.44	0.22	14.13	0.24	96/11/29	3.4
		14.70	0.05	14.62	0.07	14.56	0.08	14.43	0.10	98/01/21	3.9
139	KUV 09012+4019	13.89	0.06	13.85	0.09	13.79	0.11	13.71	0.14	97/02/22	3.2
		14.22	0.05	14.19	0.07	14.19	0.08	14.19	0.12	98/04/03	3.0
140	US 44	13.21	0.04	12.79	0.04	12.45	0.04	12.33	0.05	97/02/11	4.0
		13.15	0.03	12.82	0.03	12.40	0.03	12.38	0.04	97/12/27	3.5
141	1E 0906+4254	14.68	0.09	14.47	0.11	14.38	0.12	14.24	0.14	96/12/30	2.9
		14.98	0.06	15.12	0.10	15.14	0.13	15.19	0.19	98/03/02	3.3
142	4C 05.38	13.72	0.04	13.67	0.06	13.67	0.08	13.60	0.11	96/12/02	3.4
		13.84	0.06	14.02	0.11	14.09	0.16	14.22	0.23	98/01/02	3.5
143	MARK 704	10.49	0.02	10.43	0.02	10.41	0.02	10.40	0.02	96/02/03	3.2
		10.64	0.01	10.58	0.03	10.56	0.02	10.57	0.03	97/12/24	3.5
144	RXS J09189+3016	14.92	0.11	15.07	0.19	15.47	0.34	–	–	97/02/20	3.0
		14.80	0.08	14.96	0.15	15.15	0.22	15.33	0.36	98/01/26	3.4
145	RX J09190+3502B	–	–	–	–	–	–	–	–	–	–
146	E 0917+341	15.37	0.14	15.43	0.22	15.54	0.32	–	–	97/02/23	3.4
		14.94	0.06	14.89	0.09	14.93	0.12	14.90	0.16	98/03/02	3.3
147	RX J09249+2527	14.41	0.05	14.35	0.07	14.33	0.08	14.33	0.11	96/12/09	3.2

Table 2c-Continued.

Number	Name	K'_7	$\sigma_{K'_7}$	K'_{10}	$\sigma_{K'_{10}}$	K'_{12}	$\sigma_{K'_{12}}$	K'_{15}	$\sigma_{K'_{15}}$	date	FWHM''
148	PG 0923+201	12.22	0.03	12.17	0.03	12.14	0.03	12.12	0.04	96/02/01	3.6
		12.11	0.02	12.09	0.04	12.04	0.04	12.02	0.06	97/12/25	3.6
149	MARK 705	10.93	0.02	10.89	0.01	10.86	0.01	10.84	0.01	96/02/06	3.6
		11.10	0.02	11.08	0.03	11.07	0.03	11.07	0.04	97/12/24	3.5
150	B2 0923+39	13.95	0.06	13.33	0.05	12.03	0.04	11.84	0.04	96/12/21	2.8
		–	–	–	–	–	–	–	–	–	–
151	RX J09273+3045	15.71	0.19	15.28	0.20	15.00	0.19	14.58	0.18	96/12/08	3.4
152	MS 09309+2128	13.03	0.03	12.88	0.05	12.82	0.05	12.75	0.07	96/11/30	3.9
		13.06	0.03	13.02	0.04	13.05	0.05	13.10	0.07	97/12/27	3.5
153	US 737	13.65	0.06	13.70	0.09	13.83	0.13	13.82	0.18	96/02/02	3.4
		13.41	0.03	13.36	0.05	13.34	0.06	13.32	0.08	97/12/27	3.5
154	MARK 707	12.72	0.03	12.69	0.04	12.69	0.05	12.73	0.07	96/02/03	3.2
		12.80	0.04	12.65	0.05	12.62	0.06	12.58	0.08	97/12/24	3.5
155	TON 1078	13.77	0.07	13.60	0.09	13.51	0.11	13.39	0.14	96/02/02	3.4
		14.10	0.06	14.11	0.10	14.07	0.12	14.01	0.15	98/01/05	4.0
156	PG 0936+396	14.96	0.18	15.20	0.35	–	–	–	–	96/02/02	3.4
		14.64	0.08	14.57	0.11	14.57	0.15	14.39	0.17	98/02/12	3.3
157	US 822	15.03	0.10	15.28	0.20	15.35	0.27	–	–	96/12/09	3.2
		15.03	0.06	15.08	0.09	15.27	0.14	15.71	0.28	98/01/26	3.4
158	MS 09398+0952	15.02	0.07	15.01	0.11	15.10	0.15	15.18	0.22	97/01/31	3.0
159	HS 0940+4820	14.85	0.07	14.69	0.09	14.56	0.10	14.42	0.12	96/12/29	3.5
		15.12	0.06	15.06	0.08	15.06	0.11	15.20	0.17	98/01/29	3.4
160	2E 0944+4629	15.41	0.11	14.60	0.08	14.54	0.10	14.52	0.13	97/01/02	3.3
		15.39	0.08	14.71	0.07	14.63	0.08	14.55	0.10	98/02/10	3.3
161	US 995	13.57	0.06	13.57	0.09	13.57	0.12	13.43	0.15	96/02/10	3.2
		13.79	0.05	13.88	0.09	13.89	0.12	13.99	0.17	97/12/27	3.5
162	HS 0946+4845	14.55	0.13	14.74	0.24	14.92	0.36	14.54	0.35	96/11/29	3.4
		14.98	0.07	15.38	0.15	15.75	0.27	–	–	98/02/10	3.3
163	MARK 1239	9.49	0.01	9.48	0.01	9.49	0.01	9.50	0.01	96/02/12	3.3
164	US 1107	13.97	0.08	14.13	0.13	14.09	0.16	14.05	0.22	96/11/29	3.4
		13.91	0.04	13.89	0.06	13.81	0.07	13.85	0.10	98/01/16	3.4
165	PG 0953+415	12.72	0.03	12.75	0.05	12.74	0.06	12.78	0.08	96/02/02	3.4
		12.48	0.03	12.34	0.04	12.24	0.05	12.16	0.06	97/12/18	3.0

Table 2c-Continued.

Number	Name	K'_7	$\sigma_{K'_7}$	K'_{10}	$\sigma_{K'_{10}}$	K'_{12}	$\sigma_{K'_{12}}$	K'_{15}	$\sigma_{K'_{15}}$	date	FWHM''
166	3C 232	13.89	0.08	13.76	0.10	13.75	0.13	13.63	0.16	96/02/02	3.4
		13.71	0.04	13.66	0.06	13.61	0.08	13.52	0.09	98/01/05	4.0
167	NGC 3080	11.70	0.02	11.54	0.02	11.48	0.03	11.41	0.03	96/02/03	3.2
		11.79	0.02	11.61	0.04	11.55	0.03	11.50	0.05	97/12/24	3.5
168	IRAS 09595-0755	12.14	0.02	11.89	0.03	11.75	0.03	11.64	0.04	96/02/11	3.4
		11.84	0.02	11.60	0.04	11.45	0.03	11.29	0.04	97/12/25	3.6
169	KUV 09597+3343	15.39	0.26	15.48	0.44	15.27	0.46	–	–	97/02/22	3.2
170	KUV 10000+3255	15.13	0.22	14.74	0.24	14.57	0.26	14.85	0.46	96/11/30	3.9
		15.23	0.08	15.19	0.11	15.06	0.12	14.88	0.14	98/02/06	3.3
171	TON 28	12.90	0.03	12.92	0.04	12.94	0.06	12.93	0.08	96/02/02	3.4
172	PG 1001+05	13.11	0.04	13.05	0.06	13.01	0.07	13.02	0.10	96/02/10	3.2
		13.30	0.04	13.27	0.07	13.26	0.08	13.30	0.11	97/12/24	3.5
173	PKS 1004+13	12.78	0.04	12.77	0.05	12.80	0.06	12.83	0.08	96/02/01	3.6
		12.62	0.03	12.62	0.05	12.60	0.06	12.57	0.07	97/12/18	3.0
174	RXS J10079+4918	14.22	0.05	14.22	0.08	14.22	0.10	14.29	0.14	97/02/20	3.0
		14.66	0.09	14.57	0.12	14.68	0.17	14.57	0.21	98/01/19	3.4
175	TON 488	13.91	0.11	13.87	0.13	13.96	0.17	14.28	0.31	96/01/30	3.8
		14.10	0.09	14.05	0.12	14.10	0.17	14.25	0.26	96/04/05	3.8
176	4C 41.21	13.96	0.08	13.77	0.10	13.80	0.13	13.79	0.18	96/11/30	3.9
177	Q 1008+0058	12.94	0.04	12.90	0.05	12.87	0.06	12.88	0.09	96/02/10	3.2
		12.97	0.03	12.94	0.05	13.01	0.07	13.09	0.10	96/11/30	3.9
178	CSO 37	–	–	–	–	–	–	–	–	–	–
179	TON 1187	12.63	0.08	12.64	0.07	12.65	0.08	12.69	0.09	96/01/30	3.8
		12.60	0.03	12.60	0.04	12.64	0.05	12.64	0.07	97/12/24	3.5
180	PG 1011-040	12.15	0.02	12.14	0.04	12.13	0.04	12.14	0.06	96/02/11	3.4
		12.21	0.03	12.11	0.05	12.14	0.06	12.15	0.08	97/12/25	3.6
181	PKS 1011+23	14.24	0.05	12.13	0.01	11.70	0.01	11.66	0.02	96/12/08	3.4
		13.89	0.03	12.18	0.01	11.68	0.01	11.60	0.02	98/01/21	3.9
182	PG 1012+008	12.55	0.04	12.46	0.04	12.46	0.05	12.53	0.07	96/02/01	3.6
		12.55	0.03	12.54	0.04	12.53	0.05	12.55	0.08	97/12/18	3.0
183	Q 1013+0124	14.49	0.18	14.65	0.31	14.72	0.43	14.54	0.50	96/11/30	3.9
184	MARK 720	12.20	0.02	12.06	0.03	12.02	0.03	11.96	0.04	96/02/03	3.2
185	Q 1015-0121	14.92	0.10	14.77	0.13	14.76	0.17	14.81	0.24	96/12/31	3.0
186	PG 1016+336	11.93	0.02	11.88	0.02	11.89	0.03	11.92	0.04	96/02/06	3.6

Table 2c-Continued.

Number	Name	K'_7	$\sigma_{K'_7}$	K'_{10}	$\sigma_{K'_{10}}$	K'_{12}	$\sigma_{K'_{12}}$	K'_{15}	$\sigma_{K'_{15}}$	date	FWHM''
187	MS 10182+2010	15.25	0.09	15.57	0.20	15.64	0.27	15.82	0.44	97/02/24	2.9
188	B2 1028+31	13.15	0.04	13.18	0.06	13.23	0.08	13.41	0.14	96/11/30	3.9
189	MS 10461+1411	14.73	0.06	14.87	0.11	15.12	0.18	15.58	0.37	97/02/24	2.9
190	Q 1047+067	13.37	0.05	13.42	0.08	13.50	0.10	13.64	0.16	96/11/30	3.9
		13.17	0.03	13.06	0.04	13.04	0.04	13.03	0.06	97/12/25	3.6
191	MS 10470+3537	13.85	0.06	13.84	0.09	13.73	0.10	13.86	0.15	96/12/29	3.5
		13.71	0.06	13.74	0.09	13.77	0.12	13.78	0.15	98/01/16	3.4
192	CSO 292	13.31	0.04	13.41	0.07	13.46	0.09	13.60	0.14	96/11/30	3.9
193	PG 1049-005	12.94	0.04	12.95	0.07	12.94	0.08	12.95	0.12	96/02/12	3.3
		12.89	0.04	12.81	0.06	12.86	0.08	12.83	0.10	97/12/18	3.0
194	MARK 634	12.16	0.02	12.05	0.03	11.99	0.03	11.98	0.04	96/02/03	3.2
		12.26	0.03	12.15	0.05	12.17	0.05	12.20	0.07	97/12/25	3.6
195	RXS J11006+4316	14.24	0.04	14.23	0.07	14.24	0.09	14.27	0.13	97/02/01	3.0
196	RXS J11008+2839	14.13	0.08	14.14	0.12	14.11	0.15	14.05	0.20	97/02/22	3.2
		14.21	0.06	14.24	0.08	14.27	0.11	14.30	0.15	98/01/19	3.4
197	MARK 728	12.12	0.02	12.06	0.03	12.06	0.03	12.07	0.04	96/02/03	3.2
		12.31	0.03	12.24	0.05	12.23	0.06	12.18	0.08	97/12/25	3.6
198	TOL 1059+105	13.32	0.06	13.47	0.11	13.57	0.15	13.76	0.25	96/02/05	3.4
		13.19	0.03	13.17	0.04	13.14	0.06	13.17	0.08	97/12/27	3.5
199	1059.6+0157	15.76	0.14	15.68	0.20	15.70	0.27	15.78	0.40	97/01/03	3.6
		15.31	0.09	15.18	0.12	15.06	0.14	14.72	0.15	98/02/06	3.3
200	PKS 1103-006	13.87	0.09	13.79	0.14	13.67	0.16	13.46	0.18	96/02/12	3.3
		13.75	0.05	13.71	0.07	13.60	0.08	13.39	0.09	98/01/05	4.0
201	MC 1104+167	14.12	0.09	14.11	0.14	14.06	0.17	14.04	0.23	96/02/02	3.4
		14.12	0.05	14.29	0.09	14.48	0.13	14.53	0.19	98/01/19	3.4
202	PG 1112+431	14.37	0.16	14.26	0.22	14.47	0.35	14.38	0.44	96/02/11	3.4
203	PG 1114+445	–	–	–	–	–	–	–	–	–	–
204	PG 1115+407	12.62	0.03	12.55	0.04	12.49	0.05	12.54	0.07	96/02/12	3.3
		12.47	0.03	12.42	0.04	12.41	0.04	12.39	0.06	98/04/03	3.0
205	PG 1116+215	11.36	0.02	11.38	0.02	11.36	0.03	11.36	0.03	96/02/02	3.4
		11.64	0.02	11.61	0.03	11.61	0.03	11.61	0.05	98/01/06	3.5
206	MARK 734	11.87	0.02	11.81	0.02	11.77	0.03	11.75	0.04	96/02/05	3.4
		11.71	0.02	11.67	0.03	11.68	0.03	11.71	0.05	97/12/24	3.5
207	RXS J11240+3110	13.51	0.04	13.53	0.05	13.55	0.06	13.55	0.07	97/02/06	3.3

Table 2c-Continued.

Number	Name	K'_7	$\sigma_{K'_7}$	K'_{10}	$\sigma_{K'_{10}}$	K'_{12}	$\sigma_{K'_{12}}$	K'_{15}	$\sigma_{K'_{15}}$	date	FWHM''
208	PG 1121+422	13.07	0.04	12.96	0.06	12.86	0.07	12.70	0.09	96/02/12	3.3
209	A1 27	13.75	0.08	13.66	0.11	13.54	0.12	13.44	0.16	96/02/10	3.2
210	MARK 423	11.41	0.02	11.24	0.01	11.19	0.01	11.15	0.02	96/02/06	3.6
		11.44	0.03	11.26	0.03	11.19	0.04	11.17	0.04	98/01/02	3.5
211	US 2450	14.64	0.08	14.89	0.15	15.17	0.25	15.31	0.40	97/02/22	3.2
		14.52	0.04	14.43	0.06	14.42	0.08	14.17	0.08	98/01/24	3.7
212	MARK 1298	11.10	0.02	11.08	0.01	11.07	0.01	11.05	0.02	96/02/06	3.6
		11.22	0.01	11.20	0.01	11.21	0.02	11.24	0.02	98/01/24	3.7
213	MARK 1447	12.66	0.03	12.44	0.03	12.19	0.03	12.13	0.05	96/02/05	3.4
		12.54	0.03	12.25	0.04	11.95	0.03	11.89	0.04	97/12/24	3.5
214	B2 1128+31	-	-	-	-	-	-	-	-	-	-
215	3C 261	15.01	0.10	14.62	0.11	14.64	0.14	14.68	0.19	96/12/31	3.0
216	MARK 739E	10.90	0.02	10.70	0.01	10.63	0.01	10.57	0.01	96/02/06	3.6
217	MCG 06.26.012	12.31	0.03	12.08	0.03	12.00	0.03	11.92	0.04	96/02/05	3.4
		12.34	0.03	12.10	0.04	11.92	0.04	11.82	0.06	97/12/24	3.5
218	MARK 744	10.63	0.02	10.48	0.01	10.41	0.01	10.33	0.02	96/02/06	3.6
		10.67	0.01	10.51	0.01	10.42	0.01	10.34	0.02	98/01/24	3.7
219	WAS 26	12.58	0.03	12.57	0.04	12.58	0.04	12.63	0.06	96/02/02	3.4
		12.64	0.04	12.56	0.05	12.52	0.06	12.47	0.07	97/12/18	3.0
220	CG 855	12.14	0.03	12.00	0.03	11.97	0.04	11.95	0.05	96/02/05	3.4
		12.23	0.04	12.14	0.05	12.15	0.07	12.22	0.09	98/01/02	3.5
221	MS 11435-0411	13.37	0.05	13.35	0.06	13.32	0.08	13.30	0.11	97/02/11	4.0
222	MC 1146+111	15.66	0.27	15.53	0.37	15.41	0.42	-	-	96/12/08	3.4
		15.40	0.08	15.45	0.12	15.48	0.16	15.61	0.25	98/03/07	3.4
223	CBS 147	13.98	0.08	14.00	0.12	13.99	0.15	13.76	0.17	96/02/02	3.4
224	PG 1151+117	13.20	0.08	13.42	0.10	13.52	0.12	13.64	0.18	96/01/31	3.7
225	CBS 151	16.63	0.36	16.14	0.36	16.07	0.43	15.63	0.40	96/12/29	3.5
226	4C 29.45	12.50	0.05	12.43	0.07	12.46	0.09	12.49	0.12	98/01/02	3.5
227	GQ COM	12.63	0.08	12.60	0.06	12.57	0.07	12.54	0.08	96/01/31	3.7
		12.93	0.04	12.97	0.07	13.01	0.09	13.23	0.14	97/12/18	3.0
228	UGC 7064	11.08	0.01	10.88	0.01	10.79	0.01	10.73	0.02	96/02/12	3.3
		11.07	0.02	10.87	0.02	10.83	0.04	10.81	0.03	98/01/02	3.5
229	Q 1211+0848	15.99	0.26	15.61	0.28	15.77	0.42	-	-	96/12/08	3.4

Table 2c-Continued.

Number	Name	K'_7	$\sigma_{K'_7}$	K'_{10}	$\sigma_{K'_{10}}$	K'_{12}	$\sigma_{K'_{12}}$	K'_{15}	$\sigma_{K'_{15}}$	date	FWHM''
230	PG 1211+143	11.35	0.07	11.35	0.05	11.34	0.05	11.34	0.05	96/01/31	3.7
		11.40	0.01	11.41	0.01	11.42	0.02	11.42	0.03	98/01/24	3.7
231	WAS 49B	12.66	0.03	12.42	0.03	12.33	0.04	12.29	0.05	96/02/06	3.6
232	PKS 1216-010	14.51	0.13	14.56	0.21	14.53	0.26	14.20	0.27	96/02/02	3.4
		–	–	–	–	–	–	–	–	–	–
233	MARK 1320	13.04	0.05	12.93	0.07	12.90	0.08	12.82	0.11	96/02/11	3.4
		13.33	0.03	13.31	0.05	13.30	0.07	13.26	0.08	97/12/27	3.5
234	PG 1216+069	12.92	0.04	11.57	0.02	11.18	0.04	11.13	0.02	98/01/02	3.5
235	Q 1220+0939	–	–	–	–	–	–	–	–	–	–
		15.53	0.10	15.48	0.14	15.48	0.18	15.50	0.25	98/01/30	3.2
236	MS 12209+1601	13.69	0.06	13.61	0.09	13.60	0.11	13.46	0.14	96/02/06	3.6
		13.73	0.03	13.71	0.04	13.66	0.05	13.60	0.07	98/01/21	3.9
237	B2 1223+25	–	–	–	–	–	–	–	–	–	–
238	2E 1224+0930	15.39	0.09	15.33	0.14	15.34	0.17	15.36	0.25	97/01/20	3.2
		14.94	0.06	14.78	0.08	14.60	0.08	14.41	0.09	98/01/31	3.4
239	3C 273.0	9.71	0.07	9.69	0.06	9.68	0.06	9.68	0.05	96/01/30	3.8
		9.98	0.01	9.99	0.01	9.99	0.01	9.99	0.01	98/01/24	3.7
240	Q 1228-0130	15.75	0.16	16.18	0.37	–	–	–	–	97/01/26	4.0
241	TON 1542	11.88	0.02	11.79	0.02	11.76	0.02	11.73	0.03	96/02/06	3.6
		11.86	0.03	11.80	0.04	11.81	0.05	11.89	0.06	98/01/02	3.5
242	CSO 150	14.76	0.19	14.86	0.30	14.81	0.37	14.57	0.41	96/01/30	3.8
		14.58	0.09	14.54	0.14	14.47	0.17	14.23	0.19	96/02/21	3.3
243	IC 3528	11.82	0.02	11.62	0.01	11.54	0.02	11.49	0.02	96/02/06	3.6
		11.85	0.02	11.67	0.03	11.63	0.03	11.65	0.04	97/12/25	3.6
244	MC 1233+108	15.52	0.10	15.63	0.18	15.69	0.24	15.95	0.42	97/01/06	3.7
245	Q 1235+0216	–	–	–	–	–	–	–	–	–	–
246	NGC 4593	9.70	0.03	9.52	0.02	9.45	0.02	9.40	0.02	98/01/31	3.4
247	WAS 61	11.83	0.01	11.82	0.02	11.77	0.03	11.74	0.04	96/02/11	3.4
		11.66	0.03	11.68	0.04	11.68	0.06	11.76	0.07	98/01/02	3.5
248	Q 1240+1546	13.05	0.04	12.98	0.05	13.00	0.06	13.00	0.09	96/02/06	3.6
		13.15	0.04	13.06	0.06	13.09	0.08	13.20	0.11	98/01/02	3.5
249	CBS 63	15.69	0.22	15.85	0.40	–	–	–	–	97/02/23	3.4
		15.67	0.13	15.88	0.25	16.04	0.37	–	–	98/02/12	3.3

Table 2c-Continued.

Number	Name	K'_7	$\sigma_{K'_7}$	K'_{10}	$\sigma_{K'_{10}}$	K'_{12}	$\sigma_{K'_{12}}$	K'_{15}	$\sigma_{K'_{15}}$	date	FWHM''
250	Q 1240+1746	16.06	0.25	–	–	–	–	–	–	96/12/31	3.0
		15.17	0.12	15.15	0.17	15.01	0.19	14.97	0.25	98/03/18	3.4
251	4C 45.26	15.24	0.15	15.05	0.19	14.83	0.20	14.54	0.21	96/12/21	2.8
		15.81	0.14	15.71	0.19	15.53	0.21	15.51	0.28	98/02/02	3.5
252	MS 12480-0600A	14.66	0.05	14.48	0.07	14.37	0.08	14.18	0.09	97/02/12	3.5
253	CSO 769	14.71	0.14	14.30	0.15	14.08	0.15	13.57	0.13	97/02/23	3.4
254	MS 12545+2209	12.80	0.03	12.53	0.03	12.53	0.04	12.53	0.05	97/02/23	3.4
255	MARK 783	12.89	0.03	12.92	0.04	12.94	0.06	12.98	0.08	96/02/06	3.6
256	US 272	15.62	0.15	15.70	0.24	16.11	0.45	15.73	0.44	97/01/28	2.9
257	3C 281	15.06	0.19	15.09	0.30	15.33	0.49	–	–	97/02/23	3.4
		15.10	0.07	15.07	0.11	15.12	0.15	15.11	0.20	98/01/30	3.2
258	MS 13061-0115	15.06	0.12	15.38	0.24	15.59	0.38	–	–	97/02/06	3.3
259	PG 1307+085	12.47	0.07	12.39	0.07	12.35	0.07	12.29	0.07	96/01/30	3.8
260	CSO 835	–	–	–	–	–	–	–	–	–	–
		–	–	–	–	–	–	–	–	–	–
261	B2 1308+32	–	–	–	–	–	–	–	–	–	–
262	PG 1309+355	12.48	0.03	12.47	0.03	12.50	0.04	12.56	0.06	96/02/02	3.4
		12.55	0.03	12.59	0.05	12.62	0.06	12.66	0.09	98/03/01	3.5
263	RXS J13129+2628	13.04	0.04	12.96	0.05	12.94	0.05	12.94	0.07	96/12/29	3.5
		13.02	0.02	12.87	0.02	12.82	0.02	12.80	0.03	98/01/29	3.4
264	Q 1316+0103	14.85	0.07	14.70	0.09	14.57	0.11	14.38	0.12	97/01/30	3.2
		14.96	0.07	14.79	0.09	14.72	0.10	14.55	0.12	98/02/10	3.3
265	MARK 1347	11.56	0.02	11.45	0.01	11.43	0.02	11.41	0.02	96/02/06	3.6
		11.51	0.02	11.40	0.02	11.38	0.02	11.38	0.02	98/01/26	3.4
266	Q 1326-0516	13.18	0.08	13.24	0.09	13.28	0.11	13.33	0.14	96/01/30	3.8
		13.26	0.04	13.28	0.05	13.32	0.06	13.32	0.08	98/01/31	3.4
267	MS 13285+3135	14.69	0.09	14.61	0.13	14.46	0.14	14.35	0.17	97/02/20	3.0
		15.30	0.39	–	–	–	–	–	–	98/01/24	3.7
268	Q 1330-0156	15.97	0.16	15.96	0.25	15.71	0.26	15.55	0.31	97/01/27	3.8
269	1333.3+2604	15.01	0.09	15.11	0.15	15.12	0.20	15.60	0.42	97/01/25	3.8
270	Q 1334-0232	15.51	0.14	15.72	0.25	15.60	0.29	14.73	0.18	97/02/22	3.2
271	IRAS 13349+2438	10.53	0.01	10.53	0.01	10.54	0.01	10.55	0.01	96/02/10	3.2
		10.62	0.01	10.60	0.01	10.59	0.01	10.57	0.01	98/01/24	3.7

Table 2c-Continued.

Number	Name	K'_7	$\sigma_{K'_7}$	K'_{10}	$\sigma_{K'_{10}}$	K'_{12}	$\sigma_{K'_{12}}$	K'_{15}	$\sigma_{K'_{15}}$	date	FWHM''
272	Q 1338-0030	14.37	0.11	14.48	0.18	14.53	0.25	14.44	0.31	97/02/23	3.4
		14.45	0.04	14.31	0.06	14.28	0.07	14.23	0.09	98/01/30	3.2
273	TON 730	12.58	0.03	12.51	0.03	12.50	0.04	12.46	0.05	96/02/06	3.6
		12.87	0.04	12.76	0.05	12.76	0.07	12.85	0.10	97/12/18	3.0
274	MARK 69	13.04	0.04	12.93	0.06	12.87	0.07	12.82	0.09	96/02/05	3.4
		13.24	0.03	13.23	0.05	13.25	0.06	13.31	0.09	98/03/02	3.3
275	1343.9+2828	16.19	0.29	16.18	0.45	15.95	0.47	14.80	0.23	97/01/27	3.8
276	MARK 662	12.13	0.02	12.11	0.02	12.09	0.03	12.08	0.04	96/02/06	3.6
		11.97	0.04	11.95	0.03	11.94	0.03	11.93	0.04	98/01/31	3.4
277	PG 1352+183	13.28	0.05	13.29	0.08	13.27	0.09	13.35	0.14	96/02/10	3.2
278	MARK 463E	10.34	0.02	10.28	0.01	10.27	0.01	10.26	0.01	96/02/06	3.6
		10.32	0.03	10.27	0.02	10.25	0.02	10.24	0.02	98/01/31	3.4
279	PG 1402+261	11.87	0.02	11.86	0.02	11.88	0.03	11.92	0.04	96/02/10	3.2
		12.21	0.03	12.23	0.03	12.22	0.03	12.19	0.04	98/01/26	3.4
280	PG 1404+226	13.14	0.04	13.19	0.07	13.18	0.08	13.20	0.12	96/02/10	3.2
		13.11	0.03	13.21	0.04	13.28	0.06	13.47	0.09	98/03/02	3.3
281	OQ 208	11.69	0.02	11.63	0.02	11.61	0.02	11.60	0.03	96/02/06	3.6
		11.79	0.02	11.72	0.02	11.69	0.02	11.65	0.03	98/01/26	3.4
282	Q 1404-0455	14.64	0.18	14.34	0.20	14.35	0.25	14.29	0.33	96/01/30	3.8
283	PG 1407+265	13.90	0.10	13.86	0.12	13.74	0.13	13.62	0.16	96/01/31	3.7
		14.41	0.09	14.73	0.19	14.81	0.26	–	–	98/02/12	3.3
284	PG 1411+442	11.56	0.01	11.56	0.02	11.56	0.02	11.59	0.03	96/02/10	3.2
		11.48	0.02	11.47	0.02	11.46	0.02	11.48	0.03	98/03/02	3.3
285	PG 1415+451	12.24	0.02	12.26	0.03	12.27	0.03	12.35	0.05	96/02/10	3.2
		12.13	0.02	12.11	0.03	12.09	0.04	12.08	0.05	98/03/02	3.3
286	NGC 5548	10.06	0.01	9.97	0.01	9.92	0.01	9.89	0.01	96/02/12	3.3
		10.14	0.03	10.03	0.02	9.98	0.02	9.95	0.02	98/01/31	3.4
287	H 1419+480	11.66	0.01	11.67	0.02	11.71	0.03	11.75	0.04	96/02/12	3.3
		11.39	0.02	11.38	0.02	11.37	0.02	11.38	0.03	98/03/02	3.3
288	MS 14201+2956	12.39	0.03	12.30	0.04	12.29	0.04	12.29	0.06	96/02/12	3.3
289	B2 1420+32	15.44	0.12	15.40	0.19	15.45	0.25	15.57	0.39	97/02/01	3.0
290	MARK 471	11.29	0.01	11.15	0.01	11.09	0.01	11.06	0.02	96/02/12	3.3
		11.31	0.02	11.14	0.02	11.06	0.02	11.00	0.02	98/03/02	3.3

Table 2c-Continued.

Number	Name	K'_7	$\sigma_{K'_7}$	K'_{10}	$\sigma_{K'_{10}}$	K'_{12}	$\sigma_{K'_{12}}$	K'_{15}	$\sigma_{K'_{15}}$	date	FWHM''
291	B 1422+231	12.59	0.02	12.50	0.02	12.47	0.02	12.44	0.03	97/02/19	3.4
		12.53	0.03	12.42	0.04	12.38	0.05	12.33	0.06	98/03/01	3.5
292	2E 1423+2008	12.71	0.03	12.65	0.04	12.64	0.05	12.56	0.06	96/02/10	3.2
		12.96	0.05	12.90	0.08	13.08	0.11	13.08	0.15	98/01/02	3.5
293	MARK 813	12.37	0.07	12.41	0.07	12.43	0.07	12.45	0.08	96/01/30	3.8
		12.22	0.03	12.24	0.04	12.26	0.05	12.28	0.07	98/02/08	3.2
294	B2 1425+26	13.62	0.09	13.65	0.11	13.87	0.16	14.12	0.26	96/01/30	3.8
		13.58	0.05	13.49	0.07	13.47	0.08	13.62	0.13	98/02/12	3.3
295	MARK 1383	11.32	0.01	11.30	0.01	11.30	0.02	11.30	0.02	96/02/22	3.2
		11.25	0.01	11.24	0.01	11.22	0.01	11.21	0.02	98/02/02	3.5
296	MARK 684	11.51	0.02	11.41	0.01	11.36	0.01	11.32	0.02	96/02/06	3.6
		11.53	0.02	11.43	0.02	11.38	0.02	11.33	0.02	98/01/26	3.4
297	MS 14315+0526	14.63	0.09	14.54	0.13	14.47	0.15	14.53	0.22	96/12/31	3.0
298	MARK 474	12.14	0.02	11.99	0.03	11.94	0.03	11.89	0.04	96/02/12	3.3
		12.23	0.02	12.10	0.03	12.02	0.03	11.99	0.04	98/03/01	3.5
299	PG 1435-067	12.76	0.03	12.70	0.05	12.67	0.06	12.62	0.08	96/02/22	3.2
300	MARK 478	11.16	0.01	11.16	0.01	11.16	0.01	11.18	0.02	96/02/10	3.2
		11.06	0.02	11.07	0.02	11.07	0.02	11.07	0.02	98/03/02	3.3
301	PG 1444+407	12.78	0.03	12.84	0.05	12.90	0.06	13.02	0.09	96/02/10	3.2
		12.82	0.04	12.82	0.05	12.77	0.06	12.74	0.07	96/04/05	3.8
302	Q 1446-0035	14.40	0.07	14.34	0.10	14.40	0.13	14.51	0.19	97/02/06	3.3
		14.52	0.07	14.44	0.10	14.29	0.11	14.37	0.17	98/03/15	3.7
303	PG 1448+273	12.13	0.02	12.09	0.03	12.11	0.03	12.13	0.04	96/02/10	3.2
		12.23	0.03	12.25	0.04	12.27	0.05	12.28	0.07	98/03/02	3.3
304	MS 14564+2147	13.12	0.05	13.02	0.06	12.98	0.08	12.93	0.11	96/02/12	3.3
		12.85	0.02	12.81	0.02	12.79	0.03	12.81	0.04	98/03/02	3.3
305	MS 15005+2552	14.19	0.04	14.11	0.06	14.12	0.08	14.09	0.10	97/02/19	3.4
306	MARK 841	11.71	0.01	11.64	0.02	11.63	0.02	11.61	0.03	96/02/12	3.3
		11.64	0.01	11.60	0.02	11.58	0.02	11.57	0.03	98/02/02	3.5
307	MARK 840	12.77	0.02	12.77	0.02	12.78	0.02	12.78	0.02	98/03/17	3.2
308	PKS 1509+022	14.11	0.03	14.02	0.04	13.96	0.05	13.66	0.05	97/02/24	2.9
		14.25	0.07	14.32	0.12	14.34	0.15	14.19	0.18	98/03/15	3.7
309	MS 15198-0633	12.59	0.02	12.51	0.03	12.51	0.04	12.50	0.06	96/02/22	3.2
		12.40	0.02	12.36	0.03	12.38	0.03	12.42	0.04	98/03/07	3.4

Table 2c-Continued.

Number	Name	K'_7	$\sigma_{K'_7}$	K'_{10}	$\sigma_{K'_{10}}$	K'_{12}	$\sigma_{K'_{12}}$	K'_{15}	$\sigma_{K'_{15}}$	date	FWHM''
310	LB 9695	–	–	–	–	–	–	–	–	–	–
		15.28	0.08	15.41	0.13	15.38	0.17	15.15	0.19	98/03/17	3.2
311	OR 139	14.58	0.07	14.61	0.10	14.51	0.12	14.43	0.15	97/01/28	2.9
		14.92	0.07	14.90	0.10	14.88	0.13	14.72	0.15	98/02/06	3.3
312	QNZ5:02	13.96	0.05	13.93	0.07	13.79	0.08	13.71	0.11	97/02/23	3.4
		14.05	0.07	14.08	0.11	14.00	0.13	13.98	0.18	98/02/12	3.3
313	MARK 1098	11.75	0.01	11.64	0.02	11.60	0.02	11.58	0.03	96/02/10	3.2
		11.66	0.01	11.58	0.01	11.54	0.02	11.53	0.03	98/02/02	3.5
314	NGC 5940	11.82	0.01	11.52	0.02	11.41	0.02	11.33	0.02	96/02/22	3.2
		11.73	0.04	11.46	0.03	11.33	0.03	11.23	0.03	98/01/31	3.4
315	KUV 15524+2153	14.14	0.06	14.15	0.09	14.12	0.11	14.13	0.15	97/02/22	3.2
		14.15	0.04	14.03	0.05	13.95	0.06	13.84	0.07	98/03/16	3.6
316	MS 16118-0323	14.26	0.05	14.25	0.08	14.16	0.09	13.82	0.09	98/04/03	3.0
317	MARK 877	12.42	0.02	12.43	0.03	12.41	0.03	12.41	0.04	98/04/03	3.0
318	PG 1634+706	12.49	0.02	12.49	0.03	12.50	0.03	12.51	0.04	97/02/22	3.2
		12.44	0.02	12.41	0.02	12.39	0.03	12.33	0.04	98/03/07	3.4
319	RXS J16446+2619	14.31	0.08	14.31	0.12	14.36	0.16	14.73	0.31	97/02/11	4.0
		14.15	0.04	14.18	0.06	14.24	0.07	14.29	0.11	98/03/16	3.6
320	TEX 1652+151	14.10	0.05	13.95	0.07	13.89	0.08	13.75	0.10	97/02/20	3.0
		14.17	0.04	14.07	0.05	14.00	0.06	13.93	0.08	98/03/16	3.6
321	2E 1654+3514	15.03	0.14	14.96	0.21	14.87	0.24	14.55	0.25	97/02/20	3.0
		15.18	0.09	15.17	0.13	15.08	0.15	15.04	0.19	98/03/18	3.4
322	PKS 1725+044	13.93	0.03	13.78	0.05	13.72	0.06	13.57	0.07	98/04/03	3.0
323	PKS 1739+18C	13.37	0.03	13.47	0.05	13.51	0.07	13.61	0.11	97/02/24	2.9
		13.51	0.04	13.55	0.06	13.57	0.08	13.69	0.12	98/03/07	3.4
324	TEX 1750+175	14.68	0.08	14.71	0.13	14.88	0.19	14.92	0.28	98/04/03	3.0
325	OX 169	13.33	0.09	13.46	0.15	13.57	0.20	14.13	0.46	98/01/16	3.4
326	PG 2233+134	14.00	0.07	14.02	0.11	14.10	0.15	14.28	0.24	98/01/21	3.9
327	PB 5155	14.88	0.12	14.87	0.19	14.64	0.19	14.66	0.27	96/12/23	3.9
328	3C 459.0	13.77	0.06	13.65	0.08	13.71	0.10	13.64	0.12	97/12/31	3.5
329	Q 2350-007B	15.97	0.24	–	–	–	–	–	–	97/01/02	3.3
330	PB 5577	14.95	0.14	15.10	0.25	14.96	0.28	14.72	0.31	96/12/02	3.4
		14.58	0.06	14.51	0.09	14.52	0.11	14.44	0.14	97/12/27	3.5

Table 2c-Continued.

Number	Name	K'_7	$\sigma_{K'_7}$	K'_{10}	$\sigma_{K'_{10}}$	K'_{12}	$\sigma_{K'_{12}}$	K'_{15}	$\sigma_{K'_{15}}$	date	FWHM''
331	Q 2352+0025	13.65	0.05	13.50	0.05	13.48	0.06	13.40	0.08	96/12/23	3.9
		13.80	0.05	13.80	0.07	13.72	0.08	13.65	0.09	97/12/31	3.5

Note. — The number in the subscript corresponds to the aperture radius in unit of pixel. The pixel scale in this study is $1.07''\text{pix}^{-1}$.