

# A Method to Search for Local Sources of Short Duration Bursts of Superhigh Energy Gamma Rays

E.N.Alexeyev, D.D.Djappuev, A.U.Kudjaev, S.Kh.Ozrokov

*Institute for Nuclear Research, Russian Academy of Sciences, 60th October Anniversary Avenue, 7a, Moscow 117231, Russia*

---

## Abstract

A method of a search for local sources of superhigh energy gamma rays is described in the paper. It is shown that the method is more effective than the usually used method extracting excess from total intensity if gamma ray burst durations are short. Using the suggested method, the information detected with the Baksan installation “Carpet” during 1992-1996 years was analyzed. An excess of event numbers was found at the confidence level of  $6.5\sigma$  in the direction to Mrk 501.

*Key words:* high energy gamma rays, neutrino telescope

*PACS:* 26.65.+x, 95.45.+i, 95.85.Ry, 96.40.-z

---

## 1 Introduction

The considerable progress began to show in astrophysics of high energy gamma rays at the present time. Using the terrestrial Cherenkov telescopes, gamma rays from cores of active galaxies Mrn 501 and Mrn 421, which are located at the distances of about 150 Mpc, were detected [1,2]. The signal from the Crab nebula detected formerly by the same telescopes is presently used as the “standard” candle. That success in high energy gamma ray astronomy is mainly due to Imaging Atmospheric Cherenkov Technique originally proposed in 1977 [3]. Meanwhile, there are no reliable data on the detection of superhigh energy gamma rays from local sources using Extensive Air Shower (EAS) arrays except the Tibet detector [4] which detected gamma rays from Mrn 501 in the similar energy region (about 10 TeV). Revealing local sources which emit gamma rays in superhigh energy region (above 100 TeV) would allow us to make a step to understanding the nature of superhigh energy particle acceleration.

In the paper a method of a detection of gamma rays with energy of  $E \geq 10^{14}eV$  is suggested. The method has a high sensitivity to local gamma ray sources in the case of the radiation from these sources to be discrete one and to have duration of about 1 second for any burst, if such sources really exist in our universe.

## 2 The Method of the Search for Local Sources

The main point of the method consists in the selection of pair events every one of which arrived in the detector from the same direction and a time interval  $\Delta t$  between them is short. It is not difficult to show that for some groups of superhigh energy gamma ray sources with short burst duration, the suggested method is more effective than the usually used one which looks for exceeding over background in summary intensity.

Assume  $m_\gamma$  to be a number of events which arrive at a detector from any source within an angle cell of sky sphere with dimensions of  $\Delta\alpha$  and  $\Delta\delta$  during time interval  $\tau$ . Let  $N$  to be a number of such bursts within an observation time  $T$ . Then the efficiency of the search using summary intensities will be equal to following

$$E_1 = \frac{m_\gamma \cdot N}{n_f \cdot T}, \quad (1)$$

where  $n_f$  is a background counting rate within an angle cell in the direction to a supposed source.

The search efficiency for the above mentioned pair events defined by the similar way is the next

$$E_2 = \frac{m_\gamma^2 \cdot N}{\tau \cdot n_f^2 \cdot T}. \quad (2)$$

Dividing the equation (2) by the equation (1), we obtain the ratio of those two kinds of efficiencies

$$\frac{E_2}{E_1} = \frac{m_\gamma}{\tau \cdot n_f}. \quad (3)$$

The average counting rate of events at the detector ‘‘Carpet’’ is equal to  $n_f \sim 10^{-4}\text{sec}^{-1}$  within angle cell of  $3^\circ \times 3^\circ$ . So, as it is seen from Eq. (3), the search

efficiency of local sources using pair events will be better than that in the case using summary intensities if mean number of gamma rays arriving at the “Carpet” during the burst is  $m_\gamma > 10^{-4}$  and the burst time duration is  $\tau < 1$  sec.

Here it is necessary to note that for the given method of a local source search an existence of a periodicity of a source radiation is not the necessary condition. Nevertheless, in the presence of a periodicity it is possible to evoke an additional information and, probably, to identify the source.

The suggested pair event method of the search for local sources of superhigh energy gamma rays was tested with the information detected by the installation “Capret” in the period of 1992-1996 years.

### 3 The Baksan installation “Carpet”

The installation “Carpet” was described in detail elsewhere [5]. Here we only remind of its main parameters. It is located at the Baksan Neutrino Observatory in the mountains of the North Caucasus.

The central installation part with the total area of 196 m<sup>2</sup> consists of 400 standard liquid scintillator detectors every one of which has the area of 0.49 m<sup>2</sup>.

There are 4 carrying-out points at a distance of 30 meters from the installation center and 2 carrying-out points at a distance of 40 meters. Every carrying-out point consists of the same standard scintillator detectors, number of which is equal to 18. This means that the every point area is equal to 9 m<sup>2</sup>.

The muon detector with the area of 175 m<sup>2</sup> is located at a distance of 48 meters from the installation center. Unfortunately, it began to work later and its data could not be used in the analysis. Eight-multiple coincidences of four quarters of the central part with four nearest (located at a distance of 30 meters) carrying-out points are the installation trigger impulses. In this case the counting rate of showers is equal to  $\sim 1 \text{ sec}^{-1}$  and the EAS threshold energy is about  $E \geq 10^{14} \text{ eV}$ . The angle accuracy is not worse than  $1.5^\circ$ .

### 4 The Event Analysis

In the equatorial system of coordinates  $\alpha, \delta$ , an optimum size of an angle cell was chosen in order to get the maximum ratio of an expected signal to

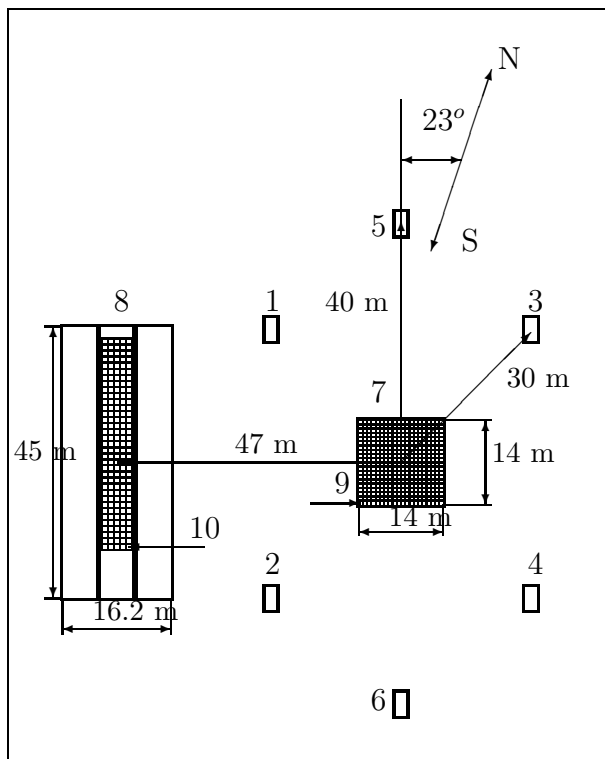


Fig. 1. The scheme of the installation of “Carpet”, the graph points are: “1-6” mark carrying-out points, “7” shows the central part, “8” is the muon detector, “9” shows the liquid scintillator detector, “10” is the plastic scintillator detector.

background one. The cell size is to content with a condition that 80% of source events will hit in it. This means that at the angle accuracy of  $\Delta R(\theta) = 1.5^\circ$  the cell size required is to be equal to  $3^\circ \times 3^\circ$ .

The total number of events detected with the installation “Carpet” in the period of 1992-1996 years made up  $\sim 10^8$  showers. From this field of events, event pairs contenting the following selection criteria were chosen:

- (1) an angle distance between pair events is to be  $d \leq 5^\circ$ ;
- (2) time interval between pair events is to be  $\Delta t \leq 150$  msec.

## 5 Results

The suggested method of “pair events” was used in the analysis of data detected from different directions to galactic objects and to extragalactic ones, namely Mrn 501 and Mrn 421. The results of the observation of pair events from the last two sources are presented in this paper.

The selected pair events were accommodated in sky sphere cells with the di-

mensions of  $3^\circ \times 3^\circ$  under condition that both events of the pair are containing inside one cell. In the equatorial coordinates  $(\alpha, \delta)$  a layer on the sky sphere was considered, where

$$38^\circ \leq \delta \leq 41^\circ.$$

The layer consisted of 120 cells with the dimensions of  $3^\circ \times 3^\circ$ .

The cell with the direction to Mrn 501 keeps the position number 84 in this layer. Using the average number of event pairs in the layer cell, the excess  $q$  within the given cell was determined by the following formula in the units of standard deviation  $\sigma$

$$q = \frac{(n_{84} - \bar{n})}{\sigma},$$

where  $n_{84}$  is the number of event pairs within the cell in the direction to Mrk 501,

$\bar{n}$  is the average number of pairs in the layer cells,

$\sigma$  is the mean square root deviation of pair number over the layer.

The analysis was performed for every year separately in the period 1992-1996 years. The results obtained are shown in Table 1.

Table 1

year	number of pairs in the cell	average number of pairs in the cell over the layer	$\frac{n_{84} - \bar{n}}{\sigma}$	observation time (days)	Source name
1992	3	4.7	-0.8	362	M501
1993	14	2.8	6.5	304	
1994	0	2.8	-1.6	207	
1995	4	4.6	-0.3	344	
1996	4	2.7	0.9	205	

As it is seen from the Table 1, there is a considerable excess of event pairs over background ones at a confidence level of  $6.5 \sigma$  in the direction to Mrn 501 in 1993 year.

Then another layer with coordinates of  $36.5^\circ \leq \delta \leq 39.5^\circ$  was considered in the similar way. The cell keeping the position number 56 corresponds to the direction to the object Mrn 421. In this case the excess of the expected events

relatively to average number of events was not found in 1993 year (2 pair events relatively background ones of 2.9).

The temporal distributions of pair events detected during 1992 and 1993 years from the direction to the object Mrn 501 are shown in Fig 2(a,b). It is very interesting to remark that in 1993 year three pair events were detected on 324th day.

Figure 3 shows the distribution of the cell numbers as a function of the number of pair events within cells detected from the sky sphere layer containing the object Mrn 501 in 1993 year. The excess of pair events which is clearly seen in the last figure has a confidence level of  $6.5 \sigma$ .

Fig.4 shows the distribution of single events within cells for the same layer containing Mrn 501 detected during 1993 year. The number of single events (11762) in the direction to Mrn 501 is shown by the pointer. Mean number of events over the layer is 11817. As one can see from the Fig.4 there is no any excess of single events in the direction to Mrn 501.

If the pair event excess in the direction to Mrn 501 was caused by real gamma rays, it is necessary to assume that the radiation from this source was increased in 1993 year. The similar phenomenon, namely the increase of the Mrn 501 radiation intensity in the high energy region, was observed in 1997 year. Unfortunately, we have no possibility to test the availability of the signals from Mrn 501 during 1997 year because the installation “Carpet” did not operate in that time.

## 6 Conclusion

Using the data detected by the Baksan installation “Carpet” with the Extensive Air Showers energy threshold of  $E \geq 10^{14} eV$ , the method of the search for local sources by analyzing pairs of events from different galactical and extragalactical sources was tested. The signals from some galactical sources were found at a confidence level of about  $4 \sigma$ . So, in order to confirm the reality of these signals, the analysis of joint data from several detectors performed with the same method is required.

The excess of pair events is found within sky sphere cell with dimensions of  $3^\circ \times 3^\circ$  from the direction to the object Mrn 501. The excess confidence level is equal to  $6.5\sigma$ .

Taking into account the high value of the “Carpet” energy threshold (100 TeV) and the large distance to the source, it is difficult to explain the event excess

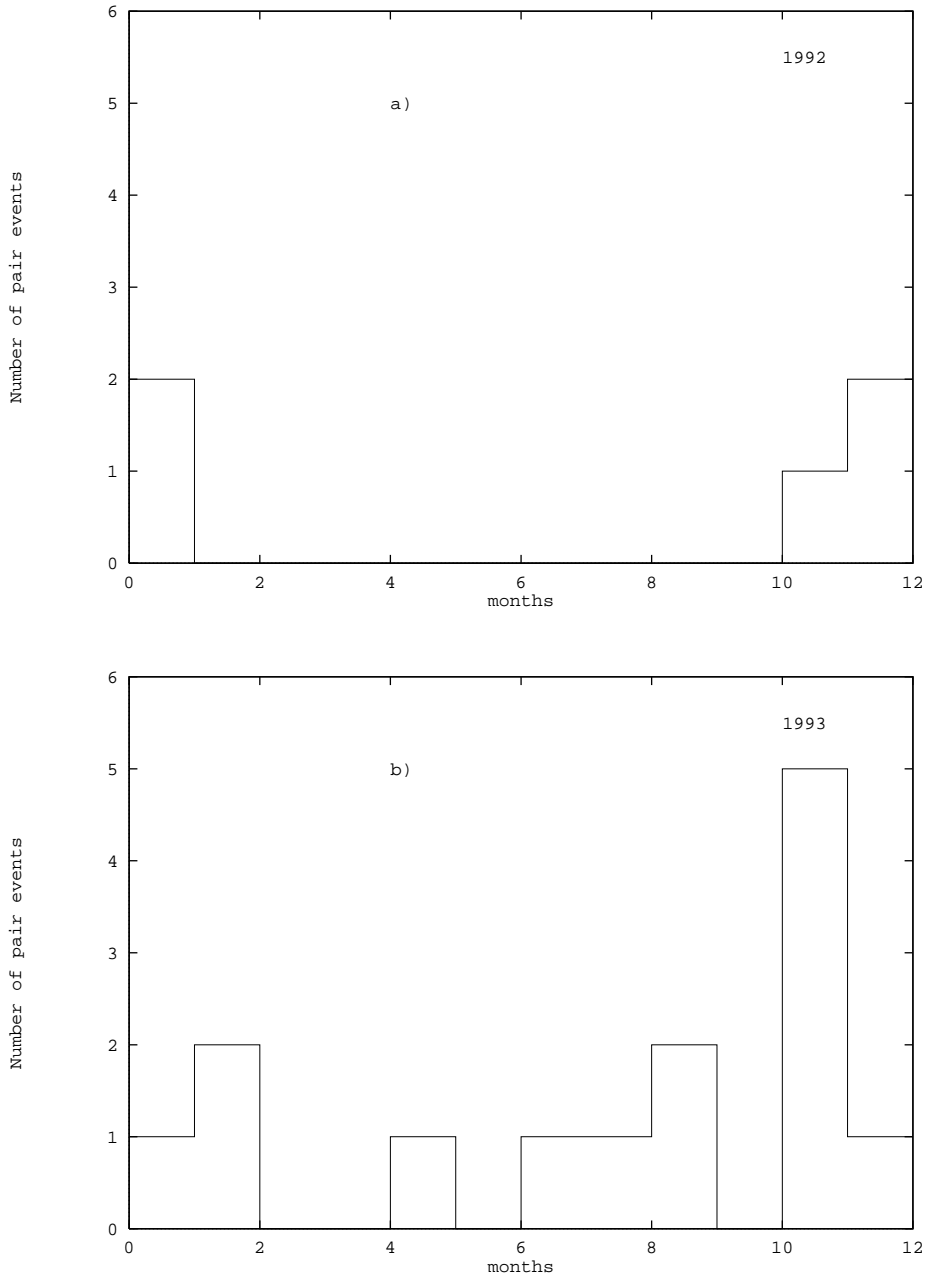


Fig. 2. The temporal distribution of pair events detected during 1992 and 1993 years from the direction to Mrk 501.

from the direction to the source Mrn 501 observed in 1993 by the detection of Extensive Air Showers produced by its gamma rays because gamma rays will interact with infrared radiation during its way from Mrn 501 [6]. One of possibilities to explain the effect can be a location of some galactical gamma ray source at the direction to Mrn 501. In any case, it would be extremely important to test this information with other installations.

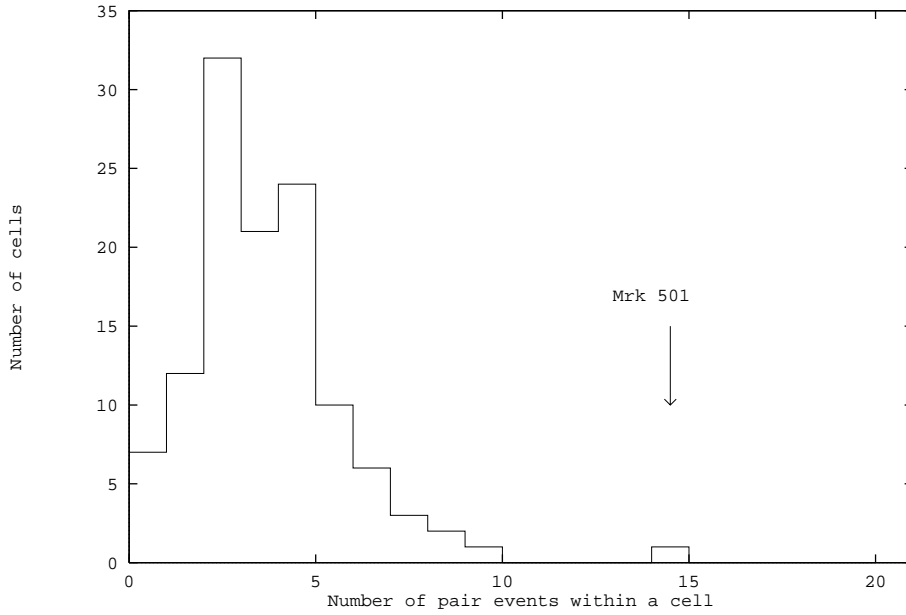


Fig. 3. The distribution of the cell numbers as a function of the number of pair events within the cells detected in the sky sphere layer containing the source Mrk 501.

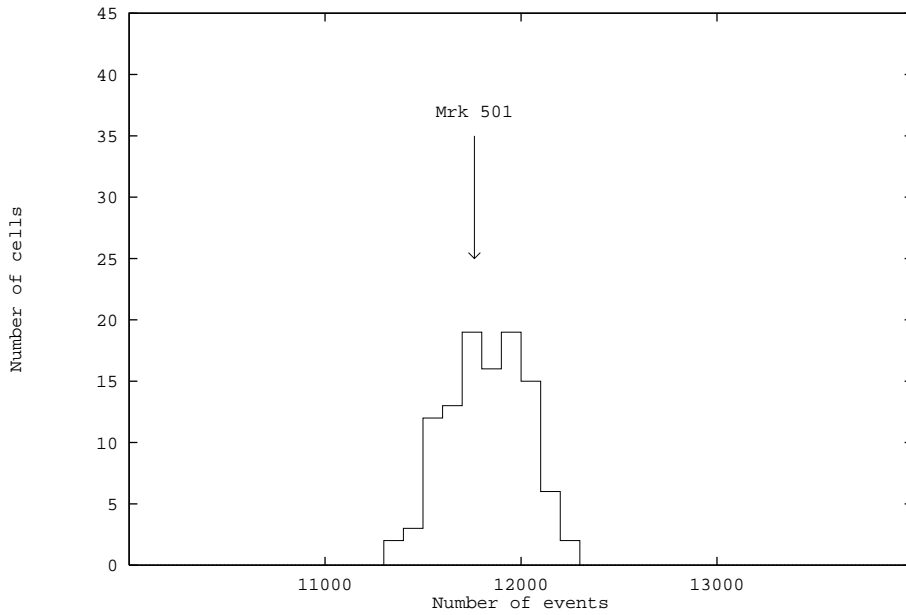


Fig. 4. The distribution of single events detected during 1993 year in layer which contains the Mrn 501 cell. The number of events in the Mrn 501 cell is shown with the pointer.



And in the conclusion it is necessary to note once more that an availability of a signal from some source detected by the presented method of pair events will be the evidence of an unusual nature of the source emission, namely, of the short duration (about one second) of particle bursts. If the particles which were detected in this experiment were really emitted by Mrn 501, it means that the time scale of the acceleration of superhigh energy particles in the AGN is  $\tau < 1$  sec.

## References

- [1] Protheroe, R, J., Conference Proceedings of *25th Intern. Cosmic Ray Conference (Durbon, South Africa)* (1997)
- [2] Krennrich, F., Proceedings of *7th Taipei Astrophysics Workshop* ASP Conference Series, Vol.XX, (2001)
- [3] Weekes, T, C., and Turner,K,E., Proceedings *12th ESLAB Symp. (Erascati)* ESA, SP-124, 279 (1977)
- [4] Amenomori, M., et al, APJ, 525, L93 (1999)
- [5] Alexeenko, V, V., et al, *Nuovo Cimento*, **10c**, 151 (1987)
- [6] Protheroe R,J., and Meyer, H., *Phys.Lett.*, B493, 1-6 (2000).