

# Reconciling Cosmic-Ray Transport Theory with Phenomenological Models Motivated by Milky-Way Data

Philipp Kempfski<sup>1</sup><sup>★</sup> and Eliot Quataert<sup>2</sup>

<sup>1</sup>*Department of Astronomy and Theoretical Astrophysics Center, University of California, Berkeley, CA 94720, USA*

<sup>2</sup>*Department of Astrophysical Sciences, Princeton University, Princeton, NJ 08544, USA*

Accepted XXX. Received YYY; in original form ZZZ

## ABSTRACT

Phenomenological models of cosmic-ray (CR) transport in the Milky Way (MW) can reproduce a wide range of observations assuming that CRs scatter off of a roughly Kolmogorov spectrum of turbulent magnetic field fluctuations. We study the extent to which such phenomenological models can be reconciled with current microphysical theories of CR transport, specifically self-confinement due to the streaming instability and/or extrinsic turbulence due to a cascade of fast modes. We show that on their own neither theory is compatible with observations. However, CR transport depends sensitively on local plasma conditions, which vary dramatically throughout the multi-phase interstellar medium (ISM) of galaxies. As a result, CR transport may be diffusive due to turbulence in some regions and streaming due to self-confinement in other parts of the galaxy. We show that a multi-phase combination of scattering by self-excited waves and a weak fast-mode cascade can in principle reproduce the main trends in the proton spectrum and the boron-to-carbon ratio (B/C). In this interpretation, the agreement between MW CR observables and phenomenological Kolmogorov-cascade scattering is partially a coincidence. Our multi-phase model requires some fine-tuning of plasma conditions in the regions that dominate CR transport and relies on the still-uncertain nature of the MHD fast-mode cascade. The alternative possibility is that there is a significant theoretical gap in our understanding of MHD turbulence. We conclude by discussing a few topics at the frontier of MHD turbulence theory that bear on this (possible) gap and that may be relevant for CR scattering.

**Key words:** cosmic rays – galaxies: evolution – ISM: structure – plasmas

## 1 INTRODUCTION

Cosmic rays may play an important role in the evolution of galaxies and diffuse gas in galaxy halos (see [Zweibel 2017](#) for a recent review). However, the impact that CRs have on their host environment is a strong function of the adopted transport model (e.g., [Ruszkowski et al. 2017](#); [Farber et al. 2018](#); [Hopkins et al. 2020](#); [Quataert et al. 2021a](#); [Quataert et al. 2021b](#)). As a result, the uncertainties in CR feedback are primarily driven by uncertainties in CR transport.

The CR lifetime in galaxies is much longer than the light-crossing time. It is widely accepted that the long CR confinement time is due to (resonant) scattering by small-scale electromagnetic fluctuations. Progress in understanding this scattering has occurred on both observational and theoretical fronts. There are now detailed measurements of CR spectra in the solar neighbourhood (e.g., [Stone et al. 2013](#); [Aguilar et al. 2015](#); [Aguilar et al. 2016](#); [Cummings et al. 2016](#)), which put strong constraints on CR propagation models. On the theoretical side, there is growing understanding of how CRs are scattered in pre-existing MHD turbulence ([Chandran 2000](#); [Yan &](#)

[Lazarian 2004](#); [Yan & Lazarian 2008](#); [Fornieri et al. 2021](#)) and/or by self-excited waves ([Kulsrud & Pearce 1969](#); [Skilling 1971](#); [Felice & Kulsrud 2001](#); [Farmer & Goldreich 2004](#); [Bai et al. 2019](#); [Squire et al. 2021](#)).

In the self-excitation scenario, waves are generated by the CR streaming instability ([Kulsrud & Pearce 1969](#)): cosmic rays excite Alfvén waves if they collectively drift down their pressure gradient at speeds exceeding the Alfvén speed. The excited waves pitch-angle scatter cosmic rays towards isotropy in the wave frame. In the absence of damping of the self-excited waves, this limits the CR drift speed to the local Alfvén speed. In this limit, all CRs stream at the Alfvén speed, and so CR transport and the lifetime of CRs in the galaxy is energy-independent. In the presence of wave damping, the CRs are no longer fully isotropic in the frame of the self-excited Alfvén waves and CR transport exceeds the Alfvén speed by an amount that depends on the damping strength (e.g., [Skilling 1971](#); [Wiener et al. 2013](#)). Importantly, the transport correction due to damping introduces energy dependence. However, due to the peculiar form of the correction term introduced by damping, which is

<sup>★</sup> E-mail: philipp.kempfski@berkeley.edu

neither truly diffusive nor streaming in nature,<sup>1</sup> its consequences for CR transport remain somewhat unclear.

The alternative to self-confinement is that CRs are scattered by a pre-existing turbulent MHD cascade. Phenomenological models of CR transport often assume that the cascade is isotropic and follows the Kolmogorov  $k^{-5/3}$  spectral scaling, as in hydrodynamics. The resulting CR diffusion coefficient  $\kappa_{\text{turb}} \propto E^{1/3}$  turns out to match CR observables in the Milky Way remarkably well (e.g., [Amato & Blasi 2018](#)); this includes the spectra of secondary-to-primary CRs (e.g. the B/C ratio), which are believed to directly probe CR transport independent of injection physics. However, these phenomenological models are not justified theoretically, as MHD turbulence is known to be very different from hydrodynamic Kolmogorov-like turbulence. In MHD, the turbulent cascade of Alfvén and slow waves does have a Kolmogorov spectrum, but only in directions perpendicular to the magnetic field (the spectrum may be slightly shallower than Kolmogorov, [Boldyrev 2006](#)). The spectrum along the local magnetic-field direction, which is relevant for scattering, is  $k_{\parallel}^{-2}$  and thus steeper than Kolmogorov. Moreover, on small scales the cascade is highly anisotropic with  $k_{\perp} \gg k_{\parallel}$ , which is very inefficient at scattering cosmic rays ([Chandran 2000](#)). As a result, existing models of Alfvénic turbulence predict negligible CR confinement. The compressible fast-mode cascade is plausibly isotropic ([Cho & Lazarian 2003](#)), and may have a spectral slope that is not too far from Kolmogorov,  $\propto k^{-3/2}$  ([Zakharov & Sagdeev 1970](#); [Cho & Lazarian 2003](#)). But fast modes are subject to strong damping and the physics of their cascade (and thus spectral slope) remains uncertain. As a result, reconciling CR observables with existing theories of MHD turbulence remains an open problem (see [Fornieri et al. 2021](#) for a recent attempt that uses fast-mode turbulence).

In this paper we attempt to reconcile microscopic CR transport theory with the Kolmogorov-like scalings of phenomenological models based on MW data. We prioritise building physical intuition rather than deriving exact results. For this reason, we use simplified CR transport models to calculate order-of-magnitude estimates of MW observables. We will show that existing theories of self-confinement and scattering by ambient turbulence cannot, on their own, reproduce observed CR spectra. However, it is plausible that a combination of self-confinement and turbulence is needed to explain CR observables. In particular, the interstellar medium of star-forming galaxies is multi-phase with most of the volume near the mid plane dominated by the warm and hot ISM, while a significant fraction of the mass is in denser phases (e.g., [McKee & Ostriker 1977](#)). At larger heights above the midplane, the hot ISM increasingly becomes the dominant ISM component by volume and perhaps by mass (e.g., [Kim & Ostriker 2017](#)). The phase structure of the ISM is important because CR transport depends on the local plasma conditions. In particular, the streaming instability is suppressed by strong damping unless the plasma is well ionized. And how efficiently turbulence can cascade to small scales to scatter cosmic rays depends on the local plasma conditions. We argue that as a result of the dramatically changing conditions throughout the ISM, CR transport may be either diffusive due to turbulence or streaming due to self-confinement, depending on the ISM phase.

The paper is structured as follows. We give a brief summary of

CR self-confinement theory and CR scattering by turbulence, and derive associated single-phase steady-state solutions in Section 2. The calculations in Section 2 demonstrate that neither theory as currently understood can explain CR observations over the entire range of energies. The discrepancy is particularly strong for single-phase self-confinement theory. In Section 3 we show that energy dependence in self-confinement theory can come about in unusual ways, e.g. via transport in a stratified galaxy. Nevertheless, it remains very likely that self-confinement does not operate at high CR energies  $\gtrsim$  TeV. It is plausible that a combination of multiple scattering mechanisms is necessary. In Section 4 we consider the possibility of multi-phase CR propagation, i.e. multi-modal transport (streaming or diffusion) set by the ISM phase. We compare this model to observations in Section 5. We conclude by discussing uncertainties and ongoing developments from the field of MHD turbulence that may be relevant for CR transport in Section 6. We summarise our results in Section 7.

## 2 SINGLE-PHASE MODELS OF CR TRANSPORT AND THEIR STEADY-STATE SOLUTIONS

As a simple model of CR transport in galaxies, we consider 1D propagation away from the galactic disk. CRs are assumed to be injected in the disk by supernovae at a rate  $2Q(p)$ . We consider a uniform vertical magnetic field,  $\mathbf{B} = B\hat{z}$ . We ignore hadronic losses, as measurements in the Milky Way show that the Galaxy loses its cosmic rays through escape and not hadronic collisions ([Strong et al. 2010](#); [Lacki et al. 2011](#)). In a steady state, ( $\partial f / \partial t = 0$ ) the CR distribution function as a function of momentum  $p$  satisfies

$$(\mathbf{u} + \mathbf{v}_{\text{st}}) \frac{\partial f}{\partial z} = \frac{1}{3} p \frac{\partial f}{\partial p} \frac{\partial}{\partial z} (\mathbf{u} + \mathbf{v}_{\text{st}}) + \frac{\partial}{\partial z} \left( \kappa \frac{\partial f}{\partial z} \right) + 2Q\delta(z). \quad (1)$$

For scattering by turbulence, we set the streaming speed  $\mathbf{v}_{\text{st}} = 0$  and the diffusion coefficient  $\kappa$  is specified by the properties of the turbulent cascade. For self-confinement,  $\mathbf{v}_{\text{st}} = v_A \text{sgn}(z)$  and the diffusive correction to streaming  $\kappa$  is calculated by equating the Alfvén wave damping rate and the growth rate due to the streaming instability (see, e.g., [Skilling 1971](#)). In this work, we ignore the motion of the thermal gas, i.e. we set  $\mathbf{u} = 0$ . However, our results for  $\mathbf{v}_{\text{st}} \neq 0$  easily generalise to the case with finite  $\mathbf{u}$ , so our streaming results also mimic gas advection in, e.g., supernova-heated flows. For a constant  $v_A$ , we can integrate (1) to find that  $f$  satisfies,

$$v_A f(z) - \kappa \frac{\partial f}{\partial z} = \text{const} \approx Q. \quad (2)$$

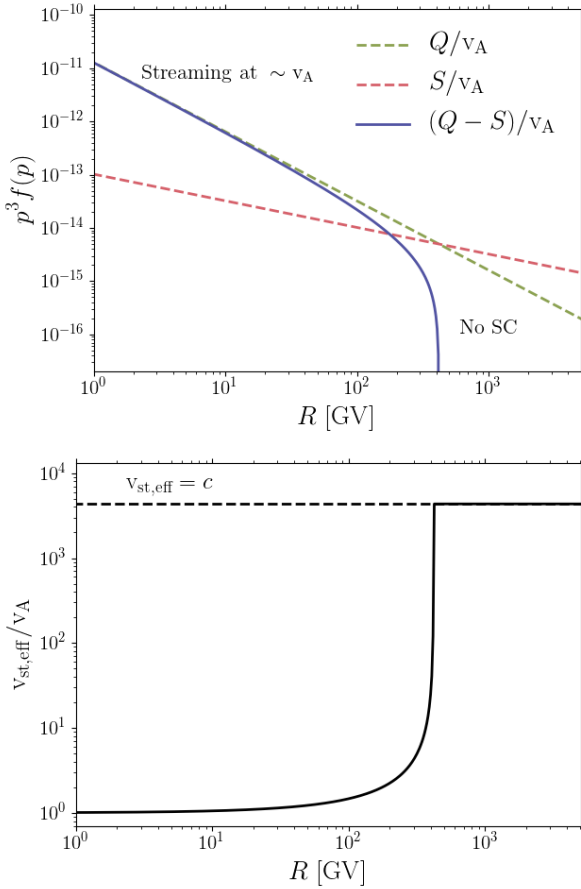
The interpretation of equation 2 is simple. The rate of escape of CRs (i.e. the flux) balances the injection rate at the central source. The conserved flux on the right hand side is exactly  $Q$  for scattering by turbulence and  $\approx Q$  for self-confinement, with a fractional error that does not qualitatively affect the results in this paper. For a spatially varying Alfvén speed, (2) is valid for  $z \lesssim H_A$ , where  $H_A$  is the  $\sim$ Alfvén scale height.<sup>2</sup>

<sup>2</sup> For a CR distribution function that is a power-law in momentum,  $f \sim p^{-\alpha}$ , the steady-state solution of (1) for pure Alfvénic streaming is,

$$f(z, p) = \left[ \frac{v_A(0)}{v_A(z)} \right]^{\alpha/3} \frac{3Q}{\alpha v_A(0)}, \quad (3)$$

and so the CR scale height is comparable to the Alfvén scale height. For a constant Alfvén speed, the exact conserved flux in (2) is  $[Q - v_A f(0)(\alpha - 3)/3]$ , which gives  $f = 3Q/\alpha v_A$  instead of the  $f = Q/v_A$  implied by (2). The correction is therefore at most order unity (as  $\alpha \approx 4.5$ ) and is essentially

<sup>1</sup> For example, for linear damping mechanisms the term is independent of the CR distribution function. The term has been often interpreted, not entirely correctly, as super-Alfvénic streaming, with a streaming speed correction that is inversely proportional to the CR distribution function.



**Figure 1.** Top: steady-steady solution in self-confinement theory with linear damping mechanisms (eq. 5). Here we use damping by Alfvénic turbulence with  $\Gamma \propto k^{1/2}$ . For a wide range of rigidities the solution (blue solid line) agrees well with the solution absent any corrections to Alfvénic streaming (green dashed line). This is followed by a sharp cutoff and at higher energies CRs are not self-confined. Bottom: effective streaming speed associated with the solution in the top panel (eq. 8). To reasonable approximation, for all linear damping mechanisms self-confinement theory predicts that CRs stream at either the Alfvén speed or the speed of light.

## 2.1 Self-confinement

We first consider CR scattering by self-excited waves generated by the streaming instability (Kulsrud & Pearce 1969). We assume that the diffusion coefficient  $\kappa = \kappa(f_p)$  is a function of the CR proton distribution function only, as protons are the most abundant CR species.  $\kappa$  in self-confinement theory is calculated by balancing the damping rate of Alfvén waves and the growth rate due to the CR streaming instability. As a result, the “diffusive” correction to Alfvénic streaming in (2) strongly depends on the mechanisms that damp the excited Alfvén waves, which in turn depend on the ISM phase.

degenerate with the choice of  $v_A$ . Because  $\alpha$  is an a priori unknown function of CR momentum, using the exact conserved flux unnecessarily obscures the essential physics of the calculation by making it more mathematically complicated (especially when diffusive corrections are included, e.g. in Section 4). For pedagogical purposes, we therefore use the approximation in (2), which does not affect our results qualitatively.

### 2.1.1 Linear damping mechanisms

For linear damping mechanisms, the resulting diffusion coefficient has the form (Skilling 1971),

$$\kappa_{\text{sc}} = S |\hat{\mathbf{b}} \cdot \nabla f_p|^{-1}, \quad (4)$$

where  $S$  depends on the properties of the plasma and the damping. Because  $\kappa_{\text{sc}} \propto |\hat{\mathbf{b}} \cdot \nabla f_p|^{-1}$ , the “diffusion” term ends up not being diffusive at all and is in fact independent of the CR distribution function. This peculiar result implies that linear damping mechanisms lead to a transport correction that in a steady state effectively acts like a sink of CRs, as can be seen from (2) combined with (4),

$$f \approx \frac{Q - S}{v_A}. \quad (5)$$

The two terms in the numerator are functions of CR momentum,  $Q \sim Q_0(p/p_0)^{-\gamma_{\text{inj}}}$  with  $\gamma_{\text{inj}} \geq 4$  and  $S \propto p^{-3-a}$  for a damping  $\Gamma \propto k^a$  (Skilling 1971). Thus, the two terms in the numerator have a different power-law dependence on CR momentum, and for known linear damping mechanisms,  $S$  will generally have a harder spectrum than  $Q$ . For example, for linear damping by ambient Alfvénic turbulence with  $\Gamma \sim k^{1/2}$  (Farmer & Goldreich 2004),  $S \sim p^{-3.5}$ , for damping by charged interstellar dust grains with  $\Gamma \sim k^{3/4}$  (Squire et al. 2021),  $S \sim p^{-3.75}$ , and for ion-neutral damping with  $\Gamma \sim k^0$ ,  $S \sim p^{-3}$ . We can therefore define a cutoff momentum,

$$Q(p_c) = S(p_c). \quad (6)$$

For  $p > p_c$ ,  $S > Q$  which gives a negative solution for  $f$ : CRs are unable to confine themselves. On the other hand, for almost all  $p < p_c$  we have  $Q \gg S$  and

$$f \approx \frac{Q}{v_A} \quad p \ll p_c. \quad (7)$$

Almost all self-confined CRs therefore stream at essentially the Alfvén speed. Thus, the primary role of linear damping in self-confinement theory is to set the energy range of CRs that are able to self-confine. An example of this is provided in Figure 1. In the top panel, we plot the steady-state solution from equation 5 (blue line). For the CR source term ( $= 2Q$ , see eq. 1) we use a supernova rate of 1 per 100 years, each supernova injecting  $10^{50}$  ergs in cosmic rays with a spectrum  $Q \propto p^{-4.3}$ . For  $S$ , we use  $\Gamma \propto k^{1/2}$  (e.g., damping by ambient Alfvénic turbulence) with  $\Gamma = 10^{-11} \text{ s}^{-1}$  at scales resonant with 1 GeV CRs. We use a  $1 \mu\text{G}$  magnetic field and thermal-gas density  $n = 0.001 \text{ cm}^{-3}$ . We see that for a wide range of energies the solution agrees well with the solution absent any corrections to Alfvénic streaming (green dashed line). This is followed by a sharp cutoff and at higher energies CRs are not self-confined. We can define an effective streaming speed,

$$\frac{Q}{v_{\text{st,eff}}} \equiv \frac{Q - S}{v_A}, \quad (8)$$

which we plot in the bottom panel of Figure 1. The effective streaming speed is essentially the Alfvén speed for a wide range of energies. It sharply transitions to propagation at the speed of light at the cutoff energy for self-confinement. The above analysis and Figure 1 show that linear damping corrections to Alfvénic streaming cannot produce energy-dependent transport like that needed in phenomenological models. Instead, the linear damping of Alfvén waves just sets a maximum CR energy above which the streaming instability ceases to operate.

### 2.1.2 Nonlinear damping mechanisms

If instead nonlinear Landau damping (NLLD;  $\Gamma \sim k v_{\text{th}} (\delta B/B)^2$ ; [Kulsrud 2005](#)) is the dominant damping mechanism for self-excited waves, the diffusion coefficient in self-confinement theory is (calculated analogously to the linear damping case in [Skilling 1971](#))

$$\kappa_{\text{sc}} \approx X |\hat{\mathbf{b}} \cdot \nabla f_p|^{-1/2}, \quad (9)$$

with  $X$  given by,

$$X \sim \frac{v_p^2}{2\pi^2 \Omega_0} \left( \frac{8v_{\text{th}} \Omega_0 B^2}{m_p v_A v_p^3 p^3} \right)^{1/2}, \quad (10)$$

where  $v_p \approx c$  is the speed of individual CR protons, and the other symbols have the usual meaning.

Using the diffusion coefficient due to NLLD in (9) and assuming  $\partial f/\partial z < 0$  above the galactic plane, equation 2 for CR protons becomes,

$$v_A f_p + X \left( -\frac{\partial f_p}{\partial z} \right)^{1/2} \approx Q. \quad (11)$$

This differential equation is separable with solution,

$$f_p(z) = \frac{Q}{v_A} + \frac{X^2}{v_A^2(z+C)}. \quad (12)$$

$C$  is a yet undetermined integration constant, for which we need to specify a boundary condition. In phenomenological models of CR transport one traditionally specifies a ‘‘CR halo size’’, such that  $f_p(z_H) = 0$ . It may seem unphysical to introduce an ad hoc cutoff, especially if it is at a small distance above the disk (e.g. a few kpc, which is difficult to reconcile with more extended CR synchrotron emission). This boundary condition also still requires specifying a value for  $z_H$ , which is a commonly encountered ambiguity in the CR literature. In particular, there turns out to be a degeneracy between the CR diffusion coefficient and  $z_H$  when trying to infer the CR diffusion coefficient from local measurements. This degeneracy is lifted once  $z_H \gtrsim r \sim 10$  kpc, i.e. of order the CR injection length scale in the disk (see, e.g., Figure 10 in [Linden et al. 2010](#)). The physical reason is that for  $z \gtrsim r$ , CRs start propagating spherically away from the galaxy and have a smaller chance of making it back to the disk. Whether the same remains true for streaming is unclear. However, given the lack of unambiguously better alternatives, we adopt  $f_p(z=r) = 0$  as our boundary condition here. We then have,

$$f_p(z) = \frac{Q}{v_A} + \frac{X^2}{v_A^2(z-r-X^2/(Qv_A))}. \quad (13)$$

For small  $X$  (negligible diffusion set by NLLD), we have escape via Alfvénic streaming and  $f_p \approx Q/v_A \propto p^{-\gamma_{\text{inj}}}$ . At higher energies ( $X^2 \gg Qv_A r$ ), the NLLD term becomes dominant and  $f_p$  is given by  $f_p(z) \approx (r-z)Q^2/X^2 \propto p^{-5.4}$ , for  $\gamma_{\text{inj}} = 4.2$ . We stress that this result is only valid when  $\Gamma_{\text{lin}} < \Gamma_{\text{NLLD}}$ . The nonlinear Landau damping rate can be approximately expressed as.

$$\Gamma_{\text{NLLD}} \sim \left( \frac{n_{\text{CR}} v_{\text{th}}}{n_{\text{th}} v_A} \Omega_0 \frac{c}{L_{\text{CR}}} \right)^{1/2} R_{\text{GV}}^{-(\alpha-3)/2}, \quad (14)$$

where  $n_{\text{CR}}$  is the total CR number density,  $R_{\text{GV}}$  is the CR rigidity in GV and  $\alpha$  is the slope of the CR spectrum. For  $\alpha \approx 4.7$ ,  $\Gamma_{\text{NLLD}} \sim R^{-0.85}$  which is similar to the energy dependence for damping by charged interstellar dust grains and stronger than the energy dependence for damping by ambient Alfvénic turbulence ( $\Gamma \sim R^{-0.5}$ ). Thus, even if NLLD is the dominant damping mechanism at low energies, linear damping likely becomes dominant above a rigidity  $R$  for which  $\Gamma_{\text{lin}}(R) \sim \Gamma_{\text{NLLD}}(R)$ .

### 2.1.3 The need for extrinsic waves

Section 2.1.1 showed the well-known result that higher-energy CRs are unable to self-confine due to the linear damping of waves excited by the streaming instability. Moreover, even in the limit of negligible linear damping, nonlinear Landau damping predicts a proton spectrum that is asymptotically significantly steeper than the observed spectrum in the solar neighbourhood (Section 2.1.2). Thus, it transpires that self-confinement alone cannot explain observations of CRs with energies  $\gtrsim$  TeV. There must exist a different scattering mechanism that is necessarily dominant at high energies, and potentially dominant at low energies. A natural way of generating waves over a wide range of spatial scales, that can scatter CRs over a wide range of energies, is via a turbulent cascade. Currently, the most likely candidate for efficient CR scattering is the cascade of fast modes ([Yan & Lazarian 2004](#); [Yan & Lazarian 2008](#)).

## 2.2 Scattering by turbulence

When CR scattering is due to a (balanced) turbulent cascade,  $v_{\text{st}} = 0$  and the solution to (2) is particularly simple (assuming  $\kappa_{\text{turb}} = \text{const}$ ),

$$f(z) = \frac{Q}{\kappa_{\text{turb}}} (H-z) + f(H), \quad z < H, \quad (15)$$

where we used  $f = f(H)$  at  $z = H$  as an outer boundary condition.

The main theoretical challenge with (15) lies in specifying  $\kappa_{\text{turb}}$ . The MHD turbulent cascades of Alfvén and slow magnetosonic waves are believed to be inefficient at scattering CRs due to the fact that eddies are highly elongated along the local magnetic field ([Chandran 2000](#)). For this reason, [Yan & Lazarian \(2004\)](#) proposed that CRs are scattered by the MHD fast-mode cascade, which they took to be isotropic and obey a weak-turbulence  $\propto k^{-3/2}$  spectrum based on the theory put forward by [Zakharov & Sagdeev \(1970\)](#) and the numerical work by [Cho & Lazarian \(2003\)](#). Following [Yan & Lazarian \(2004\)](#) and [Yan & Lazarian \(2008\)](#), we also calculate  $\kappa_{\text{turb}}$  using the weak-turbulence formalism for fast modes. We include both collisionless damping ([Ginzburg 1961](#)) on scales smaller than the thermal-particle mean free path and anisotropic viscous damping ([Braginskii 1965](#)) on scales larger than the mean free path ( $\sim 10^{13}$  cm in the warm ISM, comparable to the Larmor radius of  $\sim 10$  GeV CRs). At low  $\beta$ , where  $\beta = 8\pi p_g/B^2$  is the ratio of thermal to magnetic pressure, the damping makes the fast-mode cascade highly anisotropic below the viscous scale because parallel propagating modes are damped least efficiently. In particular, there is a scale-dependent critical wave pitch angle  $\theta_c(k)$  for which the cascade timescale is equal to the wave damping timescale. [Yan & Lazarian 2004](#) and [Yan & Lazarian 2008](#) assume that fast modes with  $\theta < \theta_c$  continue cascading to smaller scales unaffected by the damping, while the remaining modes are fully damped. Here we use the same assumption, but we stress that it is quite uncertain. In our calculation, we also assume that the medium is sufficiently ionized (neutral fraction  $\lesssim 1\%$ ) to ignore ion-neutral damping. In the warm phase of the ISM, however, this assumption is likely only valid in a fraction of the volume. We provide a summary of the  $\kappa_{\text{turb}}$  calculation and a heuristic explanation of the rigidity dependence in Appendix A.

We show example diffusion coefficients in fast-mode turbulence in Figure 2, for turbulence injected with Mach number  $\text{Ma} = 1$  on scales  $L = 100$  pc. The warm ISM ( $B = 6\mu\text{G}$ ,  $n_{\text{th}} = 0.1\text{cm}^{-3}$ ,  $T = 2 \times 10^4\text{K}$ ) is shown as the solid line. We also show the diffusion coefficient for a low- $\beta$  halo for comparison ( $B = 6\mu\text{G}$ ,

$n_{\text{th}} = 0.001 \text{ cm}^{-3}$ ,  $T = 2 \times 10^6 \text{ K}$ ). The diffusion coefficient in the halo has a very weak energy dependence, due to the influence of collisionless damping on the cascade. In the warm ISM with a short thermal mean free path, the fast-mode cascade is unaffected by damping (with  $\kappa_{\text{turb}} \propto p^{0.5}$ ) down to scales resonant with  $\sim 10^3 \text{ GV}$  CRs, where viscous damping becomes important. Below a few GV,  $\kappa$  decreases with decreasing rigidity as CRs become trans-relativistic. For comparison we show the scaling of  $\kappa_{\text{turb}}$  for the Kolmogorov phenomenology ( $\kappa_{\text{turb}} \propto p^{0.33}$ ), which differs significantly from the fast-mode diffusion coefficients, especially at low energies.

The low-energy scattering frequency associated with the diffusion coefficients in Figure 2,  $\nu \gtrsim 10^{-8} \text{ s}^{-1}$ , likely sufficiently isotropises the CR distribution function to suppress the excitation of the streaming instability. The CR anisotropy  $\sim v_{\text{D}}/c$ , where  $v_{\text{D}}$  is the CR drift speed and  $c$  is the speed of light, is (Skilling 1975)

$$\frac{v_{\text{D}}}{c} \sim \frac{\kappa/L_{\text{CR}}}{c} \sim \frac{c/L_{\text{CR}}}{\nu} \sim 10^{-4} \frac{10 \text{ kpc}}{L_{\text{CR}}} \frac{10^{-8} \text{ s}^{-1}}{\nu}, \quad (16)$$

where  $L_{\text{CR}}$  is the CR scale height and  $\nu$  is the scattering rate ( $10^{-8} \text{ s}^{-1}$  corresponds to a CR mean free path of  $\sim 1 \text{ pc}$  and a diffusion coefficient of  $\sim 10^{29} \text{ cm}^2 \text{ s}^{-1}$ ). If  $v_{\text{D}} < v_{\text{A}}$ , the streaming instability is suppressed. At low  $\beta$  with  $v_{\text{A}} > c_s$ ,  $v_{\text{D}} \sim 3 \times 10^6 \text{ cm s}^{-1}$  is comparable to (less than) the Alfvén speed in the warm ISM (the halo/hot ISM). The CR anisotropy in low- $\beta$  turbulence is therefore plausibly small enough that it does not excite the streaming instability (especially if damping of Alfvén waves is also taken into account), consistent with external turbulence dominating the transport. Interestingly, for a plausible  $L_{\text{CR}} \sim 10 \text{ kpc}$ , equation 16 suggests that it is implausible that CR diffusion coefficients due to turbulence are  $\gg 10^{29} \text{ cm}^2 \text{ s}^{-1}$  for the bulk of the CRs: in such a regime, the streaming instability is excited, which increases the scattering rate on top of the turbulent scattering rate, thus lowering the effective diffusion coefficient (at higher energies the streaming instability is fully damped and so  $\kappa_{\text{turb}}$  can in principle be arbitrarily large).

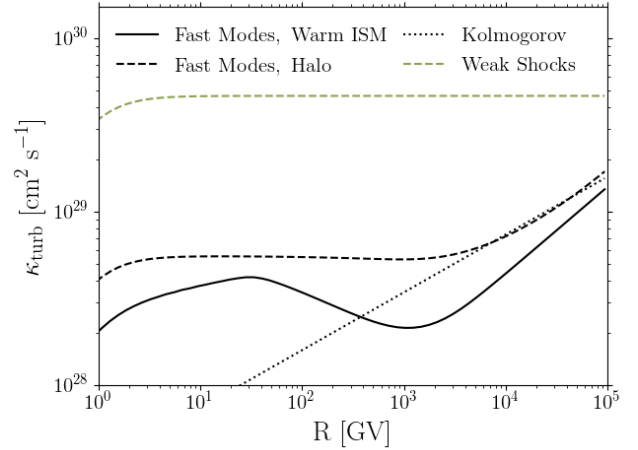
Observations suggest a CR diffusion coefficient that approximately resembles the Kolmogorov scaling down to  $\sim \text{GeV}$  energies,  $\kappa \propto E^{0.3-0.6}$  (Amato & Blasi 2018). Thus, the very different scaling of  $\kappa_{\text{turb}}$  for fast modes at low energies in Figure 2 is not observed.

### 2.2.1 Fast-mode cascade: weak turbulence or shocks?

The governing principles of the MHD fast-mode cascade are still up for debate. It is uncertain what happens to the cascade below the viscous scale at low  $\beta$ , where anisotropic damping becomes important for non-parallel propagating modes. Moreover, the calculation in Yan & Lazarian (2008) and in Figure 2 hinges on the assumption that MHD fast modes (or hydro sound waves) indeed follow a weak-turbulence cascade as argued by Zakharov & Sagdeev (1970). However, the weak turbulence assumption is uncertain. Kadomtsev & Petviashvili (1973) instead argued that for sufficiently small viscosities sound waves inevitably steepen to form (weak) shocks. Indeed, even for low-Ma turbulence the sound-wave steepening timescale is significantly shorter than the weak-turbulence nonlinear interaction (cascading) timescale,

$$\frac{\tau_{\text{shock}}^{-1}}{\tau_{\text{casc}}^{-1}} \sim \frac{k\delta V}{k\delta V^2/V_{\text{ph}}} \sim \frac{V_{\text{ph}}}{\delta V} \gg 1, \quad (17)$$

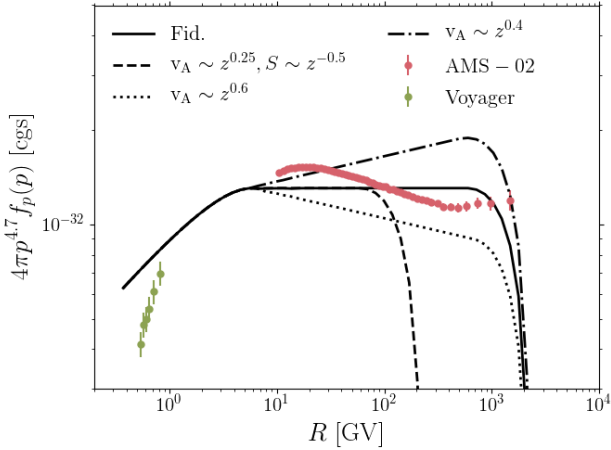
where  $V_{\text{ph}}$  is the phase speed of sound waves. In the Kadomtsev & Petviashvili (1973) picture steepened fast modes produce weak shocks and then follow a  $k^{-2}$  spectrum. This spectrum was indeed observed by Kowal & Lazarian (2010) in their compressible



**Figure 2.** Diffusion coefficients due to the weak-turbulence MHD fast-mode cascade in a low- $\beta$  warm ISM (black solid line) and a low- $\beta$  halo (black dashed line; see main text in Section 2.2 for parameters). In the halo, the diffusion coefficient has a very weak energy dependence due to the collisionless damping of the cascade. In the warm ISM, the thermal mean free path is small, and the fast-mode cascade is isotropic (with  $\kappa_{\text{turb}} \propto p^{0.5}$ ) until viscous damping becomes important on scales resonant with  $\sim 10^3 \text{ GeV}$  CRs. For comparison, we show the scaling of  $\kappa_{\text{turb}}$  for a Kolmogorov cascade (often assumed in phenomenological models), which has a very different energy dependence from the MHD fast-mode calculation. The green dashed line shows the diffusion coefficient for CR scattering by weak shocks separated by  $\sim 5 \text{ pc}$  (see Section 2.2.1).

MHD simulations and, more recently, by Makwana & Yan (2020) in their sub-sonic turbulence simulations. It thus is plausible that wave steepening suppresses the weak cascade and so the  $k^{-3/2}$  spectrum.

CR scattering in a field of weak shocks is qualitatively different from standard pitch-angle diffusion in wave turbulence. In the latter case, CRs undergo frequent uncorrelated small changes in pitch angle through wave-particle interactions. By contrast, in a field of weak shocks CRs are likely scattered by single strong events at the shock discontinuities, if the width of the shock is  $\ll$  the CR gyroradius. Thus, for CRs with sufficiently large gyroradii (energies), the scattering mean free path is constant and set by the separation of the shocks, which is likely of the same order of magnitude as the turbulence injection scale. The width of the shock is of the order of the ion mean free path in the collisional case ( $w \sim l_{\text{mfp}} v_{\text{th}}/\delta V$ ), and much smaller than the mean free path in the collisionless case ( $\sim$  ion gyroradius). In the warm ionized medium the mean free path is of order  $10^{13} \text{ cm}$ , and so CRs with with energies  $E \gtrsim 10 \text{ GeV}$  can be scattered by this mechanism. We note, however, that it is not fully clear how the steepening of sound waves in a low-collisionality plasma progresses once the spatial scales approach the ion mean free path. The perturbation might transition to a collisional shock or in some cases generate collisionless velocity space instabilities that alter the subsequent evolution from what would be predicted by fluid theory. While this weak-shock-mediated CR transport could be tuned to have the right normalisation, the transport is energy independent, in disagreement with the empirical  $\kappa \propto E^{0.3-0.6}$  (see green dashed line in Figure 2). This is a problem especially at high energies where self-confinement certainly no longer operates. At lower energies,  $\lesssim \text{TeV}$ , there can in principle still be an energy dependence to CR transport due to scattering by a combination of self-excited waves and extrinsic weak shocks.



**Figure 3.** Comparison of self-confinement proton spectra in a stratified galaxy with AMS-02 and Voyager data (Aguilar et al. 2015; Cummings et al. 2016). In this calculation, waves excited by the streaming instability are damped linearly by the ambient Alfvénic turbulence. The CR spectrum is steepened by transport in a stratified medium, in which the Alfvén speed and the damping of self-excited Alfvén waves depend on the distance from the disk,  $z$ . The spectrum is steepened relative to the injection spectrum despite roughly Alfvénic streaming in most of the volume where CRs are confined. The spectral slope depends sensitively on the spatial profiles of the plasma properties that affect the Alfvén speed and the damping strength. We show how variations around the fiducial scalings (black solid line;  $v_A \sim z^{0.5}$ ,  $S \sim z^{-1}$ , where  $S$  characterises the spatial variation of the linear damping) affect the spectrum. See section 3 for details of the calculation. The galactic phase structure has significant implications for the interpretation of CR observables.

### 3 SELF-CONFINEMENT IN A STRATIFIED GALAXY

In Section 2.1 we showed that predictions from self-confinement theory are not compatible with phenomenological models of CR transport based on MW data. In particular, for both linear and non-linear damping mechanisms, the energy dependence of CR transport is very different from the empirically derived  $\kappa \sim E^{0.3-0.6}$ . The discrepancy between theoretical predictions and observations is particularly strong for linear damping mechanisms: based on Figure 1 it may seem hopeless to reconcile the theoretical transport prediction with empirical scalings.

However, before we completely discard transport corrections due to linear damping mechanisms, we note that an energy dependence in CR observables can also be introduced in rather unconventional ways. As an example, in this section we will show how roughly Alfvénic streaming, a process usually considered to be energy independent, in a stratified galaxy with linear damping of self-excited Alfvén waves can mimic energy-dependent transport with the appropriate scaling. While our calculation is not much more than a toy model, it illustrates the importance of the ISM phase structure, and its spatial variation, for interpreting CR observables.

In reality, galaxies and their halos are vertically stratified. In particular, the Alfvén speed likely increases, while the damping strength of self-excited Alfvén waves decreases, with increasing distance from the galactic disk. As a result of the decreasing damping, the range of CR energies that are self-confined changes with distance from the disk. And because of the simultaneous increase in Alfvén speed, CRs of different energies sample different effective escape speeds from the galaxy, even though their transport is approximately Alfvénic as discussed in Section 2.1.1. In a strati-

fied medium, the distribution function for self-confined CR protons roughly satisfies (cf. equation 5),

$$f(p, z) \sim \frac{Q(p) - S(p, z)}{v_A(z)} \quad z \gtrsim z_{\text{sc}}, \quad (18)$$

where we have introduced the “self-confinement height”  $z_{\text{sc}}(p)$ , the height beyond which CRs of a given momentum are self-confined,  $Q(p) = S(p, z_{\text{sc}})$ , and  $S$  is the correction term that comes from an arbitrary linear damping mechanism of self-excited Alfvén waves. For  $z < z_{\text{sc}}$  CRs are not self-confined and the distribution function is approximately given by equations 19 and 20 below. We shall consider cases in which the spatial variation of  $S$  is stronger than the spatial variation of  $v_A$ . We note that (18) is an approximation, as we used (5), which assumes a constant  $v_A$ . In a vertically stratified galaxy, with  $v_A \neq \text{const}$ , the Alfvénic loss term on the RHS of (1) is not zero and so (2), used to derive (5), is not correct. Equation 18 is, however, a reasonable approximation in the region  $(z - z_{\text{sc}})/H_A \lesssim 1$ , where  $H_A$  is the Alfvén scale height.

The approximate solution at some small height above the disk,  $z = z_0$ , for low-energy CRs with  $Q \gg S(z_0)$  is found by directly evaluating (18), which yields the very weak energy dependence of CR transport described in Section 2.1.1 with  $f \sim Q/v_A(z_0)$ . The more interesting energy dependence comes from CR momenta  $p > p_*$  which are unable to self-confine at small  $z$  due to large damping rates,  $S(p > p_*, z = z_0) > Q(p > p_*)$ . While the injection rate  $Q$  is fixed,  $S(z)$  is plausibly a decreasing function of  $z$ , and so for sufficiently low-energy CRs there may be a  $z_{\text{sc}}(p)$  where  $Q(p) = S(p, z_{\text{sc}})$  and CRs start to self-confine. We stress that  $z_{\text{sc}}(p)$  is a function of CR momentum, which will give rise to energy dependence in the CR distribution function.

What are the consequences for CR observables close to the disk? Because close to the disk CRs with  $p > p_*$  are not self-confined, one might first guess the free-streaming solution  $f(p > p_*) \sim Q/c$  at small  $z$ . However, if CRs do confine themselves above some height and  $f(z \sim z_{\text{sc}}) \sim Q/v_A$ , the free-streaming solution is unphysical as it corresponds to CRs streaming up their pressure gradient. Instead, the solution relaxes to a steady state with a flat spatial profile in regions where self-confinement does not operate,

$$f(p > p_*, z_0 \leq z \leq z_{\text{sc}}) \sim \max \left[ \frac{Q(p > p_*) - S(p > p_*, z)}{v_A(z)} \right]_z, \quad (19)$$

i.e.  $f$  is independent of  $z$  for  $z < z_{\text{sc}}$ . To get a sense of the energy scaling implied by (19), it is useful to further approximate the above by,

$$f(p > p_*, z_0 \leq z \leq z_{\text{sc}}) \sim \frac{Q(p > p_*)}{v_A(z_{\text{sc}}(p))} \sim p^{-\gamma_{\text{inj}} - \lambda_1 \lambda_3}, \quad (20)$$

where we used our assumption that the spatial variation of  $S$  is stronger than the spatial variation of  $v_A$  and in the last step we assumed that the spatial variations are well described by simple power laws,  $v_A \sim z^{\lambda_1}$ ,  $S \sim z^{-\lambda_2}$ , and as a result  $z_{\text{sc}} \sim p^{\lambda_3}$ . For  $\lambda_1 > 0$  and  $\lambda_3 > 0$ , the CR spectrum is steepened. For a linear damping  $\Gamma \propto k^a$ ,  $S \sim z^{-\lambda_2} p^{-3-a}$  and one can show that the self-confinement height  $z_{\text{sc}}$  is given by,

$$z_{\text{sc}} \sim z_0 p^{\lambda_3} \sim z_0 p^{\frac{\gamma_{\text{inj}} - (3+a)}{\lambda_2}}, \quad (21)$$

and (20) becomes,

$$f(p > p_*, z_0 \leq z \leq z_{\text{sc}}) \sim p^{-\gamma_{\text{inj}} - \lambda_1 (\gamma_{\text{inj}} - 3 - a) / \lambda_2}. \quad (22)$$

For  $\lambda_1 > 0$  ( $v_A$  increases with increasing  $z$ ),  $\lambda_2 > 0$  ( $S$  decreases

with increasing  $z$ ) and  $a < \gamma_{\text{inj}} - 3$  (true for all known linear damping mechanisms except ion-neutral damping at long wavelengths), the spectrum is steepened relative to the injection spectrum.

So far we have kept the discussion fairly general and considered arbitrary linear damping mechanisms. Let us now provide a more concrete solution for the steady-state  $f$ . We consider CR propagation in a turbulent inner galactic halo, so that the linear damping is due to the shearing of self-excited waves by the ambient Alfvénic turbulence. Thus,  $\Gamma \propto k^{0.5}$  and for turbulence injected with  $\text{Ma} \sim 1$  on scales  $L$  (Skilling 1971; Farmer & Goldreich 2004),

$$S \sim p^{-3.5} \frac{L^{-0.5} B_{\text{tot}} B_z}{4\pi^3 (m\Omega_0)^{0.5}} \propto B_{\text{tot}}^{0.5} B_z L^{-0.5} \propto z^{-\lambda_2}, \quad (23)$$

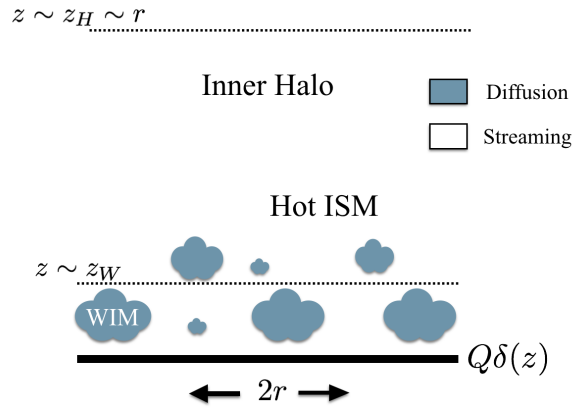
where  $B_{\text{tot}}$  is the total magnetic field (as opposed to just the vertical component). Suppose we take  $v_A \sim z^{0.5}$  i.e.  $\lambda_1 = 0.5$  (e.g.  $\rho \sim z^{-1}$  and constant  $B_z$ ). Let us further assume  $S \sim z^{-1}$ , i.e.  $\lambda_2 = 1$ . For  $\gamma_{\text{inj}} = 4.3$ ,  $z_{\text{sc}} \sim p^{0.8}$  per equation 21, i.e.  $\lambda_3 = 0.8$ . Then,  $f(p > p_*, z \leq z_{\text{sc}})$  per equations 20 or 22 scales as  $f \sim p^{-4.3-0.4} \sim p^{-4.7}$ , approximately consistent with observations. This is despite the fact that CRs are advected at  $\approx v_A$  in most of the volume in which they are self-confined. Roughly Alfvénic streaming in a stratified medium with the right spatial variations can therefore mimic energy-dependent streaming  $\propto E^{0.3-0.6}$ .

In Figure 3 we show example proton spectra from the stratified-halo calculation and compare them to AMS-02 and Voyager data (Aguilar et al. 2015; Cummings et al. 2016; for AMS-02 we only consider  $E \gtrsim 10\text{GeV}$ , as measurements of lower-energy CR protons are strongly affected by solar modulation). We take  $z_0 = 500\text{pc}$  as our base height. For the CR source term ( $= 2Q$ , see eq. 1) we take a supernova rate of 1 per 100 years (every supernova injecting  $10^{50}$  ergs of CR energy) with a spectral slope  $\gamma_{\text{inj}} = 4.3$ . We assume that the spatial variation of  $f$  below  $z_0$  is small, so that  $f(z_0) \approx f(0)$ . At the base we take  $n_{\text{th}} = 0.005\text{cm}^{-3}$  and  $B = 1\mu\text{G}$ . The domain of our calculation extends from  $z_0$  to  $z_{\text{max}} = 20\text{kpc}$ . Turbulence at the base is injected on scales  $L = z_0 = 500\text{pc}$ . As our fiducial spatial scalings we take  $v_A \sim z^{0.5}$  ( $\lambda_1 = 0.5$ ) and  $S \sim z^{-1}$  ( $\lambda_2 = 1$ ), as described in the paragraph above. We show the proton spectrum for the fiducial parameters and scalings as the solid line. We also show how variations around the fiducial scalings affect the spectrum. Interestingly, according to this mechanism of spectral steepening, small changes in the spectral slope as a function of CR energy in MW data are the result of changes in the spatial profiles with increasing distance from the galaxy.

The cutoff in the spectra in Figure 3 is set by  $z_{\text{max}} = 20\text{kpc}$ . We could in principle shift the cutoff to higher energies by increasing  $z_{\text{max}}$  (or  $r_{\text{max}}$  in spherical geometry), but our adopted scalings would not hold indefinitely and would likely be different in the CGM relative to the near-disk environment. Thus, in the stratified-halo model it remains true that self-confinement cannot explain CR observations at high energies and there remains a need for additional scattering.

#### 4 TWO-PHASE MODEL OF CR TRANSPORT

The discussion in Sections 2.1.3 and 2.2, and Figures 1 and 2 suggest that existing theories of self-confinement and scattering by turbulence cannot, on their own, explain the rather consistent scaling with energy of the CR diffusion coefficient inferred from observations,  $\kappa \propto E^{0.3-0.6}$  (bearing in mind the caveat that spatial dependence of plasma properties can complicate the story; Section 3). This suggests that 1) there is a different, yet unknown, universal



**Figure 4.** Example model for multi-phase CR transport in the Milky Way. Cosmic rays stream/diffuse away from the galactic disk where they are injected by supernovae and/or spallation reactions ( $Q$  is the CR injection rate per unit area). In the hot ionized medium and halo, CRs are self-confined and streaming. In the warm ionized medium (WIM), where it is plausible that  $\beta \equiv 8\pi p_g/B^2 < 1$ , CRs are scattered by fast-mode turbulence. This results in diffusive transport.

process/cascade that efficiently scatters CRs with the right energy dependence, or that 2) a combination of scattering by self-excited waves and fast-mode turbulence conspires to mimic the empirically derived CR diffusion coefficient. At present, no MHD cascade satisfies the properties required for scenario 1). We present some speculative suggestions that might remedy this in Section 6. In what follows, we consider the alternative possibility that CRs are scattered by a combination of fast modes and self-excited waves.

In particular, because fast modes are strongly damped in dilute high- $\beta$  environments (which likely make up a large fraction of the volume), while in low- $\beta$  regions they may be very efficient scatterers and suppress the streaming instability (Figure 2), a possible picture emerges that CRs are scattered by only fast modes or only self-excited Alfvén waves, depending on the ISM phase. This motivates treating CR propagation as a multi-phase problem. We show an illustration of what multi-phase CR propagation may look like in Figure 4. There is observational evidence that the warm phases of the ISM in spiral galaxies are magnetically dominated (e.g., Beck 2015), i.e.  $\beta = 8\pi p_g/B^2 \lesssim 1$ . This may also be true in the inner CGM (e.g., Beck 2015). The transport model in Figure 4 has a low- $\beta$  warm ISM in which CRs diffuse due to scattering by fast-mode turbulence. If  $\beta > 1$ , however, fast modes are damped and low-energy CRs are likely self-confined. We thus assume that cosmic rays are self-confined and streaming in the remaining regions of the galaxy, i.e. the hot ISM and inner halo. We note that different ISM phase structures are also plausible and the depiction in Figure 4 should be regarded as one particular example of a broader class of multi-phase propagation models. We focus on the particular model illustrated in Figure 4 because we find that it can, in principle, match observations. This is important in terms of assessing whether existing theories of CR transport are at all compatible with observations.

The warm ionized medium in our 1D formalism is modelled as a thin layer in the disk, i.e. we assume that the region between  $z = 0$  and  $z = z_W$  is entirely filled by the warm ISM (this 1D picture could, for example, approximate a more realistic multi-phase ISM where the warm ISM fills 50% of the volume up to  $z = 2z_W$ , as in Fig. 4). We treat CRs as self-confined in the coronal regions and the inner halo of the galaxy,  $z > z_W$ . We now consider solutions to

(2) for the two regions with different transport mechanisms, starting with the self-confinement region.

#### 4.1 Self-confinement regions with NLLD: the proton spectrum

For simplicity, we first consider a constant Alfvén speed throughout the self-confined coronal regions and inner halo, so that (2) is the adequate CR transport equation (as we discuss below, relaxing this assumption does not change our conclusions qualitatively). Since the “diffusive” correction due to linear damping mechanisms effectively acts like a sink of CRs, which is  $\ll Q$  for most self-confined CRs and thus does not introduce energy-dependence of the right form (eq. 5; although we again point the reader to Section 3 for an interesting caveat), we here focus on nonlinear Landau damping. Including linear damping mechanisms in addition to nonlinear Landau damping does not significantly affect our conclusions as long as the cutoff rigidity imposed by linear damping  $R_{\text{cutoff}} \gg 100\text{GV}$  (see Figure 5). In the hot and ionized halo, the relevant linear damping is set by the ambient Alfvénic turbulence (Farmer & Goldreich 2004), so we essentially assume a weakly turbulent halo, so that NLLD is more important than linear damping (this requires fairly small amplitudes at the turbulence injection scale,  $\delta v/v_A \sim \mathcal{O}(0.1)$ ). Under these assumptions, per equations 1 and 9 the CR flux in the self-confined halo,  $z > z_W$ , satisfies,

$$v_A f_p + X \left( -\frac{\partial f_p}{\partial z} \right)^{1/2} = \text{const} = -\kappa_{\text{turb}} \left[ \frac{\partial f_p}{\partial z} \right]_{z \rightarrow z_W^-} = Q, \quad (24)$$

where we imposed flux continuity at  $z = z_W$  and in the last step we used the solution in (15) to evaluate the CR flux  $-\kappa_{\text{turb}} \partial f_p / \partial z$  in the warm ISM in which CRs are scattered by ambient fast-mode turbulence. In the self-confinement region, the CR distribution function therefore satisfies the same equation as for the single-phase medium in Section 2.1.2 (eq. 11). Thus, the steady-state CR proton distribution function for  $z > z_W$  is in our model given by equation 13.

In deriving eq. 13 we made the assumption that  $v_A$  is constant and one may wonder how much our results depend on it. For negligible NLLD and for an Alfvén speed that increases with  $z$ , the solution to (1) is  $f_p \approx Q/v_A \exp(-z/H_A)$ , where  $H_A$  is the  $\sim$  Alfvén scale height. One can show that in this case NLLD becomes important when  $X^2 \gtrsim Q v_A H_A$ . Previously, in (13) we found that NLLD becomes important when  $X^2 \gtrsim Q v_A r$ . At high energies (large  $X$ ) our results are independent of  $v_A$  in both cases. So, a spatially-varying  $v_A$  merely changes the CR energy at which NLLD becomes important by order unity (since  $H_A$  is expected to be quite large in the halo,  $\gtrsim 5\text{kpc}$ ). Importantly, the exact spatial profile of  $v_A$  does not qualitatively change our results.

The solution in (13) shows that the proton spectrum depends sensitively on the injection spectrum  $Q$ . The slope of the injection spectrum remains uncertain, which is a limitation for putting tight constraints on CR transport using just the proton flux. In this work we will assume that the spectral slope at injection is around  $\gamma_{\text{inj}} \approx 4.2 \pm 0.1$ , motivated by acceleration at strong shocks and FERMI data on luminous starbursts (Ackermann et al. 2012), where gamma-ray emission likely traces the injection spectrum without any energy-dependent losses (e.g., Lacki et al. 2011).

#### 4.2 Self-confinement regions with NLLD: the boron-to-carbon ratio

Cleaner constraints on CR transport can usually be obtained using the boron-to-carbon ratio (B/C). While C nuclei are CR primaries,

i.e. they are injected at the sources, B nuclei are secondaries created by spallation reactions of C nuclei in the ISM. The B/C ratio is therefore a direct probe of the average column density / grammage traversed by CRs during their lifetime in the galaxy. Importantly, for diffusion in turbulence B/C is independent of the injection spectrum. However, there is significant dependence on the injection spectrum if one considers self-confinement (see eq. 25 below).

In self-confinement regions ( $z > z_W$ ), B nuclei are passively scattered by the Alfvén waves excited by the protons via the streaming instability. By imposing flux continuity at  $z = z_W$  as in Section 4.1 and equation 24, we find that B nuclei satisfy equation 2, with  $\kappa = \kappa(f_p)$  according to (9),<sup>3</sup> and  $f_p$  given by (13). As the production mechanism for B is different, however, we need to replace the proton source term  $Q$  with  $f_C h \delta(z) / \tau_{\text{spall}}$ , where  $f_C$  is the carbon distribution function,  $h$  is the thickness of the dense thin disk in which boron is assumed to be produced, and  $\tau_{\text{spall}}$  is the spallation reaction timescale in the disk (we assume the cross section to be constant for relativistic CRs, = 61mB). The differential equation is solvable, with

$$\frac{f_B(z, R)}{f_C(0, R)} = \frac{h}{v_A \tau_{\text{spall}}} \frac{(r - z + X^2 / (Q v_A))^{v_p/v_B} - (X^2 / (Q v_A))^{v_p/v_B}}{(r - z + X^2 / (Q v_A))^{v_p/v_B}}, \quad (25)$$

where  $v_B$  and  $v_p$  are the B and proton speeds at the same rigidity  $R$  ( $v_p/v_B \approx 1$  for  $R \gg 1\text{GV}$ ), and  $Q$  and  $X$  are evaluated for proton momenta corresponding to rigidity  $R$ . We note that  $f_C$  in the denominator is evaluated at  $z = 0$  due to the delta function that appears in the B source term. At low energies (small  $X$ ),  $f_B$  is set by Alfvénic escape, while at higher energies NLLD becomes important. At high energies with  $v_p \approx v_B$  and  $r v_A \ll X^2/Q$ ,  $f_B(z = 0)/f_C(z = 0) \propto Q/X^2 \propto p^{-\gamma_{\text{inj}}+3}$ , and so B/C in self-confinement theory depends strongly on the injection spectrum.

#### 4.3 Diffusion in turbulence in the warm ISM

We now complete our solution for B/C and the proton spectrum by considering CR diffusion in the warm ISM layer ( $z < z_W$ ). Because protons and B nuclei are both passively scattered by the turbulent cascade, they are described by the same equation. Assuming  $\kappa_{\text{turb}} = \text{const}$ , the solution to (2) is,

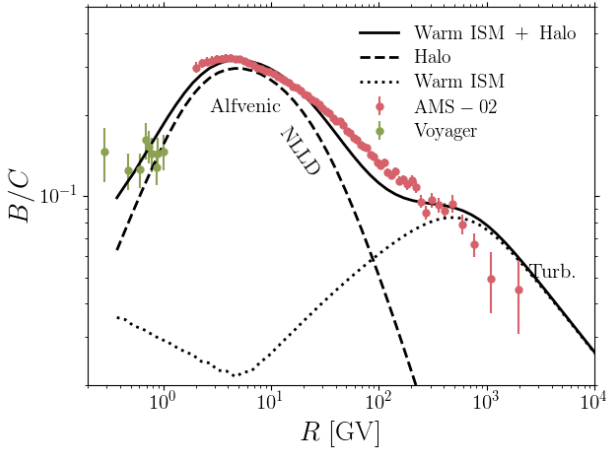
$$f(z) = \frac{Q'}{\kappa_{\text{turb}}} (z_W - z) + f(z_W), \quad z < z_W, \quad (26)$$

where  $f$  can denote any CR species and  $Q'$  is the source term for either protons or B nuclei. We imposed continuity of  $f$  between the warm ISM and the coronal regions as the outer boundary condition, i.e. we use (13) and (25) for the protons and boron nuclei, respectively (evaluated at  $z = z_W$ ). Because  $f(z_W)$  is set by the transport in the halo, eq. 26 highlights a key property of our multi-modal CR transport models: different transport mechanisms set observables at  $z = 0$  depending on CR energy and the ISM phase structure. In particular, the transport in the warm ISM (assumed diffusive here) sets observables in the disk if

$$\frac{Q' z_W}{\kappa_{\text{turb}}} \gtrsim f(z_W). \quad (27)$$

<sup>3</sup> For B nuclei with the same rigidity as protons, we have to multiply the proton diffusion coefficient by the speed ratio  $v_B(R)/v_p(R)$  to get the boron diffusion coefficient at the same rigidity.





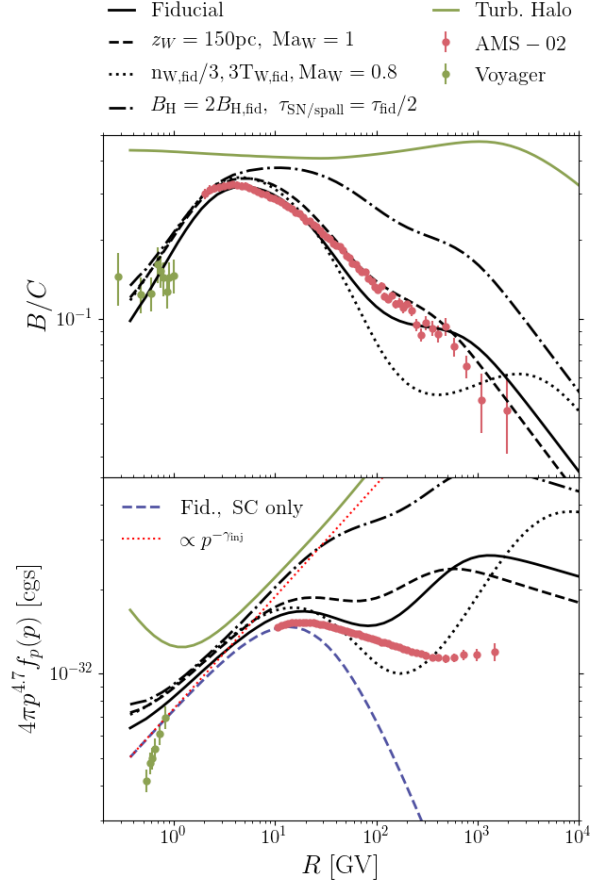
**Figure 5.** The boron-to-carbon ratio for our fiducial two-phase ISM model. The red points are AMS-02 measurements (Aguilar et al. 2016), the green points are Voyager measurements (Cummings et al. 2016) and the black line is the spectrum obtained using (25) and (26) evaluated at  $z = 0$ . There is good agreement between the model and the data. At low energies, self-confinement in the diffuse hot ISM and halo sets the local B/C. At GeV energies, CR transport has a weak energy dependence as CRs stream at the Alfvén speed. At intermediate energies, NLLD is important and introduces a strong dependence on energy. Above a few hundred GeV, diffusion in the turbulent warm ISM becomes the escape-rate-limiting step and sets the local ( $z = 0$ ) CR observables. The dotted and dashed lines show the individual contributions from the turbulent warm ISM, and the self-confined hot ISM and halo (first and second terms in eq. 26, respectively).

In the opposite limit, it is the transport in the halo (assumed to be streaming here) that sets the local observables. We note that the above inequality is similar, though not equivalent, to the common assumption that low-energy CRs are scattered by self-excited waves, while higher-energy CRs are scattered by turbulence. In fact, in a low- $\beta$  warm ISM CRs of all energies are scattered by the fast-mode cascade (see Figure 2). For the model presented here, the more accurate interpretation is that the *escape-rate-limiting step* is self-confinement for low-energy CRs and fast-mode turbulence for higher-energy CRs.

## 5 TWO-PHASE MODEL VERSUS OBSERVATIONS

We now compare our multi-phase model to local CR measurements. Finding a “best-fit” set of parameters would be overkill given the simplicity of our model and the theoretical uncertainties. Instead, we show that there exists a plausible set of physical parameters for which we can recover the normalisation and essential trends of the proton and B/C spectra.

We use the following fiducial parameters: a supernova rate of 1 per century, injecting  $10^{50}$  ergs of CRs per supernova with a spectrum  $Q \propto p^{-4.3}$ . In the hot ISM we use  $n_{\text{th}} = 0.003 \text{ cm}^{-3}$ ,  $T = 3 \times 10^6 \text{ K}$  and  $B = 1 \mu\text{G}$ . For the warm ISM, we use a density  $n_{\text{th}} = 0.2 \text{ cm}^{-3}$ , temperature  $T = 10^4 \text{ K}$  and magnetic field  $B = 6 \mu\text{G}$ . This corresponds to  $\beta \approx 0.2$  in the warm ISM and  $\beta \approx 30$  in the hot ISM. We assume that the transition between the warm ISM and the coronal regions occurs at  $z_W = 500 \text{ pc}$  above the disk and we use  $r = 10 \text{ kpc}$  as the characteristic CR injection length scale in the disk. We assume that fast-mode turbulence in the warm ISM is injected with  $\text{Ma} = 0.6$  on scales of order  $L = 50 \text{ pc}$ . For the boron source term, we assume that boron is produced in a thin disk



**Figure 6.** Dependence of spectra (top: B/C, bottom: protons) on our choice of parameters and propagation model. Red points are AMS-02 measurements, green points are Voyager measurements. The black lines show the effect of variations in the parameters for our fiducial two-phase propagation model (Figure 4). Modifying the parameters (black lines) changes the quality of the fit, but the main qualitative trends remain the same. The proton spectrum is significantly steeper than the injection spectrum (red dotted line) for energies  $\gtrsim 10 \text{ GeV}$  and is on average close to the observed  $\approx -4.7$ . Deviations from the observed spectrum are small for several parameter choices (less than a factor of  $\sim 2$  over four decades in energy for the solid and dashed lines). Due to the wide range of plasma conditions present in a realistic multi-phase galaxy, CR transport is likely some convolution of our model’s results for different parameters. The green line is a different model with scattering by fast-mode turbulence everywhere, i.e. no self-confinement; it shows qualitatively very different behaviour. Due to the weak energy dependence of  $\kappa_{\text{turb}}$  in the halo (Figure 2), B/C is essentially flat and the proton spectrum  $\sim p^{-\gamma_{\text{inj}}}$ , inconsistent with observations. The blue dashed line in the bottom panel shows the spectrum calculated using the self-confined halo only (no contribution from the warm ISM). Without scattering by fast-mode turbulence, the spectrum at high energies is too steep unless the transport region is stratified as in Figure 3.

of half-thickness  $200 \text{ pc}$  in dense gas  $\approx 1.25 \text{ cm}^{-3}$ . We stress that this is not a constrained, unique set of parameters. It is merely a set of physical parameters that matches the normalisation and main spectral trends in the observed data. We show some variation about these parameters in Figure 6 discussed below.

The B/C spectrum for our fiducial parameters is shown in Figure 5. The red points are AMS-02 measurements (Aguilar et al. 2016), the green points are measurements by Voyager (Cummings et al. 2016) and the black solid line is the spectrum obtained using

(25) and (26) evaluated at  $z = 0$ . There is good agreement between our solution and the observations, especially given the simplicity of our model. At energies  $\lesssim 100$  GeV, self-confinement in the diffuse hot ISM and halo sets the local B/C. At GeV energies, CRs stream at the Alfvén speed. At higher energies, but still in the self-confined limit, NLLD introduces a stronger dependence on energy. Above a few hundred GeV, diffusion in the turbulent warm ISM becomes the escape-rate-limiting step and sets the local CR observables. At low rigidities  $\lesssim 1$  GV, B/C decreases with decreasing rigidity despite the energy-independent streaming at  $v_A$ . This is because these CRs are transrelativistic and  $\tau_{\text{spall}}^{-1} \propto v$ . While many of our assumptions (e.g., negligible Coulomb losses, or a constant spallation cross section) are no longer valid at the lowest rigidities measured by Voyager, the data between  $\sim 0.3$  and  $\sim 10$  GV seems consistent with Alfvénic streaming (see also Blasi et al. 2012, Bresci et al. 2019).

We consider variations in our parameters and the propagation model in Figure 6. We show results for B/C in the top panel, and for the proton spectrum in the bottom panel. We compare the results to AMS-02 and Voyager measurements for both B/C and protons (Aguilar et al. 2015; Cummings et al. 2016). The black lines all correspond to the fiducial propagation model (Figure 4) for different choices of parameters (for example,  $n_{\text{W, fid}}/3$  in the legend means that the density in the warm ISM is decreased by a factor of 3 relative to the fiducial parameter). Modest changes in parameters do not change the main trends in the results and many of the black lines show good qualitative agreement with the data. We note that at fixed  $v_A$  in the halo, the black lines do not change if we change the halo density/temperature at a fixed thermal pressure, as  $X \propto (n_{\text{th}} T)^{1/4}$ . Importantly, the proton spectrum is significantly steeper than the injection spectrum (red dotted line) for energies  $\gtrsim 10$  GeV and is on average close to the observed  $\approx -4.7$ . The break in the spectra between  $10^2$  and  $10^3$  GeV comes from the transition between  $f_p(0)$  being set by self-confinement in the halo and  $f_p(0)$  being set by turbulent diffusion in the warm ISM. The real ISM samples a wide range of plasma conditions and so CR transport likely is some convolution of our toy model’s results for different parameters. Overall, there is satisfactory agreement between the fiducial propagation model from Figure 4 and the data. By contrast, the green line in Figure 6 shows the prediction for a different propagation model, in which CRs are scattered by fast-mode turbulence throughout the entire volume of the galaxy, including the halo and hot ISM (i.e. no self-confinement at all). We use the diffusion coefficients from Figure 2 and a 5kpc halo size to adjust the normalisation. The green line shows qualitatively very different behaviour from our multi-phase model. Due to the weak energy dependence of  $\kappa_{\text{turb}}$  in the halo (Figure 2), B/C is essentially flat and the proton spectrum  $\sim p^{-\gamma_{\text{inj}}}$ . The blue dashed line in the bottom panel of Figure 6 is the proton spectrum calculated using the self-confined halo only (no warm ISM contribution; same as the dashed line in Figure 5 for B/C). Without scattering by fast-mode turbulence, the spectrum at high energies is too steep (see discussion under eq. 13). Figure 6 thus shows that neither fast-mode turbulence nor self-confinement alone give reasonable agreement with the observations, but the combination plausibly can.

## 6 DISCUSSION

The good agreement between the multi-phase model and observations in Section 5 may be viewed as a success. After all, there appears to be a set of simplified yet plausible conditions where existing theories of CR propagation meet observations. In that sense,

our results can be interpreted as a proof of concept for existing theoretical models of CR transport. However, the success of a theory depends not only on its ability to match the data, but also on its robustness. For this reason, the good fit in Section 5 should not overshadow the uncertain micro-physical building blocks of our model (e.g., uncertainties in the fast-mode cascade). The fine-tuning of parameters that is necessary to create smooth spectra with the right energy dependence may also, understandably, leave a bitter-sweet taste. Especially since the fine-tuning carries a message of non-universality: in this model other Milky-Way-like galaxies, even ones without calorimetric CR losses, may have very different CR spectra.

In this section we discuss some speculative extensions of self-confinement and MHD turbulence theory that might improve agreement between CR scattering theory and phenomenological models. We begin by noting that alternative nonlinear damping mechanisms of self-excited waves would modify the energy dependence predicted by self-confinement theory, potentially yielding better agreement with observations (Section 6.1). A more theoretically attractive alternative is scattering of CRs by a single mechanism, which would be devoid of the fine-tuning problem discussed above, e.g., scattering by a turbulent cascade with a universal spectral index. This is in part why the phenomenological Kolmogorov-turbulence model has been so successful in explaining CR observations. However, the Kolmogorov phenomenology is not theoretically well motivated and at present no MHD cascade is known to have the desired properties over the entire range of CR energies. Still, MHD turbulence remains sufficiently uncertain to not discard this option. In Sections 6.3–6.5 we discuss a few topics at the frontier of MHD turbulence theory that may be relevant for a universal, turbulence-based theory of CR transport. In Section 6.2 we also briefly consider the possibility that the waves that scatter CRs are *excited* on a wide range of scales by an external driving process (e.g., stellar feedback), instead of only being generated via a turbulent cascade from large scales.

### 6.1 Nonlinearities in self-confinement theory

We showed in Section 2.1 that nonlinear damping of self-excited Alfvén waves gives rise to a smooth transition from Alfvénic streaming to energy-dependent transport with constant spectral index (in contrast to linear damping). However, the spectral index for nonlinear Landau damping is too steep relative to observations (Section 2.1.2). This is not necessarily true for nonlinear damping mechanisms that are different from  $\Gamma_{\text{NLLD}} \sim k v_{\text{th}} (\delta B/B)^2$ . For example, Alfvén waves on scales larger than the thermal-particle mean free path are nonlinearly damped by pressure-anisotropy effects at a rate  $\Gamma \sim (k l_{\text{mfp}}) \Gamma_{\text{NLLD}}$  (Squire et al. 2017). With this extra  $k$  dependence, nonlinear damping yields energy-dependent transport very close to the Kolmogorov scaling. However, this particular physical mechanism is only valid above the thermal-particle mean free path, which is very large ( $\gtrsim \text{pc}$ ) in the dilute and hot plasmas in which these nonlinear damping mechanisms are important. This particular damping is thus not applicable for CRs below peV energies. Nevertheless, this example illustrates that other nonlinear damping mechanisms can in principle give rise to appropriate energy dependence. The nonlinear damping would need to be strong, and linear damping negligible, so as to not introduce a sharp cutoff as in Figure 1.

## 6.2 External driving on a range of scales

It is also possible that the waves that scatter CRs over a wide range of energies are directly excited by some external driving process. This could be due to fluid instabilities acting on a range of scales, e.g. Kelvin-Helmholtz or dust-driven instabilities (Squire & Hopkins 2018). Alternatively, it is possible that stellar feedback (winds, supernovae, etc.) drives not only large-scale motions (which then cascade down to smaller scales), but also fluctuations on a wide range of smaller scales. Driving on smaller scales leads to less anisotropy in the Alfvénic cascade and thus more efficient CR scattering. For example, the periods of the Alfvén waves resonant with GeV CRs are comparable to the variability timescale of solar-type stars, and so it is in principle possible that stellar winds interacting with the magnetized ISM can contribute to some scattering of lower-energy CRs. The power required to excite waves with amplitudes consistent with phenomenological CR transport models is  $\ll$  the total power from stellar feedback. In particular, the power required to excite  $\delta B/B \sim 10^{-3}$  waves (rough amplitude suggested by phenomenological models) in a cylindrical galaxy with radius  $R = 10\text{kpc}$  and height  $H = 1\text{kpc}$  is  $P_{\text{scatt}} \sim 4 \times 10^{36}$  ergs/s, assuming  $B \sim 1\mu\text{G}$  and a plausible wave damping rate  $\Gamma \sim 10^{-11}\text{s}^{-1}$ . This is indeed orders of magnitude smaller than the total power injected by supernovae,  $P_{\text{SN}} \sim 3 \times 10^{41}$  ergs/s for a supernova rate of 1 per century. However, this speculation faces a severe fine-tuning problem, as it is unclear how waves excited on a range of scales would conspire to give Kolmogorov-like scattering.

## 6.3 Cascade damping: role of the plasma echo

As shown in Figure 2, damping prevents a weak-turbulence cascade of fast modes from maintaining a universal  $k^{-3/2}$  power-law at high  $k$  (or  $\kappa_{\text{turb}} \propto E^{1/2}$  at scales resonant with low-energy CRs). The damping sets in at particularly large scales in dilute and hot plasmas like the hot ISM or the galactic halo, which constitute most of the confining volume. In these dilute systems, linear compressive waves are Landau-damped, which transfers energy from spatial fluctuations to ever-finer structures in velocity space in the thermal-particle distribution function, a process called phase-mixing.

Our calculation (based on the calculation in Yan & Lazarian 2008) assumes that compressive fluctuations in a turbulent cascade are damped at their linear damping rates. However, recent theoretical and numerical progress suggests that in the presence of nonlinear interactions and sufficiently small particle collisionalities (so that phase mixing can be reversible), fluctuations that have phase-mixed away to fine velocity scales can be brought back by coupling to other perturbations, a process called the “stochastic plasma echo”, which effectively reverses phase-mixing (Schekochihin et al. 2016; Meyrand et al. 2019). Landau damping is suppressed and the collisionless plasma behaves more fluid-like. The fluidization of plasma turbulence appears consistent with the seemingly undamped cascade of compressive fluctuations in the solar wind (in this case, slow modes; Chen 2016; Verscharen et al. 2017). An analogous fluidization of fast-mode turbulence would allow  $\kappa_{\text{turb}}$  in the halo (Figure 2) to continue its  $R^{0.5}$  scaling to lower CR energies.

One issue with this idea is that the plasma echo can anti-phase-mix fluctuations before they are damped by collisions only if the nonlinear timescale is sufficiently short. This in turn requires large amplitudes for the turbulent fluctuations, which then leads to small CR diffusion coefficients if the desired  $E^{0.5}$  scaling continues to small energies. For example, using the results by Adkins & Schekochihin (2018), we estimate that for the stochastic echo to operate in the hot ISM, amplitudes of order  $\text{Ma} \gtrsim 1$  on the outer

scale appear necessary, leading to diffusion coefficients of order  $10^{27}\text{cm}^2\text{s}^{-1}$  at a GeV, far too small compared to observationally inferred CR diffusion coefficients. However, the theory of the stochastic echo in a fast-mode cascade has not been developed and clearly merits more work. Moreover, if the conditions to realise the stochastic echo only occur in a small fraction of the ISM volume, this would reduce the effective volume-averaged diffusion coefficient.

## 6.4 Reconnection and the anisotropy of Alfvénic turbulence

An alternative to scattering by fast-mode turbulence is that there is a different, yet unknown, regime of Alfvénic turbulence that can efficiently scatter CRs. Though critical balance as the main governing principle of MHD turbulence stands on firm ground, it is possible that additional physics on small scales can change the cascade physics. For example, the large aspect ratios of structures formed in strong turbulence on small scales plausibly become unstable to instabilities such as tearing and/or Kelvin-Helmholtz. In particular, Alfvénic turbulence may enter a new regime of tearing-mediated turbulence on scales much larger than one would naively expect, i.e.  $\gg$  the resistive scale (Loureiro & Boldyrev 2016; Mallet et al. 2017a; Mallet et al. 2017c). There is some numerical evidence/theory that turbulence in reconnecting layers may obey different anisotropy scalings than standard Alfvénic turbulence, e.g.  $k_{\parallel} \sim k_{\perp}$  (Huang & Bhattacharjee 2016; Boldyrev & Loureiro 2019), or even  $k_{\parallel} \sim k_{\perp}^{1.2}$  (Liping et al. 2020). This has the potential for more efficient CR scattering and the latter scaling could even give rise to an energy dependence of CR scattering that is roughly in the right ballpark. However, applying the theory of Mallet et al. (2017b), we estimate that tearing-mediated turbulence is expected to become important only on scales  $\ll$  the gyroradius of GeV CRs. If this is generally true, it would not be important for CR scattering.

## 6.5 Balanced versus imbalanced turbulence

Numerical studies of MHD turbulence usually assume approximate equipartition between kinetic and magnetic energies, and roughly equal energies in forward and backward propagating Alfvén waves. While this setup is numerically convenient, it is generally not realised in nature. Many of the cascade properties, including the spectral slopes and anisotropy, of imbalanced Alfvénic turbulence are quite different from the usual balanced case (e.g., Beresnyak & Lazarian 2009 or Section 7 in the review by Schekochihin 2020 for a summary). However, it is believed that the parallel spectrum remains steep, with a spectral slope  $\lesssim -2$  and  $k_{\perp} \gg k_{\parallel}$ . This still means inefficient CR scattering. Nevertheless, imbalanced MHD turbulence remains a fairly unexplored terrain compared to its balanced counterpart, so there is still room for surprises there.

## 7 SUMMARY

Neither confinement of CRs by self-excited Alfvén waves nor scattering by an ambient fast-mode cascade can plausibly explain CR observations over the entire range of CR energies (Section 2). Due to the strong damping of fast modes on small scales, the energy dependence of the CR diffusion coefficient in fast-mode turbulence is incompatible with phenomenological models (and observations) at CR energies  $\lesssim 10^3\text{GeV}$  (Figure 2). In self-confinement theory, higher-energy CRs are unable to self-confine due to the linear damping of Alfvén waves excited by the streaming instability. Indeed, for

self-excited waves damped by linear damping mechanisms, self-confined CRs stream, to reasonable approximation, at either the Alfvén speed or the speed of light (Figure 1), which is naively incompatible with the smooth energy dependence measured empirically. Non-linear damping of self-excited waves (e.g., non-linear Landau damping) introduces a smoother energy-dependence to CR transport but existing theoretical models predict an energy dependence that is stronger than that observed (see Section 2.1.2 and the dashed line in Figure 5).

CR transport is theoretically predicted to depend sensitively on spatial variations in the plasma properties because local plasma conditions change the strength of ambient turbulence, the efficiency of fast-mode damping and the damping of self-excited Alfvén waves. This strong dependence of CR transport on local plasma conditions motivates our considering how such variations might affect CR observables at Earth. To start, we have shown that even pure Alfvénic streaming can in fact produce energy dependent transport and energy dependent observables if both the Alfvén speed and the region in which CRs of a given energy are self-confined vary with height above the galactic disk. These two conditions mean that CRs of different energy effectively sample different Alfvén speeds, leading to energy dependent transport that can in principle be similar to that observed (Section 3 and Figure 3). Even in this model, however, self-excited Alfvén waves are eventually fully damped at sufficiently high energies and a separate CR scattering mechanism is required.

If we assume that the current theories of CR scattering are correct and complete, CR observations seem to demand a combination of scattering by self-excited and extrinsic waves. The multi-phase nature of the ISM of galaxies independently suggests that CR transport may be multi-modal, i.e. a mix of streaming and diffusion. Self-confinement likely operates in regions where the turbulent cascade of scattering waves (e.g., fast modes) is strongly damped, whereas in regions with efficient scattering by turbulence the streaming instability is suppressed. In Section 4, we have considered a particular model in which CRs diffuse in the warm ISM due to scattering by the MHD fast-mode cascade, and are self-confined in the coronal regions and the halo (Figure 4). We have assumed that turbulence in the halo is weak, so that nonlinear Landau damping is the dominant damping of Alfvén waves excited by the streaming instability. We stress that this particular model belongs to a broader class of possible multi-phase CR propagation models. In particular, the exact filling fractions of different phases is likely a function of a number of properties of the galaxy, such as the local gas surface density and star formation rate surface density, which set the cooling rates and supernovae heating rate. This will in turn modify CR propagation. The purpose of the model considered in this work is to demonstrate that a relatively simple model of multi-phase CR transport can in principle explain some of the main trends observed in CR spectra in the solar neighbourhood (Figure 5 and Figure 6). These trends are difficult to explain using only self-confinement theory (Section 2.1 and, e.g., dashed line in Figure 5) or only scattering by MHD turbulence (Section 2.2, Figure 2 and the green line in Figure 6). However, we note the caveat that the multi-phase propagation model studied here requires some fine-tuning of plasma parameters, and relies on a weak fast-mode cascade whose existence remains uncertain (see Section 2.2.1).

CR scattering by a Kolmogorov cascade, often assumed in phenomenological models, is not well motivated by current theoretical models of CR transport. A corollary of our two-phase results is that the good agreement between Kolmogorov-cascade scattering models and Milky-Way data may be partially a coincidence: the energy dependence in our models is due to a combination of three

separate processes (Figure 5), which conspire to roughly mimic CR scattering by a Kolmogorov cascade.

Interpreting CR data using a combination of scattering mechanisms in different phases of the ISM is physically well-motivated, but will inevitably require some fine-tuning. An attractive alternative is that CR scattering is dominated by a currently unidentified source of a roughly Kolmogorov-like cascade, as is often assumed in phenomenological models. In Section 6, we discussed some of the uncertain aspects of MHD turbulence theory that could bear on the presence of such a cascade and thus on CR scattering. In this context it is worth noting that the energetic requirements for confining CRs by scattering are very small compared to the overall energetics of interstellar turbulence (Section 6.2). Thus, an energetically minor component of the cascade or turbulent driving by an energetically subdominant channel could nonetheless dominate CR scattering.

In the course of this work, we became aware of similar efforts to reconcile CR transport theories with MW observables by Hopkins et al. (in prep). Using galaxy-formation simulations combined with a broad selection of CR transport models motivated by microphysics, Hopkins et al. (in prep) also conclude that self-confinement theory and “extrinsic turbulence” theory alone cannot qualitatively reproduce CR spectra observed in the solar neighbourhood. However, as we showed in Sections 3–5, the exact ISM phase structure and spatial variations of plasma properties can significantly affect CR observables and there exist multi-phase solutions (combinations of self-confinement and extrinsic turbulence) that can, in principle, qualitatively reproduce local CR spectra (Figure 6). These solutions require a particular set of ISM plasma conditions, which are not realised in the simulations of Hopkins et al. (in prep). Hopkins et al. (in prep) instead elucidate the form of driving/damping necessary for extrinsic turbulence and/or self-confinement to be compatible with MW measurements (analogous to our Section 6).

## DATA AVAILABILITY

The calculations from this article will be shared on reasonable request to the corresponding author.

## ACKNOWLEDGEMENTS

We thank Philip Hopkins and Jonathan Squire for many enlightening discussions and helpful comments on earlier drafts of this manuscript. We also thank Susan Clark, Brandon Hensley, Chang-Goo Kim, Matthew Kunz, Eve Ostriker, Alexander Schekochihin, and Anatoly Spitkovsky for useful conversations. This research was supported by NSF grant AST-1715070 and a Simons Investigator award from the Simons Foundation.

## REFERENCES

- Ackermann M., et al., 2012, *ApJ*, 755, 164
- Adkins T., Schekochihin A. A., 2018, *Journal of Plasma Physics*, 84, 905840107
- Aguilar M., et al., 2015, *Phys. Rev. Lett.*, 114, 171103
- Aguilar M., et al., 2016, *Phys. Rev. Lett.*, 117, 231102
- Amato E., Blasi P., 2018, *Advances in Space Research*, 62, 2731
- Bai X.-N., Ostriker E. C., Plotnikov I., Stone J. M., 2019, *ApJ*, 876, 60
- Beck R., 2015, *A&ARv*, 24, 4
- Beresnyak A., Lazarian A., 2009, *ApJ*, 702, 460
- Blasi P., Amato E., Serpico P. D., 2012, *Phys. Rev. Lett.*, 109, 061101
- Boldyrev S., 2006, *Phys. Rev. Lett.*, 96, 115002

Boldyrev S., Loureiro N. F., 2019, *Physical Review Research*, **1**, 012006  
 Braginskii S. I., 1965, *Rev. Plasma Phys.*, **1**, 205  
 Bresci V., Amato E., Blasi P., Morlino G., 2019, *MNRAS*, **488**, 2068  
 Chandran B. D. G., 2000, *Phys. Rev. Lett.*, **85**, 4656  
 Chen C. H. K., 2016, *Journal of Plasma Physics*, **82**, 535820602  
 Cho J., Lazarian A., 2003, *MNRAS*, **345**, 325  
 Cummings A. C., et al., 2016, *ApJ*, **831**, 18  
 Farber R., Ruszkowski M., Yang H. Y. K., Zweibel E. G., 2018, *ApJ*, **856**, 112  
 Farmer A. J., Goldreich P., 2004, *ApJ*, **604**, 671  
 Felice G. M., Kulsrud R. M., 2001, *ApJ*, **553**, 198  
 Fornieri O., Gaggero D., Cerri S. S., De La Torre Luque P., Gabici S., 2021, *MNRAS*, **502**, 5821  
 Ginzburg V. L., 1961, *Propagation of electromagnetic waves in plasma* (New York: Gordon & Breach)  
 Hopkins P. F., et al., 2020, *MNRAS*, **492**, 3465  
 Huang Y.-M., Bhattacharjee A., 2016, *ApJ*, **818**, 20  
 Kadomtsev B. B., Petviashvili V. I., 1973, in *Doklady Akademii Nauk*. pp 794–796  
 Kim C.-G., Ostriker E. C., 2017, *ApJ*, **846**, 133  
 Kowal G., Lazarian A., 2010, *ApJ*, **720**, 742  
 Kulsrud R. M., 2005, *Plasma physics for astrophysics*  
 Kulsrud R., Pearce W. P., 1969, *ApJ*, **156**, 445  
 Lacki B. C., Thompson T. A., Quataert E., Loeb A., Waxman E., 2011, *ApJ*, **734**, 107  
 Linden T., Profumo S., Anderson B., 2010, *Phys. Rev. D*, **82**, 063529  
 Liping Y., Hui L., Fan G., Xiaocan L., Shengtai L., jiansen H., Lei Z., Xueshang F., 2020, arXiv e-prints, p. arXiv:2009.06253  
 Loureiro N. F., Boldyrev S., 2016, arXiv e-prints, p. arXiv:1612.07266  
 Makwana K. D., Yan H., 2020, *Physical Review X*, **10**, 031021  
 Mallet A., Schekochihin A. A., Chandran B. D. G., 2017a, *Journal of Plasma Physics*, **83**, 905830609  
 Mallet A., Schekochihin A. A., Chandran B. D. G., 2017b, *Journal of Plasma Physics*, **83**, 905830609  
 Mallet A., Schekochihin A. A., Chandran B. D. G., 2017c, *MNRAS*, **468**, 4862  
 McKee C. F., Ostriker J. P., 1977, *ApJ*, **218**, 148  
 Meyrand R., Kanekar A., Dorland W., Schekochihin A. A., 2019, *Proceedings of the National Academy of Science*, **116**, 1185  
 Quataert E., Thompson T. A., Jiang Y.-F., 2021a, arXiv e-prints, p. arXiv:2102.05696  
 Quataert E., Jiang Y.-F., Thompson T. A., 2021b, arXiv e-prints, p. arXiv:2106.08404  
 Ruszkowski M., Yang H. Y. K., Zweibel E., 2017, *ApJ*, **834**, 208  
 Schekochihin A. A., 2020, arXiv e-prints, p. arXiv:2010.00699  
 Schekochihin A. A., Parker J. T., Highcock E. G., Dellar P. J., Dorland W., Hammett G. W., 2016, *Journal of Plasma Physics*, **82**, 905820212  
 Skilling J., 1971, *ApJ*, **170**, 265  
 Skilling J., 1975, *MNRAS*, **172**, 557  
 Squire J., Hopkins P. F., 2018, *ApJL*, **856**, L15  
 Squire J., Schekochihin A. A., Quataert E., 2017, *New Journal of Physics*, **19**, 055005  
 Squire J., Hopkins P. F., Quataert E., Kempster P., 2021, *MNRAS*, **502**, 2630  
 Stone E. C., Cummings A. C., McDonald F. B., Heikkilä B. C., Lal N., Webber W. R., 2013, *Science*, **341**, 150  
 Strong A. W., Porter T. A., Digel S. W., Jóhannesson G., Martin P., Moskalenko I. V., Murphy E. J., Orlando E., 2010, *ApJL*, **722**, L58  
 Verscharen D., Chen C. H. K., Wicks R. T., 2017, *ApJ*, **840**, 106  
 Voelk H. J., 1975, *Reviews of Geophysics and Space Physics*, **13**, 547  
 Völk H. J., 1973, *Ap&SS*, **25**, 471  
 Wiener J., Oh S. P., Guo F., 2013, *MNRAS*, **434**, 2209  
 Yan H., Lazarian A., 2004, *ApJ*, **614**, 757  
 Yan H., Lazarian A., 2008, *ApJ*, **673**, 942  
 Zakharov V. E., Sagdeev R. Z., 1970, *Soviet Physics Doklady*, **15**, 439  
 Zweibel E. G., 2017, *Physics of Plasmas*, **24**, 055402

## APPENDIX A: CR DIFFUSION COEFFICIENT IN WEAK FAST-MODE TURBULENCE

To calculate the CR diffusion coefficient in fast-mode turbulence, we use the results of Yan & Lazarian (2008). We use the same notation as Yan & Lazarian (2008) and define the cosine of the wave pitch angle  $\xi = \cos \theta$ , the dimensionless wavenumber  $x = kL$ , the dimensionless rigidity  $R = v/(L\Omega)$  and the perpendicular wavenumber normalised by the CR gyroradius,  $w = k_{\perp}r_L = x_{\perp}R(1 - \mu^2)^{1/2}$ , where  $v \approx c$  is the speed of the CR particle,  $L$  is the outer scale of the turbulence and  $\Omega$  is the relativistic gyrofrequency. The CR pitch-angle diffusion coefficient due to gyroresonant scattering is then (Yan & Lazarian 2008),

$$D_{\mu\mu}^G = \text{Ma}^2 \frac{v\pi^{1/2}(1 - \mu^2)}{2LR^2} \int_0^1 d\xi \int_1^{k_{\max}(\xi)L} dx \frac{x^{-5/2}\xi}{\Delta\mu} [J_1'(w)]^2 \exp\left(-\frac{(\mu - (x\xi R)^{-1})^2}{\Delta\mu^2}\right) \quad (\text{A1})$$

where  $J_1$  is the Bessel function of the first kind and the prime indicates a derivative,  $\Delta\mu^2 = \text{Ma}(1 - \mu^2)$  and the exponential reflects the broadening of the gyro-resonance condition  $k_{\parallel}v_{\parallel} \approx \Omega$  due to large-scale magnetosonic fluctuations (Völk 1973, Voelk 1975, Yan & Lazarian 2008). The CR pitch angle diffusion coefficient due to nonresonant scattering by transit-time damping (TTD) is,

$$D_{\mu\mu}^T = \text{Ma}^2 \frac{v\pi^{1/2}(1 - \mu^2)}{2LR^2} \int_0^1 d\xi \int_1^{k_{\max}(\xi)L} dx \frac{x^{-5/2}\xi}{\Delta\mu} [J_1(w)]^2 \exp\left(-\frac{(\mu - v_A/(v\xi))^2}{\Delta\mu^2}\right). \quad (\text{A2})$$

The spatial diffusion coefficient due to gyroresonant and TTD scattering is (see, e.g., Zweibel 2017),

$$\kappa = \frac{v^2}{4} \int_0^1 d\mu \frac{(1 - \mu^2)^2}{D_{\mu\mu}^G + D_{\mu\mu}^T}. \quad (\text{A3})$$

Because nonresonant scattering by TTD is dominated by large-scale modes,  $D_{\mu\mu}^T$  is essentially energy independent. Thus, energy-dependence in the CR diffusion coefficient comes from gyroresonant scattering, i.e.  $D_{\mu\mu}^G$ . The impact of wave damping on the cascade is reflected by the upper bound  $= k_{\max}(\xi)L$  in the  $x$  integral in equations A1 and A2. In particular, the angle-dependent cutoff  $k_{\max}(\xi)L$  corresponds to the scale  $k(\xi = \cos \theta_c)$  where the cascade timescale is equal to the wave damping timescale. As in Yan & Lazarian 2004 and Yan & Lazarian 2008, we here assume that fast modes with  $\theta < \theta_c$  continue cascading to smaller scales unaffected by the damping, while the remaining modes are fully damped. However, we stress again that this assumption is quite uncertain. For example, non-linearities might transfer energy from small  $\theta$  to larger  $\theta$  where energy is dissipated, thus removing energy from the otherwise weakly damped parallel propagating modes.

For a fully ionized plasma, the main damping mechanisms are viscous damping on scales larger than the thermal ion mean free path and collisionless damping on scales smaller than the mean free path.  $k_{\max}(\xi)L$  is then found by equating the cascade rate,

$$\tau_c^{-1} \sim \left(\frac{k}{L}\right)^{1/2} \frac{\delta V^2}{V_{\text{ph}}} \quad (\text{A4})$$

( $\delta V$  is the amplitude at the injection scale) and the relevant damping

rate. For  $\beta \ll 1$  in the collisional limit, i.e.  $k_{\parallel} l_{\text{mfp}} \ll 1$ , the damping rate is (Braginskii 1965)

$$\begin{aligned} \Gamma(k_{\parallel} l_{\text{mfp}} \ll 1) &= \frac{\nu_{\text{B}} k^2}{6} (1 - \xi^2) \\ &\sim \frac{\nu_{\text{B}} k^2}{6} \theta^2 \quad \theta \ll 1, \end{aligned} \quad (\text{A5})$$

where  $\nu_{\text{B}} \approx l_{\text{mfp}} v_{\text{th}}/3$  is the anisotropic Braginskii viscosity and in the second line we took the small-angle limit. For  $\beta \ll 1$  and  $k_{\parallel} l_{\text{mfp}} \gg 1$ , the collisionless damping rate is (Ginzburg 1961)

$$\begin{aligned} \Gamma(k_{\parallel} l_{\text{mfp}} \gg 1) &= \frac{(\pi\beta)^{1/2} \sin^2 \theta}{4 \cos \theta} k v_{\text{A}} \left[ \left( \frac{m_e}{m_i} \right)^{1/2} \exp\left(-\frac{m_e}{\beta m_i \cos^2 \theta}\right) \right. \\ &\quad \left. + 5 \exp\left(-\frac{1}{\beta \cos^2 \theta}\right) \right] \\ &\sim \frac{\sqrt{\pi} \beta \theta^2}{4} \left( \frac{m_e}{m_i} \right)^{1/2} k v_{\text{A}} \quad \theta \ll 1, \end{aligned} \quad (\text{A6})$$

where in the last step we again took the small-angle limit. We note that both damping mechanisms  $\rightarrow 0$  for modes propagating parallel to the local magnetic field ( $\theta \approx 0$ ). We calculate  $k_{\text{max}}(\xi)L$  by equating the cascade rate in (A4) with the damping rates in (A5) and (A6), and then evaluate the integrals in (A1) and (A2) numerically. We stress that we include collisionless damping only on scales  $< l_{\text{mfp}}$  and collisional damping only on scales  $> l_{\text{mfp}}$ . For example, if equating (A4) and (A6) yields  $k_{\text{max},\parallel}(\xi) < l_{\text{mfp}}^{-1}$  for a  $\xi$  that was not damped in the viscous regime, we correct it by setting  $k_{\text{max},\parallel} = l_{\text{mfp}}^{-1}$ , as collisionless damping is not the appropriate damping on scales  $k_{\parallel} l_{\text{mfp}} < 1$ .

Figure 2 shows the results of this calculation. We can explain the main trends heuristically. On large scales the cascade is isotropic and unaffected by the damping, with  $(\delta B/B)^2 \sim k^{-1/2}$  and  $\kappa \sim v^2/\nu_{\Gamma=0}^G \sim v^2/(\Omega(\delta B/B)^2) \sim R^{0.5}$ , where  $\nu_{\Gamma=0}^G$  is the gyroresonant scattering rate absent any damping. Recall that  $R \sim k^{-1}$  for gyro-resonance. For collisionless damping, equating (A4) and (A6) gives  $\theta_c^2 \sim k^{-1/2}$ , i.e. surviving fast modes cover a solid angle  $\sim \theta_c^2$  that shrinks  $\propto k^{-1/2}$ . Thus, the wave power available to scatter CRs decreases with decreasing spatial scale. Gyroresonant scattering then scales as  $\nu^G \sim \nu_{\Gamma=0}^G \theta_c^2 \sim R^{1/2-1/2} \sim R^0$ . Gyroresonant scattering is therefore rigidity independent in the collisionlessly damped regime. Since scattering by transit time damping is also energy independent, this results in a roughly energy independent CR diffusion coefficient, as shown by the black dashed line at small rigidities in Figure 2. The analogous calculation for viscous damping gives  $\theta_c^2 \sim k^{-3/2}$  and  $\nu^G \sim \nu_{\Gamma=0}^G \theta_c^2 \sim R^1$ . Thus, gyroresonant scattering decreases with decreasing rigidity, while the TTD scattering is energy-independent. As a result, the total  $\kappa_{\text{turb}}$  in the warm ISM, shown as the solid line in Figure 2, increases slowly with decreasing rigidity in the viscous regime (roughly  $10^1 - 10^3$  GV).

This paper has been typeset from a  $\text{\TeX}/\text{\LaTeX}$  file prepared by the author.