





Effects of CPT -odd terms of dimensions three and five on electromagnetic propagation in continuous matter

Pedro D. S. Silva^{^{a,*}}

Letícia Lisboa-Santos^{^{a,†}}

Manoel M. Ferreira Jr.^{^{a,‡}}

and Marco Schreck^{^{a,§}}

^a*Departamento de Física, Universidade Federal do Maranhão,*
Campus Universitário do Bacanga, São Luís (MA), 65080-805, Brazil

In this work we study how CPT -odd Maxwell-Carroll-Field-Jackiw (MCFJ) electrodynamics as well as a dimension-5 extension of it affect the optical activity of continuous media. The starting point is dimension-3 MCFJ electrodynamics in matter whose modified Maxwell equations, permittivity tensor, and dispersion relations are recapitulated. Corresponding refractive indices are achieved in terms of the frequency and the vector-valued background field. For a purely timelike background, the refractive indices are real. Their associated propagation modes are circularly polarized and exhibit birefringence. For a purely spacelike background, one refractive index is always real and the other can be complex. The circularly polarized propagating modes may exhibit birefringence and dichroism (associated with absorption). Subsequently, we examine a dimension-five MCFJ-type electrodynamics, previously scrutinized in the literature, in a continuous medium. Following the same procedure, we find the refractive indices from a sixth-order dispersion equation. For a purely timelike background, three distinct refractive indices are obtained, one of them being real and two being complex. They are associated with two circularly polarized propagating modes that exhibit birefringence or dichroism, depending on the frequency range. Scenarios of propagation and absorption analogous to those found in dispersive dielectrics are also observed for spacelike background configurations. We conclude by comparing the dimension-three and five results and by emphasizing the richer phenomenology of the propagating modes in the higher-derivative model. Our results are applicable in the realm of Weyl semimetals.

PACS numbers: 41.20.Jb, 03.50.De, 03.50.-z, 11.30.Cp

I. INTRODUCTION

The dynamics of electromagnetic fields in continuous media is governed by the Maxwell equations, supplemented by constitutive relations [1, 2] that describe the response of the medium to external, applied electromagnetic fields. *In vacuo* these relations simply read $\mathbf{D} = \epsilon_0 \mathbf{E}$ and $\mathbf{H} = \mu_0^{-1} \mathbf{B}$, where ϵ_0 and μ_0 are the electric vacuum permittivity and magnetic permeability constant, respectively. The first constitutive relation takes into account the electric polarization in a dielectric medium, while the latter includes magnetization effects. For an isotropic medium, the constitutive relations are $\mathbf{D} = \epsilon \mathbf{E}$ and $\mathbf{H} = \mu^{-1} \mathbf{B}$ with scalar material constants ϵ, μ replacing ϵ_0, μ_0 governing the vacuum properties. More involved constitutive relations appear in two main scenarios: (i) anisotropic media, where electric permittivity and magnetic permeability become tensors (cf. uniaxial and biaxial crystals [3–7], Weyl semimetals [8, 9], and magnetized materials [10, 11]); (ii) novel effects in matter described by extended constitutive relations that introduce additional electric and magnetic responses, encoded as linear functions of the type $\mathbf{D} = \mathbf{D}(\mathbf{E}, \mathbf{B})$ and $\mathbf{H} = \mathbf{H}(\mathbf{E}, \mathbf{B})$, in general. This happens, for instance, in bi-isotropic media [12–15], chiral materials [16], topolog-

ical insulators [17–22], relativistic electron gases [23], axion electrodynamics [24–26], and Lorentz-violating electrodynamics [27, 28], as well.

Generalizations of electrodynamics including higher-derivative terms have also been conceived in the literature. First studies of electrodynamics in the presence of higher derivatives are ascribed to Bopp [29, 30] in 1940, and to Podolsky [31, 32] in 1942. This model implements a second-order derivative term $\theta^2 \partial_\alpha F^{\alpha\beta} \partial_\sigma F^{\sigma\beta}$ into the Maxwell Lagrangian *in vacuo*. The modified Maxwell-Podolsky equations, sometimes called Bopp-Podolsky equations, yield a photon mass term, proportional to the inverse of the Podolsky parameter θ . Furthermore, this extension exhibits two dispersion relations, the usual one from Maxwell theory and a second one ascribed to a massive mode that provides a finite self-energy for pointlike charges. Other aspects of the Maxwell-Podolsky model [33, 34], including a multipole expansion for fields in the static regime [35], have been examined. A further example for a generalization of Maxwell electrodynamics is provided by Lee-Wick electrodynamics [36, 37], which introduces the modification $F^{\mu\nu} \square F_{\mu\nu}$ [38–40]. The higher-derivative Lee-Wick term can arise as a quantum correction in models with a nonminimal coupling between the gauge and fermionic fields [41].

In the past years, higher-derivative contributions have also been examined in the context of Lorentz-violating theories. The possibility of Lorentz invariance violation (LV) was proposed in the context of physics at the Planck scale such as strings [42]. Presently, the Standard-Model Extension (SME) [43], where fixed back-

* pedro.dss@discente.ufma.br

† leticia.lisboa@discente.ufma.br

‡ manojr.messias@ufma.br, manojr.ufma@gmail.com

§ marco.schreck@ufma.br

ground tensor fields are coupled to the dynamical Standard Model fields, is usually employed as the main framework to parameterize it. Lorentz violation in the electromagnetic sector of the SME occurs by means of a *CPT*-odd or a *CPT*-even term [44–47]. The *CPT*-odd part is represented by the Carroll-Field-Jackiw (CFJ) contribution [48, 49], which has found applications in condensed-matter systems that violate parity (*P*) and time reversal (*T*) symmetry [50] as well as those endowed with the chiral magnetic effect [51–54] and the anomalous Hall effect [55].

Nonminimal extensions of the SME were proposed including higher-derivative terms with mass dimensions greater than four (in natural units) [56–58]. In this context, the Myers-Pospelov model [59, 60] was a pioneering proposal focusing on a dimension-five contribution. Recently, classical aspects of a modified, higher-derivative electrodynamics *in vacuo* were discussed in [61, 62], including the derivation of the gauge propagator, the dispersion relations as well as an analysis of causality, unitarity, and stability of the modes. Profound analyses were accomplished for the Maxwell-Podolsky electrodynamics modified by *CPT*-even, dimension-six terms [61] and for a *CPT*-odd, dimension-five electrodynamics [62], too. Some nonminimal higher-derivative models have also been used to study the interaction energy between electromagnetic sources [63], the thermodynamic properties of electrodynamic systems [64], Horava-Lifshitz electrodynamics [65], and in the context of radiative corrections [66].

The plethora of nonminimal LV theories on the one hand and the optical properties of new materials [12, 67] on the other hand is a strong motivation for investigating higher-derivative effects on the propagation of electromagnetic waves in dielectric substrates, including aspects of optical activity and dichroism. In this sense, the present work is devoted to analyzing the behavior of a continuous medium governed by a MCFJ-type electrodynamics in the absence and presence of higher-derivative terms.

This paper is outlined as follows. In Sec. II, we briefly review the covariant description of electrodynamics in simple materials,¹ recapitulating the definition of birefringence (double refraction) and dichroism. In Sec. III, we present aspects of the MCFJ electrodynamics in a ponderable medium, showing that the timelike CFJ background yields birefringence, while the spacelike one provides birefringence and dichroism. In Sec. IV, we discuss the higher-derivative MCFJ electrodynamics in continuous matter based on more involved scenarios. Finally, we present our main findings in Sec. V. Throughout the paper, we employ natural units with $\hbar = c = 1$ unless otherwise stated. Furthermore, our signature choice for the Minkowski metric $\eta_{\mu\nu}$ is $(+, -, -, -)$.

II. ELECTRODYNAMICS IN SIMPLE MATTER

In a continuous medium, the electromagnetic properties are described by the Maxwell equations [1, 2] combined with the constitutive relations. For a general linear, homogeneous, and anisotropic medium, the constitutive relations can be written as

$$\mathbf{D} = \epsilon \cdot \mathbf{E} + \gamma \cdot \mathbf{B}, \quad (1a)$$

$$\mathbf{H} = \tilde{\gamma} \cdot \mathbf{E} + \mu^{-1} \cdot \mathbf{B}, \quad (1b)$$

where ϵ and μ represent the electric permittivity and magnetic permeability tensors [7, 12–15], respectively. The tensor γ measures the magnetic contribution to the electric displacement field \mathbf{D} , while $\tilde{\gamma}$ represents the electric contribution to the magnetic field \mathbf{H} . Regarding the structure of constitutive relations (1a) and (1b), interesting scenarios of electromagnetic behavior may occur, e.g., in anisotropic media [4–7, 12–15], Weyl semimetals [8, 9, 72], magnetized ferrites [10, 11], and in chiral media and topological insulators [18–20]. Besides Eq. (1), general constitutive relations for the current density, $\mathbf{J} = \mathbf{J}(\mathbf{E}, \mathbf{B})$, can also be considered. As an example, a dielectric system endowed with a magnetic conductivity has recently been examined at the classical level [68], reporting interesting effects such as an induced electric conductivity, isotropic birefringence, and parity violation. A physical realization of the antisymmetric magnetic current examined in [68] was addressed in Ref. [69].

The constitutive relations in Eq. (1) can be naturally encoded in the Lagrange density formalism via

$$\mathcal{L} = -\frac{1}{4}G^{\mu\nu}F_{\mu\nu} - A_\mu J^\mu, \quad (2a)$$

where the antisymmetric $G^{\mu\nu}$ tensor is defined as [7]

$$G^{\mu\nu} \equiv \frac{1}{2}\chi^{\mu\nu\alpha\beta}F_{\alpha\beta}, \quad (2b)$$

with $\chi^{\mu\nu\alpha\beta}$ being the constitutive tensor that parameterizes the medium's response to the applied electromagnetic fields [70]. The constitutive tensor satisfies the following symmetry properties:

$$\chi^{\mu\nu\alpha\beta} = -\chi^{\nu\mu\alpha\beta}, \quad (3a)$$

$$\chi^{\mu\nu\alpha\beta} = -\chi^{\mu\nu\beta\alpha}, \quad (3b)$$

$$\chi^{\mu\nu\alpha\beta} = \chi^{\alpha\beta\mu\nu}, \quad (3c)$$

compatible with the symmetries of the field strength tensor. The Euler-Lagrange equation applied to the Lagrangian of Eq. (2a) (a complete derivation is presented in Appendix A) yields

$$\partial_\mu G^{\mu\nu} = J^\nu. \quad (4)$$

The homogenous Maxwell equations are obtained from the Bianchi identity valid for the curvature $F_{\mu\nu}$ of the

¹ We refer to simple matter as opposed to designed materials with highly peculiar properties such as metamaterials [74–76].

principal $U(1)$ fiber bundle:

$$\partial_\mu \tilde{F}^{\mu\nu} = 0, \quad \tilde{F}^{\mu\nu} = \frac{1}{2} \epsilon^{\mu\nu\alpha\beta} F_{\alpha\beta}, \quad (5)$$

which is why the latter are not affected by the presence of the medium. A straightforward calculation from Eqs. (4), (5) leads to the well-known Maxwell equations in simple matter, namely:

$$\nabla \cdot \mathbf{D} = \rho, \quad (6a)$$

$$\nabla \times \mathbf{H} - \partial_t \mathbf{D} = \mathbf{J}, \quad (6b)$$

$$\nabla \cdot \mathbf{B} = 0, \quad (6c)$$

$$\nabla \times \mathbf{E} + \partial_t \mathbf{B} = 0, \quad (6d)$$

where the constitutive relations for the electric displacement field \mathbf{D} and magnetic field \mathbf{H} are given in Eq. (1). The Maxwell equations of Eq. (6) and the constitutive relations given by Eq. (1) allow us to describe the dynamics of electromagnetic fields in simple matter.

In crystals and generic anisotropic media, the dispersion relations are given by the Fresnel equation [2]. The latter is obtained from algebraic manipulations of the Maxwell equations for continuous media whose properties are encoded in the permittivity tensor. In such a medium, the dielectric permittivity tensor is a function of the frequency ω , the wave vector \mathbf{k} , and the (external) magnetic field \mathbf{B} (or the magnetization, alternatively), $\epsilon_{ij} = \epsilon_{ij}(\omega, \mathbf{k}, \mathbf{B})$, and can be expanded as [67]

$$\epsilon_{ij}(\omega, \mathbf{k}, \mathbf{B}) = \epsilon_{ij}^0 + \alpha_{ijl} k_l + \beta_{ijl} B_l + \gamma_{ijab} k_a B_b + \dots \quad (7)$$

The first term, ϵ_{ij}^0 , is the usual permittivity tensor of a dielectric. The second term, $\alpha_{ijl} k_l$, is a signature of spatial inversion symmetry breaking. It implies an optical activity that becomes manifest via linear birefringence or a rotation of the oscillation plane of linearly polarized light [4, 5]. The third term, $\beta_{ijl} B_l$, is associated with a fixed external magnetic field or magnetization and leads to a violation of time reversal symmetry. It gives rise to a magneto-optical activity via the Faraday or the Cotton-Mouton effect [67].

As already mentioned, a known consequence of the optical activity of a medium is linear birefringence, occurring when two circularly polarized modes of opposite chiralities, with refractive indices n_+ and n_- , respectively, have different phase velocities, c/n_+ and c/n_- . This property implies a rotation of the polarization plane of a linearly polarized wave. The latter phenomenon is quantified by the specific rotatory power δ , which measures the rotation of the oscillation plane of linearly polarized light per unit traversed length in the medium. It is defined as

$$\delta = -\frac{\omega}{2} [\text{Re}(n_+) - \text{Re}(n_-)], \quad (8)$$

where n_+ and n_- are associated with left- and right-handed circularly polarized waves, respectively.

Another interesting effect occurring in anisotropic crystals, dichroism, takes place when one polarization component is more strongly absorbed than the other. Obviously, this property is linked to the imaginary part of the refractive index. The difference of absorption of left- and right-handed circularly polarized modes [67] is given by [see Appendix B for the derivation of Eqs. (8), (9)]:

$$\delta_d = -\frac{\omega}{2} [\text{Im}(n_+) - \text{Im}(n_-)]. \quad (9)$$

In the following, we examine two models of modified electrodynamics in continuous matter: the first one governed by the MCFJ Lagrangian and the second one by a higher-derivative MCFJ-type Lagrangian.

III. MCFJ MODEL IN A CONTINUOUS MEDIUM

In principle, MCFJ electrodynamics has connections with systems of chiral fermions, in particular, the chiral magnetic effect (CME), the anomalous Hall effect (AHE), and the anomalous generation of charge, besides birefringence effects. In Ref. [50], the Maxwell equations *in vacuo* modified by the CFJ background were obtained, which yields the terms ascribed to the CME and AHE. In this section, we examine aspects of the MCFJ electrodynamics embedded in a continuous medium. The latter plays a role for condensed-matter systems such as Weyl semimetals [71]. These novel materials are characterized by an even number of Weyl cones separated from each other in momentum space. In the vicinity of these cones, electrons behave as massless particles and have a certain Fermi velocity associated with them, whereupon their description via the Weyl equation is admissible. Having a microscopic realization of such a material at hand, it can be consistently described in the context of effective field theory via a b term of the minimal SME fermion sector [43]. The modified Dirac theory is frequently recast into the form [72, 73]

$$\mathcal{L} = \bar{\psi} [\gamma^\mu (i\partial_\mu - b_\mu \gamma^5) - m] \psi, \quad (10)$$

where ψ is a Dirac spinor field, $\bar{\psi}$ its Dirac conjugate, m the electron mass, γ^μ the standard Dirac matrices, and γ^5 is the chiral Dirac matrix. The vector-valued background field b_μ is known to catch the essential properties of a certain class of these materials. Integrating out the fermion fields implies an action for the electromagnetic fields. The latter decomposes into a CPT -even part, which gives rise to a nontrivial permittivity and permeability of the system, as well as a CPT -odd part corresponding to a CFJ term. We will come back to this point below.

The MCFJ Lagrange density in matter has the form

$$\mathcal{L} = -\frac{1}{4} G^{\mu\nu} F_{\mu\nu} - \frac{1}{4} \epsilon^{\beta\lambda\mu\nu} V_\beta A_\lambda F_{\mu\nu} - A_\mu J^\mu, \quad (11)$$

TABLE I. Behavior of the LV terms of Lagrangian (13) under C (charge conjugation), P (parity), and T (time reversal).

	\mathbf{E}	\mathbf{B}	A_0	\mathbf{A}	$V_0(\mathbf{A} \cdot \mathbf{B})$	$A_0(\mathbf{V} \cdot \mathbf{B})$	$\mathbf{V} \cdot (\mathbf{A} \times \mathbf{E})$
C	-	-	-	-	+	+	+
P	-	+	+	-	-	+	+
T	+	-	+	-	+	-	-

with the intrinsic vector-valued field V^μ . The latter Lagrange density yields the following modified inhomogeneous Maxwell equations:

$$\nabla \cdot \mathbf{D} - \mathbf{V} \cdot \mathbf{B} = \rho, \quad (12a)$$

$$\nabla \times \mathbf{H} - \partial_t \mathbf{D} - V_0 \mathbf{B} + \mathbf{V} \times \mathbf{E} = \mathbf{J}, \quad (12b)$$

where \mathbf{V} is the spatial part of V^μ and the fields \mathbf{D}, \mathbf{H} fulfill the linear constitutive relations of Eq. (1). Notice that the presence of the tensor $G^{\mu\nu}$ renders the Lagrangian (11) different from the one of Ref. [50], meaning that the modified Maxwell equations of Eq. (12) apply to a ponderable medium. Concerning the discrete symmetries, C (charge conjugation), P , and T , it is worthwhile to recall that the CFJ term is CPT -odd and the free part of the Lagrangian in Eq. (11) can be written as:

$$\begin{aligned} \mathcal{L} \supset & \frac{1}{2}(\mathbf{E} \cdot \mathbf{D} - \mathbf{B} \cdot \mathbf{H}) \\ & + \frac{1}{2} [V^0 (\mathbf{A} \cdot \mathbf{B}) - A^0 (\mathbf{V} \cdot \mathbf{B}) + \mathbf{V} \cdot (\mathbf{A} \times \mathbf{E})]. \end{aligned} \quad (13)$$

In this sense, the pieces involving V_0 are P -odd and T -even, while the terms composed of \mathbf{V} are P -even and T -odd, as properly shown in Tab. I. Thus, these terms can induce an optical activity of the medium (in the form of birefringence or dichroism).

Another interesting aspect of MCFJ electrodynamics is that the term $V_0 \mathbf{B}$ plays a significant role in a chiral magnetic current,

$$\mathbf{J}_{\text{CME}} = \frac{e^2}{4\pi^2} (\Delta\mu) \mathbf{B} \equiv \Sigma \mathbf{B}, \quad (14)$$

usually generated in chiral fermion systems [51–54, 68]. Here, $\Delta\mu \equiv \mu_R - \mu_L$ is also known as the chiral chemical potential and fermions of electric charge $\pm e$ are considered. In Eq. (14), Σ represents a chiral magnetic isotropic conductivity and plays a role equivalent to that of the timelike component V_0 in Eq. (12b), as pointed out in Ref. [50]. For the present analysis, we consider the usual constitutive relations. We set $\gamma_{ij} = \tilde{\gamma}_{ij} = 0$ in Eq. (1), implying

$$D^i = \epsilon_{ij} E^j, \quad H^i = (\mu^{-1})_{ij} B^j, \quad (15)$$

which can be restricted to the special scenario of an isotropic medium by choosing configurations proportional to the identity,

$$\epsilon_{ij} = \epsilon \delta_{ij}, \quad (\mu^{-1})_{ij} = \mu^{-1} \delta_{ij}, \quad (16)$$

where ϵ and μ are the electric permittivity and magnetic permeability constants, respectively. This approach is equivalent to taking the constitutive relations $\mathbf{D} = \epsilon \mathbf{E}$, and $\mathbf{H} = \mu^{-1} \mathbf{B}$.

In what follows, we implement the latter relations as well as $\mathbf{J} = \sigma \mathbf{E}$, where σ is the Ohmic conductivity. Furthermore, we employ a plane-wave *ansatz* for the fields, $\mathbf{E} = \mathbf{E}_0 e^{i(\mathbf{k} \cdot \mathbf{r} - \omega t)}$, $\mathbf{B} = \mathbf{B}_0 e^{i(\mathbf{k} \cdot \mathbf{r} - \omega t)}$, and similarly for \mathbf{D} and \mathbf{H} in Eq. (12b). One then gets

$$\mathbf{k} \times \mathbf{B} + i\mu\epsilon\omega \mathbf{E} - \mu V_0 \mathbf{B} + \mu \mathbf{V} \times \mathbf{E} - \mu\sigma \mathbf{E} = 0, \quad (17)$$

which can be simplified by using Faraday's law, yielding

$$[\mathbf{k}^2 \delta_{ij} - k_i k_j - \omega^2 \mu \bar{\epsilon}_{ij}] E^j = 0, \quad (18a)$$

where we have defined

$$\bar{\epsilon}_{ij} \equiv \left(\epsilon + i \frac{\sigma}{\omega} \right) \delta_{ij} - \frac{i}{\omega^2} \epsilon_{iaj} (k_a V_0 - \omega V_a), \quad (18b)$$

as an effective electric permittivity tensor. Here, ϵ_{ijk} is the Levi-Civita symbol in three dimensions. The second term on the right-hand side of Eq. (18b), $\epsilon_{iaj} k_a V_0$, is analogous to the tensor $\alpha_{ijl} k_l$ of Eq. (7), which breaks parity invariance. The third term, $\epsilon_{iaj} \omega V_a$, breaks time reversal invariance. Both are responsible for the optical activity of the medium, becoming manifest in birefringence, as we shall see.

For a continuous medium, we write $\mathbf{k} = \omega \mathbf{n}$, where \mathbf{n} is a vector pointing along the direction of the wave vector and yielding the refractive index² $n = +\sqrt{\mathbf{n}^2}$. Thus, Eq. (18a) becomes

$$M_{ij} E^j = 0, \quad (19)$$

with the tensor

$$M_{ij} = n^2 \delta_{ij} - n_i n_j - \mu \bar{\epsilon}_{ij}. \quad (20)$$

The nontrivial solutions for the electric field are obtained by requiring that the determinant of the matrix M_{ij} vanish, $\det[M_{ij}] = 0$, which yields the dispersion relations that describe wave propagation in the medium. The matrix M_{ij} is explicitly given by

$$[M_{ij}] = \mathcal{M} + i \frac{\mu}{\omega} \mathcal{V}, \quad (21a)$$

$$\mathcal{M} = \left[n^2 - \mu \left(\epsilon + i \frac{\sigma}{\omega} \right) \right] \mathbb{1}_3 - \begin{pmatrix} n_1^2 & n_1 n_2 & n_1 n_3 \\ n_1 n_2 & n_2^2 & n_2 n_3 \\ n_1 n_3 & n_2 n_3 & n_3^2 \end{pmatrix}, \quad (21b)$$

² To permit complex refractive indices, we take $+\sqrt{\mathbf{n}^2}$ instead of $|\mathbf{n}|$. The plus sign indicates, in principle, that we discard refractive indices with negative real parts, whenever such could occur. Composites with negative real parts of their refractive indices are called metamaterials [74–76].

$$\mathcal{V} = \begin{pmatrix} 0 & V_3 - V_0 n_3 & V_0 n_2 - V_2 \\ V_0 n_3 - V_3 & 0 & V_1 - V_0 n_1 \\ V_2 - V_0 n_2 & V_0 n_1 - V_1 & 0 \end{pmatrix}, \quad (21c)$$

with the (3×3) identity matrix $\mathbb{1}_3$. The dispersion equation follows from $\det[M_{ij}] = 0$:

$$0 = \tilde{\epsilon} (n^2 - \mu\tilde{\epsilon})^2 - \frac{\mu}{\omega^2} \left\{ \mu\tilde{\epsilon} [V_0^2 n^2 + \mathbf{V}^2 - 2V_0(\mathbf{n} \cdot \mathbf{V})] - \mathbf{V}^2 n^2 + (\mathbf{n} \cdot \mathbf{V})^2 \right\}, \quad (22a)$$

where

$$\tilde{\epsilon} = \epsilon + i\frac{\sigma}{\omega}. \quad (22b)$$

We note that via the choices

$$\bar{p}^\mu \equiv \left(\sqrt{\tilde{\epsilon}}\omega, \frac{\mathbf{k}}{\sqrt{\mu}} \right), \quad \bar{V}^\mu \equiv \left(\sqrt{\mu}V^0, \frac{\mathbf{V}}{\sqrt{\tilde{\epsilon}}} \right), \quad (23)$$

our Eq. (22) is equivalent to

$$\bar{p}^4 + \bar{p}^2 \bar{V}^2 - (\bar{p} \cdot \bar{V})^2 = 0. \quad (24)$$

Alternatively, we can introduce an effective metric of the form

$$\tilde{\eta}_{\mu\nu} \equiv \text{diag} \left(\tilde{\epsilon}, -\frac{1}{\mu}, -\frac{1}{\mu}, -\frac{1}{\mu} \right), \quad (25)$$

and write the dispersion equation as

$$0 = (p \cdot \tilde{\eta} \cdot p)^2 + \frac{\mu}{\tilde{\epsilon}} [(p \cdot \tilde{\eta} \cdot p)(V \cdot \tilde{\eta} \cdot V) - (p \cdot \tilde{\eta} \cdot V)^2]. \quad (26)$$

In vacuo, where $\epsilon = \mu = 1$ and $\sigma = 0$, the conventional four-momentum $p^\mu = (\omega, \mathbf{k})$ and the preferred spacetime direction $V^\mu = (V^0, \mathbf{V})$ satisfy

$$p^4 + p^2 V^2 - (p \cdot V)^2 = 0, \quad (27)$$

as expected. Equation (27) is the well-known dispersion equation of the MCFJ model *in vacuo* [48, 49]. Therefore, we interpret Eq. (24) as the dispersion equation for a generalized MCFJ theory in media. The four-vector \bar{p}^μ of Eq. (23) plays the role of an effective four-momentum that formally satisfies an analogous dispersion equation as *in vacuo* when the preferred direction is replaced by \bar{V}^μ . The possibility of expressing the dispersion equation in terms of the effective metric in Eq. (25) and the conventional four-momentum p^μ is a different way of understanding this result. The presence of a medium described by the material parameters ϵ, μ , and σ leads to electromagnetic waves obeying an analogous dispersion equation as in vacuum, but with the Minkowski metric replaced by an effective metric.

Now, let us have another look at MCFJ theory in the context of Weyl semimetals. As described in [72], integrating out the fermion fields of the effective field theory

stated in Eq. (10) implies a modified electrodynamics described by the first two terms in Eq. (11). Considering the realization of a Weyl semimetal studied in the latter reference leads to a particular choice of V^μ with $V^0 = 0$ and \mathbf{V} pointing along the third spatial axis (compare the modified inhomogeneous Maxwell equations of their Eqs. (31), (34) to our Eqs. (12a), (12b)). Although the CFJ term incorporates the most intriguing properties of such materials, we must also take into account that a Weyl semimetal (like any material) is characterized by a nontrivial permittivity (whereas the permeability is often simply to set 1). Thus, the optical response of such a material is very well described by a dispersion equation of the form of Eq. (26) (cf. Eq. (36) in [72]) being a formidable motivation for considering theories such as Eq. (11). The author of the latter paper emphasizes that the presence of the CFJ term implies birefringence in Weyl semimetals.

In order to further understand some properties of MCFJ electrodynamics in a continuous dielectric medium, we address two main scenarios: (i) a timelike and (ii) a spacelike background field V^μ . We choose a non-Ohmic dielectric as a substrate, which implies $\sigma \mapsto 0$ in relation (22).

A. Purely timelike case

For the purely timelike scenario, $V^\mu = (V^0, \mathbf{0})$, Eq. (22) reduces to

$$(n^2 - \mu\epsilon)^2 - \frac{\mu^2 V_0^2}{\omega^2} n^2 = 0, \quad (28)$$

which yields two distinct refractive indices

$$n_\pm^2 = \mu\epsilon + \frac{\mu^2 V_0^2}{2\omega^2} \pm \frac{\mu V_0}{\omega} \sqrt{\mu\epsilon + \frac{\mu^2 V_0^2}{4\omega^2}}, \quad (29a)$$

or equivalently

$$n_\pm = \sqrt{\mu\epsilon + \frac{\mu^2 V_0^2}{4\omega^2}} \pm \frac{\mu V_0}{2\omega}. \quad (29b)$$

This result is in accordance with the refractive index given in Eq. (25) of Ref. [68] for the diagonal isotropic magnetic conductivity tensor. This is an expected correspondence, since one knows that V_0 plays the role of a ‘‘magnetic conductivity,’’ as remarked below Eq. (14). Note that n_\pm are real and positive, allowing both modes to propagate for any frequency, so that an absorbing behavior is not observed here. Furthermore, in the limit of high frequencies, Eq. (29b) provides $n_\pm \mapsto \sqrt{\mu\epsilon}$, recovering the refractive index of a medium with electric permittivity ϵ and magnetic permeability μ , as described in the context of Maxwell electrodynamics. This behavior is illustrated in Fig. 1, which depicts the refractive indices (29b) in terms of the dimensionless parameter ω/V_0 for

some values of μ and ϵ . The mode associated with n_+ exhibits anomalous dispersion,³ while n_- is characterized by normal dispersion. In order to examine the polarization state of the propagation modes, we first rewrite Eq. (28),

$$n^2 - \mu\tilde{\epsilon} = \pm \frac{\mu V_0}{\omega} n, \quad (30)$$

with $\tilde{\epsilon}$ given by Eq. (22b). We employ the latter in Eq. (21), whereupon the condition $M_{ia}E^a = 0$ yields

$$\mathbf{E}_\pm = \frac{1}{\sqrt{2}n\sqrt{n^2 - n_1^2}} \begin{pmatrix} n^2 - n_1^2 \\ \mp i n_3 n - n_1 n_2 \\ \pm i n_2 n - n_1 n_3 \end{pmatrix}. \quad (31)$$

Considering the special choice

$$\mathbf{n} = \begin{pmatrix} 0 \\ 0 \\ 1 \end{pmatrix}, \quad (32)$$

the normalized electric fields obtained from Eq. (31) are

$$\hat{\mathbf{E}}_\pm = \frac{1}{\sqrt{2}} \begin{pmatrix} 1 \\ \mp i \\ 0 \end{pmatrix}, \quad (33)$$

where $\hat{\mathbf{E}}_-$ and $\hat{\mathbf{E}}_+$ represent a left- and right-handed circular polarization vector, respectively. The latter are associated with the distinct refractive indices n_- and n_+ of Eq. (29b) that imply different phase velocities of the

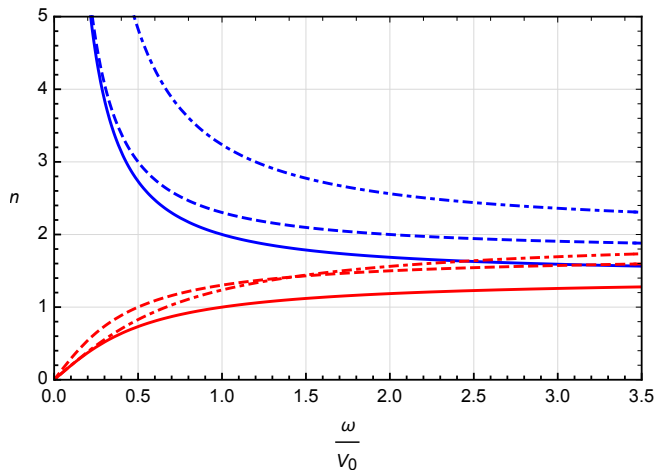


FIG. 1. Refractive indices $n_\pm(\omega)$ of Eq. (29b) in terms of ω/V_0 . Blue (monotonically decreasing) lines represent n_+ , while red (monotonically increasing) lines depict n_- . For solid lines, $\mu = 1$ and $\epsilon = 2$; for dashed lines, $\mu = 1$ and $\epsilon = 3$; for dashed-dotted lines, $\mu = 2$ and $\epsilon = 2$.

³ meaning that $dn_+/d\omega < 0$

physical modes giving rise to a rotation of the polarization plane of a linearly polarized wave. The implied birefringence is measured by the specific rotatory power [see the definition of Eq. (8) and Appendix B], here written as

$$\delta = -\frac{\mu V_0}{2}, \quad (34)$$

which is a frequency-independent result dependent on the timelike component V_0 of the LV background. This nondispersive rotatory power differs from the rotatory power of a typical birefringent crystal, which increases with the frequency, as indicated by Eq. (8) for constant refractive indices. As the refractive indices of Eq. (29b) are real, there is no optical dichroism caused by V_0 .

B. Purely spacelike case

For the purely spacelike case, $V^\mu = (0, \mathbf{V})$, that is, $V_0 = 0$ and $\mathbf{V} \neq 0$, Eq. (22) yields

$$\epsilon(n^2 - \mu\epsilon)^2 - \frac{\mu}{\omega^2} [\mu\epsilon\mathbf{V}^2 - n^2\mathbf{V}^2 + (\mathbf{n} \cdot \mathbf{V})^2] = 0. \quad (35)$$

Implementing $\mathbf{n} \cdot \mathbf{V} = n|\mathbf{V}| \cos \theta$, one finds

$$(n^2 - \mu\epsilon)^2 - \frac{\mu^2}{\omega^2} |\mathbf{V}|^2 \alpha^2 = 0, \quad (36a)$$

where we defined

$$\alpha^2 \equiv 1 - \frac{n^2 \sin^2 \theta}{\mu\epsilon}. \quad (36b)$$

The two refractive indices (squared) read

$$n_\pm^2 = \mu\epsilon - \frac{\mu\mathbf{V}^2}{2\epsilon\omega^2} \sin^2 \theta \pm \frac{\mu|\mathbf{V}|}{2\epsilon\omega^2} \sqrt{4\epsilon^2\omega^2 \cos^2 \theta + \mathbf{V}^2 \sin^4 \theta}. \quad (37)$$

It is useful to analyze two special configurations: (i) the perpendicular case where $\mathbf{n} \cdot \mathbf{V} = 0$ and $\sin^2 \theta = 1$, (ii) the longitudinal case where $\mathbf{n} \cdot \mathbf{V} = \pm n|\mathbf{V}|$ and $\sin^2 \theta = 0$.

In order to examine the propagation modes, let us choose coordinates such that Eq. (32) holds, whereupon Eq. (21) simplifies as

$$[M_{ij}] = \begin{pmatrix} n^2 - \mu\epsilon & i\frac{\mu}{\omega}V_3 & -i\frac{\mu}{\omega}V_2 \\ -i\frac{\mu}{\omega}V_3 & n^2 - \mu\epsilon & i\frac{\mu}{\omega}V_1 \\ i\frac{\mu}{\omega}V_2 & -i\frac{\mu}{\omega}V_1 & -\mu\epsilon \end{pmatrix}. \quad (38)$$

Solving $M_{ij}E^j = 0$, one obtains

$$\mathbf{E}_\pm = E_0 \begin{pmatrix} V_1 V_3 \mp i|\mathbf{V}|V_2 \alpha \\ V_2 V_3 \pm i|\mathbf{V}|V_1 \alpha \\ \pm \frac{\alpha}{\epsilon\omega} |\mathbf{V}| (V_1^2 + V_2^2) \end{pmatrix}, \quad (39)$$

with E_0 being an appropriate amplitude.

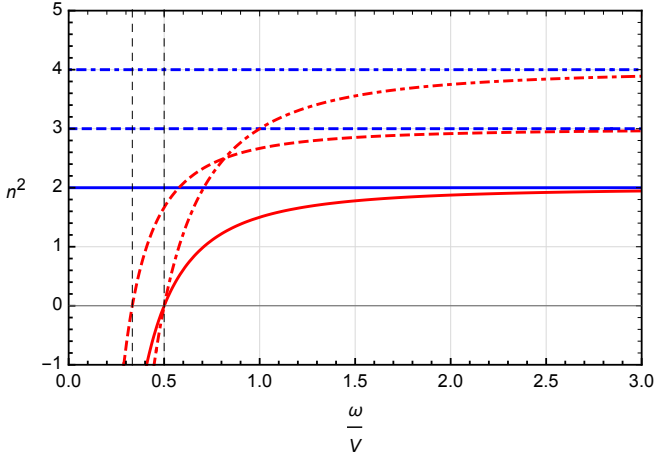


FIG. 2. Refractive indices $n_{\pm}^2(\omega)$ of Eq. (41) in terms of ω/V where $V = |\mathbf{V}|$. Blue (horizontal) lines represent n_+^2 , while red (curved) lines depict n_-^2 . For solid lines, $\mu = 1$ and $\epsilon = 2$; for dashed lines, $\mu = 1$ and $\epsilon = 3$; for dashed-dotted lines, $\mu = 2$ and $\epsilon = 2$.

1. Perpendicular configuration

Considering the perpendicular configuration with $\sin^2 \theta = 1$ and

$$\alpha^2 = 1 - \frac{n^2}{\mu\epsilon}, \quad (40)$$

the solutions of Eq. (35) for n^2 according to Eq. (37) are

$$n_{\pm}^2 = \mu\epsilon + \frac{\mu\mathbf{V}^2}{2\epsilon\omega^2}(-1 \pm 1). \quad (41)$$

We notice that $n_+^2 = \mu\epsilon$ is the standard refractive index of Maxwell electrodynamics in media. On the other hand, n_-^2 is affected by the background. For $\omega < \omega_-$, we have $n_-^2 < 0$ and n_- becomes purely imaginary, so that the corresponding mode no longer propagates. This defines the cutoff frequency,

$$\omega_- = \frac{|\mathbf{V}|}{\epsilon}. \quad (42)$$

The general behavior of the refractive indices is depicted in Fig. 2, where the squared refractive indices (41) are plotted in terms of the dimensionless parameter $\omega/|\mathbf{V}|$. The horizontal dashed lines stand for n_+^2 , which is constant for all frequencies. As for the mode associated with n_-^2 , the vertical gray dashed lines (located at different $\omega_-/|\mathbf{V}|$ for each case) separate the absorption regime, $\omega < \omega_-$, from the propagation regime, $\omega > \omega_-$. Furthermore, in the limit of high frequencies, $n_-^2 \mapsto n_+^2 = \mu\epsilon$.

For \mathbf{n} chosen according to Eq. (32), a perpendicular configuration is given by $\mathbf{V} = (V_1, V_2, 0)$, so that the

solution of Eq. (39) becomes

$$\mathbf{E}_{\pm} = \pm E' \begin{pmatrix} -V_2 \\ V_1 \\ -i(\epsilon\omega)^{-1}(V_1^2 + V_2^2) \end{pmatrix}, \quad (43)$$

with an appropriately chosen amplitude E' .

With regards to birefringence, the refractive indices in Eq. (41) are related to two distinct propagating modes with different phase velocities. Using the refractive indices (41) in Eq. (8), the implied rotatory power is

$$\delta = -\frac{\sqrt{\mu\epsilon}}{2}\omega \left(1 - \sqrt{1 - \frac{|\mathbf{V}|^2}{\omega^2\epsilon^2}} \right), \quad (44)$$

which simplifies to

$$\delta \simeq -\frac{\sqrt{\mu\epsilon}}{4\omega\epsilon^2}|\mathbf{V}|^2, \quad (45)$$

in the limit $|\mathbf{V}|/\omega \ll 1$. Notice that n_- is real for $\omega > \omega_-$ or $|\mathbf{V}|/\omega < \epsilon$, so that in the limit $|\mathbf{V}|/\omega \ll 1$, the expression (44) remains real, justifying the result (45). These findings indicate that birefringence is governed by the norm squared of the LV background \mathbf{V} and depends on the inverse of the frequency ω , as well. This dependence is neither observed in the purely timelike case, see Eq. (34) for comparison, nor in usual crystals, see Eq. (8).

For $\omega < \omega_-$, n_- becomes complex while n_+ remains real, indicating absorption (only) for the left-handed mode. In this case, dichroism occurs whose characteristic parameter of Eq. (9) is given by:

$$\delta_d = \frac{\sqrt{\mu\epsilon}}{2}\omega \sqrt{-1 + \frac{|\mathbf{V}|^2}{\omega^2\epsilon^2}}. \quad (46)$$

2. Longitudinal configurations

We now consider configurations where $\mathbf{n} \cdot \mathbf{V} = \pm n|\mathbf{V}|$ implying $\sin^2 \theta = 0$ and $\alpha^2 = 1$ in Eq. (36a). This means that \mathbf{n} and \mathbf{V} point along the same direction, i.e., for \mathbf{n} given by Eq. (32) we choose $\mathbf{V} = (0, 0, V_3)$. Hence, based on Eq. (37), the solutions of Eq. (36a) for n^2 in this case are

$$n_{\pm}^2 = \mu\epsilon \pm \frac{\mu|\mathbf{V}|}{\omega}. \quad (47)$$

Note that $n_+^2 > 0$, meaning that the mode associated with the refractive index n_+ propagates within the full frequency domain. On the other hand, the mode associated with n_- just propagates for $\omega > \omega_-$, for which $n_-^2 > 0$. Here, ω_- is the cutoff frequency of Eq. (42). This description is verified in Fig. 3, where the refractive indices (47) are depicted as functions of the dimensionless parameter $\omega/|\mathbf{V}|$. The modes associated with n_+^2 and n_-^2 exhibit anomalous and normal dispersion, respectively,

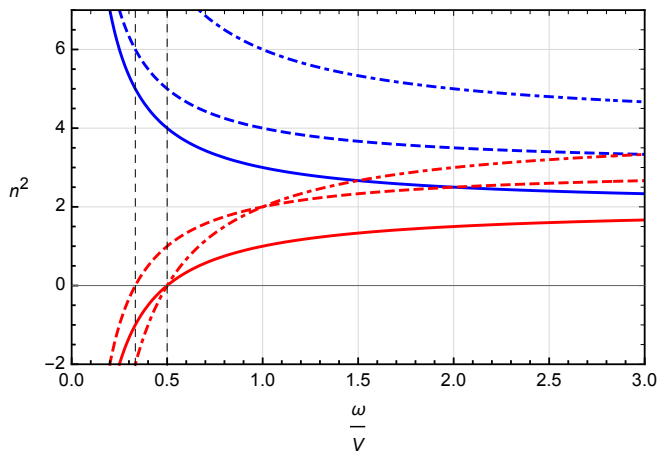


FIG. 3. Refractive indices $n_{\pm}^2(\omega)$ of Eq. (47) in terms of ω/V where $V = |\mathbf{V}|$. Blue (monotonically decreasing) lines represent n_+^2 , while red (monotonically increasing) lines depict n_-^2 . For solid lines, $\mu = 1$ and $\epsilon = 2$; for dashed lines, $\mu = 1$ and $\epsilon = 3$; for dotted-dashed lines, $\mu = 2$ and $\epsilon = 2$. The vertical dashed lines, from left to right, are given by $\omega_-/V = 1/3$ and $\omega_-/V = 1/2$, respectively, with ω_- from Eq. (42).

recovering the standard value $n_{\pm}^2 \rightarrow \mu\epsilon$ in the regime of high frequencies.

Inserting $\mathbf{V} = (0, 0, V_3)$ into Eq. (39), one attains

$$\mathbf{E}_{\pm} = E'_0 \begin{pmatrix} 1 \\ \pm i \\ 0 \end{pmatrix}, \quad (48)$$

with E'_0 being an appropriate amplitude. Furthermore, \mathbf{E}_+ and \mathbf{E}_- represent polarization vectors linked to a left and right-handed circular polarization, respectively.

The two refractive indices of Eq. (47) also imply birefringence providing the following rotatory power:

$$\delta = -\frac{\sqrt{\mu\epsilon}}{2}\omega \left(\sqrt{1 + \frac{|\mathbf{V}|}{\omega\epsilon}} - \sqrt{1 - \frac{|\mathbf{V}|}{\omega\epsilon}} \right). \quad (49)$$

In the limit $|\mathbf{V}|/\omega \ll 1$, the quantity n_- remains real, which also implies a real rotatory power,

$$\delta \simeq -\frac{1}{2}\sqrt{\frac{\mu}{\epsilon}}|\mathbf{V}|, \quad (50)$$

representing frequency-independent birefringence, similarly to Eq. (34).

On the other hand, for $|\mathbf{V}|/\omega > \epsilon$, n_- becomes purely imaginary, while n_+ remains real. In this frequency regime, both modes are absorbed to a different degree. The latter is characterized by the dichroism power defined in Eq. (9), which yields (cf. Eq. (46)):

$$\delta_d = \frac{\sqrt{\mu\epsilon}}{2}\omega \sqrt{-1 + \frac{|\mathbf{V}|}{\omega\epsilon}}. \quad (51)$$

IV. HIGHER-DERIVATIVE DIMENSION-FIVE ELECTRODYNAMICS IN MATTER

After analyzing the properties of MCFJ theory in a material (see Eq. (11)), the next logical step is to construct and investigate an extension involving additional four-derivatives. Such extensions are naturally contained in the nonminimal (nongravitational) SME [56–58], which is a comprehensive framework for the parameterization of Lorentz and *CPT* violation in effective field theory in Minkowski spacetime. For the past two decades it has been the foundation of various experiments testing the fundamental spacetime symmetries [77]. No signal of Lorentz violation *in vacuo* has been found, so far. However, Lorentz violation can be considered as an intrinsic property of material media, which is why the SME is more than suitable as a base for representing certain material properties within a field theory setting and to even propose novel characteristics.

The electromagnetic sector of the nonminimal SME gives rise to a modified electrodynamics and is given by

$$\begin{aligned} \mathcal{L} = & -\frac{1}{4}F_{\mu\nu}F^{\mu\nu} + \frac{1}{2}\epsilon^{\kappa\lambda\mu\nu}A_{\lambda}(\hat{k}_{AF})_{\kappa}F_{\mu\nu} \\ & -\frac{1}{2}F_{\kappa\lambda}(\hat{k}_F)^{\kappa\lambda\mu\nu}F_{\mu\nu}, \end{aligned} \quad (52)$$

with the Levi-Civita symbol $\epsilon^{\kappa\lambda\mu\nu}$ in Minkowski spacetime fulfilling $\epsilon^{\beta\lambda\mu\nu} = -\epsilon_{\beta\lambda\mu\nu}$ and $\epsilon_{0123} = 1$. The *CPT*-odd and *CPT*-even operators, $(\hat{k}_{AF})_{\kappa}$ and $(\hat{k}_F)^{\kappa\lambda\mu\nu}$, respectively, are the analogs of $(k_{AF})_{\kappa}$ and $(k_F)^{\kappa\lambda\mu\nu}$ of the minimal SME. However, they involve nonminimal coefficients contracted with additional four-derivatives in the form of the following infinite operator series:

$$(\hat{k}_{AF})_{\kappa} = \sum_{d \text{ odd}} (k_{AF}^{(d)})_{\kappa} \alpha^1 \dots \alpha_{(d-3)} \partial_{\alpha_1} \dots \partial_{\alpha_{(d-3)}}, \quad (53a)$$

$$(\hat{k}_F)^{\kappa\lambda\mu\nu} = \sum_{d \text{ even}} (k_F^{(d)})^{\kappa\lambda\mu\nu} \alpha^1 \dots \alpha_{(d-4)} \partial_{\alpha_1} \dots \partial_{\alpha_{(d-4)}}, \quad (53b)$$

where d is the mass dimension of the tensor field operator that a certain coefficient is contracted with. Besides, $(4-d)$ is the mass dimension of the associated controlling coefficients $(k_{AF}^{(d)})_{\kappa} \alpha^1 \dots \alpha_{(d-3)}$ and $(k_F^{(d)})^{\kappa\lambda\mu\nu} \alpha^1 \dots \alpha_{(d-4)}$. The Lorentz indices α_i are contracted with additional spacetime derivatives.

We are interested in the *CPT*-odd dimension-five ($d = 5$) extension, which is represented by a CFJ-like term of the form

$$\frac{1}{2}\epsilon^{\kappa\lambda\mu\nu}A_{\lambda}(\hat{k}_{AF})_{\kappa}F_{\mu\nu}, \quad (54a)$$

with

$$(\hat{k}_{AF})_{\kappa} = (k_{AF}^{(5)})_{\kappa} \alpha^1 \alpha^2 \partial_{\alpha_1} \partial_{\alpha_2}. \quad (54b)$$

For our investigation, we will use the parameterization

$$(k_{AF}^{(5)})_{\kappa} \alpha^1 \alpha^2 = U_{\kappa} \eta^{\alpha_1 \alpha_2}, \quad (55)$$

with the Lorentz-violating four-vector, U_κ , and the Minkowski metric tensor, $\eta^{\mu\nu}$. Using Eq. (55), the higher-derivative term becomes

$$\frac{1}{2}\epsilon^{\kappa\lambda\mu\nu}A_\lambda U_\kappa \square, \quad (56)$$

where we have introduced the d'Alembertian $\square = \eta^{\alpha_1\alpha_2}\partial_{\alpha_1}\partial_{\alpha_2}$. The resulting higher-derivative Lagrangian,

$$\mathcal{L} = -\frac{1}{4}F^{\mu\nu}F_{\mu\nu} + \frac{1}{2}\epsilon^{\beta\lambda\mu\nu}U_\beta A_\lambda \square F_{\mu\nu} - A_\mu J^\mu, \quad (57)$$

involves LV parameterized by the background vector, $U^\mu = (U_0, \mathbf{U})$. Some classical aspects of this model were examined in Refs. [60, 62].

In order to study the effects of this higher-derivative term on electromagnetic propagation in continuous dielectric matter, we take as a starting point the Lagrangian (57), but employ the field strength tensor $G^{\mu\nu}$ in its kinetic term, as it occurs in Eq. (2a). Thus, the Lagrangian of this new model is

$$\mathcal{L} = -\frac{1}{4}G^{\mu\nu}F_{\mu\nu} + \frac{1}{2}\epsilon^{\beta\lambda\mu\nu}U_\beta A_\lambda \square F_{\mu\nu} - A_\mu J^\mu, \quad (58)$$

where the tensor $G^{\mu\nu}$ is written in terms of the constitutive tensor $\chi^{\mu\nu\alpha\beta}$, defined in Eqs. (2b), (3). The latter provides a generalization of the electrodynamics of Eq. (57) in matter. One may expect a connection between this theory and a generalization of the modified Dirac theory given by Eq. (10) where additional derivatives are included in the second contribution. However, it is beyond the scope of the current paper to demonstrate such a connection explicitly. Thus, by using Eq. (57) we can take into consideration an additional energy-momentum dependence that goes beyond that of the CFJ term in matter.

Lagrangian (58) involves a third-order derivative of the 4-potential, which requires an associated Euler-Lagrange equation endowed with derivatives for field derivatives that are of the same order. In principle, the derivative order can be decreased by rewriting Lagrangian (58) as

$$\mathcal{L} = -\frac{1}{4}G^{\mu\nu}F_{\mu\nu} - \frac{1}{2}\epsilon^{\beta\lambda\mu\nu}U_\beta(\partial_\eta A_\lambda)\partial^\eta F_{\mu\nu} - A_\mu J^\mu. \quad (59)$$

As for Lagrangian (59), it is enough to consider the Euler-Lagrange equation involving derivatives for second-order derivatives of the fields, that is,

$$\frac{\partial\mathcal{L}}{\partial A_\kappa} - \partial_\rho\left(\frac{\partial\mathcal{L}}{\partial(\partial_\rho A_\kappa)}\right) + \partial_\alpha\partial_\rho\left(\frac{\partial\mathcal{L}}{\partial(\partial_\rho\partial_\alpha A_\kappa)}\right) = 0. \quad (60)$$

Applying the latter to Eq. (59) yields

$$\partial_\rho G^{\rho\kappa} + \epsilon^{\beta\kappa\mu\nu}U_\beta \square F_{\mu\nu} = J^\kappa. \quad (61)$$

In this scenario, the modified Gauss and Ampère laws are

$$\nabla \cdot \mathbf{D} + 2\square(\mathbf{U} \cdot \mathbf{B}) = \rho, \quad (62a)$$

TABLE II. Behavior of the LV terms of Lagrangian (57) under charge conjugation, parity transformation, and time reversal.

	\mathbf{E}	\mathbf{B}	A_0	\mathbf{A}	$U_0(\mathbf{A} \cdot \square \mathbf{B})$	$A_0(\mathbf{U} \cdot \square \mathbf{B})$	$\mathbf{U} \cdot (\mathbf{A} \times \square \mathbf{E})$
C	-	-	-	-	+	+	+
P	-	+	+	-	-	+	+
T	+	-	+	-	+	-	-

$$\nabla \times \mathbf{H} - \partial_t \mathbf{D} + 2\square U_0 \mathbf{B} - 2\square(\mathbf{U} \times \mathbf{E}) = \mathbf{J}, \quad (62b)$$

respectively. These modified inhomogeneous Maxwell equations can describe new effects on the propagation of electromagnetic waves in continuous media characterized by the constitutive tensor $\chi^{\mu\nu\alpha\beta}$. In the forthcoming sections we obtain the dispersion relations and study the behavior of refractive indices and propagating modes for a medium characterized by the usual constitutive relations, $\mathbf{D} = \epsilon \mathbf{E}$ and $\mathbf{H} = \mu^{-1} \mathbf{B}$.

With regards to the discrete symmetries, the background U^μ in Lagrangian (58) behaves in the very exact way as V^μ does in Lagrangian (11), since the two CPT -odd terms differ from each other by the presence of the second-order differential operator, \square , that is even under the discrete symmetries P and T . In fact, by simple inspection, one finds that the terms involving the timelike coefficient, U_0 , are P -odd, C -even, T -even, and PT -odd, while the contributions with \mathbf{U} are P -even, C -even, T -odd, and PT -odd, as shown in Tab. II. This means that the contributions proportional to U_0 and \mathbf{U} will act as a source for optical activity (as well as birefringence) of the medium under study.

A. Dispersion relations

As commonly known, the Maxwell equations constitute one starting point for achieving the dispersion relations in electrodynamics. Taking the time derivative of Eq. (62b) and employing Eq. (6d), one obtains

$$\partial_t \nabla \times \mathbf{H} - \partial_t^2 \mathbf{D} - 2\square U_0 (\nabla \times \mathbf{E}) - 2\partial_t \square(\mathbf{U} \times \mathbf{E}) = \partial_t \mathbf{J}. \quad (63)$$

Using now the constitutive relations given in Eqs. (15) and (16) as well as $\mathbf{J} = \sigma \mathbf{E}$ and the plane-wave *ansatz* for the fields, Eq. (63) yields

$$[\mathbf{k}^2 \delta_{ij} - k_i k_j - \omega^2 \mu \bar{\epsilon}_{ij}(\omega)] E^j = 0, \quad (64a)$$

where we have defined the effective permittivity tensor (cf. Eq. (18b))

$$\begin{aligned} \bar{\epsilon}_{ij}(\omega) \equiv & \left(\epsilon + i \frac{\sigma}{\omega} \right) \delta_{ij} - \frac{2i}{\omega^2} (k^2 - \omega^2) \\ & \times \epsilon_{iaj} (\omega U_a - k_a U_0). \end{aligned} \quad (64b)$$

The latter quantity is interpreted as an extended frequency-dependent electric permittivity, which contains contributions stemming from the higher-derivative

term. On the right-hand side of Eq. (64b), the contribution involving $\epsilon_{iaj}\omega U_a$ violates time reversal invariance, while the term $\epsilon_{iaj}k_a U_0$ breaks parity invariance. Using $\mathbf{k} = \omega \mathbf{n}$, Eq. (64a) can now be cast into the form:

$$M_{ij}E^j = 0, \quad (65a)$$

with the tensor M_{ij} given by

$$M_{ij} = n^2 \delta_{ij} - n_i n_j - \mu \bar{\epsilon}_{ij}(\omega), \quad (65b)$$

while the effective permittivity tensor now reads

$$\begin{aligned} \bar{\epsilon}_{ij}(\omega) &= \left(\epsilon + i \frac{\sigma}{\omega} \right) \delta_{ij} - 2i\omega(n^2 - 1) \\ &\quad \times \epsilon_{iaj} (U_a - n_a U_0). \end{aligned} \quad (65c)$$

It is important to note that although the medium has an isotropic electric permittivity $\epsilon \delta_{ij}$, anisotropy effects are generated by the background U_μ , present in the off-diagonal components of $\bar{\epsilon}_{ij}(\omega)$ in Eq. (65c).

The matrix M_{ij} in Eq. (65b) has the explicit form

$$[M_{ij}] = \mathcal{M} + 2i\mu\omega(n^2 - 1)\mathcal{W}, \quad (66a)$$

with \mathcal{M} given by Eq. (21b) and

$$\mathcal{W} = \begin{pmatrix} 0 & U_0 n_3 - U_3 & U_2 - U_0 n_2 \\ U_3 - U_0 n_3 & 0 & U_0 n_1 - U_1 \\ U_0 n_2 - U_2 & U_1 - U_0 n_1 & 0 \end{pmatrix}. \quad (66b)$$

Evaluating $\det[M_{ij}] = 0$ implies the dispersion equation

$$\begin{aligned} 0 &= \tilde{\epsilon}(n^2 - \mu\tilde{\epsilon})^2 - 4(n^2 - 1)^2 \mu\omega^2 \\ &\quad \times \left\{ \mu\tilde{\epsilon} [U_0^2 n^2 + \mathbf{U}^2 - 2U_0(\mathbf{n} \cdot \mathbf{U})] \right. \\ &\quad \left. - \mathbf{U}^2 \mathbf{n}^2 + (\mathbf{n} \cdot \mathbf{U})^2 \right\}, \end{aligned} \quad (67)$$

with $\tilde{\epsilon}$ stated in Eq. (22b). We point out that by employing the four-momentum of Eq. (23) as well as

$$\bar{U}^\mu \equiv \left(\sqrt{\mu} U^0, \frac{\mathbf{U}}{\sqrt{\tilde{\epsilon}}} \right), \quad (68)$$

we can cast the dispersion equation into the form

$$\bar{p}^4 + 4p^4 \left[\bar{U}^2 \bar{p}^2 - (\bar{U} \cdot \bar{p})^2 \right] = 0. \quad (69)$$

By consulting the effective metric of Eq. (25), the latter can also be expressed in terms of the conventional four-momentum p^μ and the preferred direction U^μ as follows:

$$\begin{aligned} 0 &= (p \cdot \tilde{\eta} \cdot p)^2 + 4(p \cdot \eta \cdot p)^2 \frac{\mu}{\tilde{\epsilon}} \\ &\quad \times \left[(U \cdot \tilde{\eta} \cdot U)(p \cdot \tilde{\eta} \cdot p) - (U \cdot \tilde{\eta} \cdot p)^2 \right]. \end{aligned} \quad (70)$$

Note that in contrast to the dispersion equation of MCFJ theory, Eq. (69) cannot be written in terms of the effective four-momentum \bar{p}^μ only, but p^μ is necessary, as well. The reason for p^μ playing a role are the two additional

four-derivatives contracted with the dimension-5 coefficients in Eq. (55). Equation (70) also allows us to say that the propagation of modified electromagnetic waves in media is governed by two metrics: the Minkowski metric $\eta_{\mu\nu}$ and the effective metric $\tilde{\eta}_{\mu\nu}$ of Eq. (25). Thus, the dimension-5 MCFJ-type theory defined by Eq. (58) could be called bimetric in this sense. We conclude that the structure of the dimension-5 MCFJ-type theory in media is quite different from that of the generalized MCFJ model in Eq. (58).

In vacuo, the constitutive parameters read $\epsilon = 1$, $\mu = 1$, and $\sigma = 0$. In this case, the dispersion equation in Eq. (67) reduces to

$$\begin{aligned} 0 &= (n^2 - 1)^2 \left\{ 1 - 4\omega^2 [U_0^2 n^2 - \mathbf{U}^2 n^2 + \mathbf{U}^2 \right. \\ &\quad \left. + (\mathbf{n} \cdot \mathbf{U})^2 - 2U_0(\mathbf{n} \cdot \mathbf{U}) \right\}, \end{aligned} \quad (71)$$

being conveniently simplified as

$$p^4 \{ 1 + 4 [p^2 U^2 - (U \cdot p)^2] \} = 0, \quad (72)$$

with the four-momentum p^μ and the preferred direction $U^\mu = (U^0, \mathbf{U})$. Notice that Eq. (72) recovers the dispersion equation obtained in Eq. (23) of Ref. [62], where this higher-derivative electrodynamics was examined *in vacuo*. It is important to point out that the remarkable difference between Eq. (69) and Eq. (72) is ascribed to the presence of the continuous medium, since the dimension-five higher-derivative terms in the Lagrangians of Eqs. (57), (58) correspond to each other.

In the following, we analyze the dispersion equation (67) for the timelike and spacelike configurations of the Lorentz-violating background, U^μ .

B. Purely timelike case

Considering the purely timelike scenario for the background vector, $U_0 \neq 0$ and $\mathbf{U} = \mathbf{0}$, and also $\tilde{\epsilon} \mapsto \epsilon$, which means that the medium does not have Ohmic conductivity (whereupon $\sigma = 0$), Eq. (67) is reduced to the form

$$\epsilon(n^2 - \mu\epsilon)^2 - 4\mu^2\omega^2 U_0^2 \epsilon n^2 (n^2 - 1)^2 = 0, \quad (73a)$$

implying

$$n^2 - \mu\epsilon = \pm 2\mu\omega U_0 n (n^2 - 1), \quad (73b)$$

or equivalently

$$\pm 2\mu\omega U_0 n^3 - n^2 \mp 2\mu\omega U_0 n + \mu\epsilon = 0. \quad (73c)$$

The expression (73c) is a cubic equation for n with 3 (complex) solutions, in general, given as functions $n = n(\omega)$. These solutions extend to frequency domains defined in accordance with the sign of the discriminant of the cubic equation, written as

$$\Delta = \frac{S}{2^4 3^3 \mu^3 \omega^4 U_0^4}, \quad (74a)$$

TABLE III. Sign of discriminant Δ of Eq. (74) and the nature of the roots (solutions) of Eq. (73c).

Sign	Solutions
$\Delta > 0$	one real root and two complex conjugate roots
$\Delta \leq 0$	three real roots (with two or all three equal to each other if $\Delta = 0$)

with

$$S = -\epsilon - \mu\omega^2 U_0^2 [1 + 9\mu\epsilon(2 - 3\mu\epsilon) + 16\mu^2\omega^2 U_0^2]. \quad (74b)$$

For a cubic polynomial equation, the sign of Δ helps us to identify the nature (real or complex) of the 3 solutions, in accordance with Tab. III.

Since the denominator of Eq. (74a) is positive, we only need to analyze the sign of the numerator, S . As S is a function quadratic in ω , it is possible to find two roots that provide three frequency ranges for positive or negative values of Δ . In this way, the relation $S = 0$ establishes the critical values of frequencies (roots) that separate the absorption domain $S > 0$ from the propagation domain $S < 0$. Solving $S = 0$, one achieves two roots for ω^2 given by

$$\omega_{\pm}^2 = \frac{1}{32\mu^2 U_0^2} \left\{ 9\mu\epsilon(3\mu\epsilon - 2) - 1 \pm \sqrt{\mu\epsilon - 1}(9\mu\epsilon - 1)^{3/2} \right\}. \quad (75)$$

Thus, the three frequency ranges associated with two distinct scenarios are as follows:

- For $\omega_- < \omega < \omega_+$, one has $S > 0$ and $\Delta > 0$, so that Eq. (73c) yields one real function $n(\omega)$ and two complex functions $n(\omega)$.
- For $\omega < \omega_-$ or $\omega > \omega_+$, one has $S < 0$ and $\Delta < 0$, so that there are three real refractive indices $n(\omega)$.

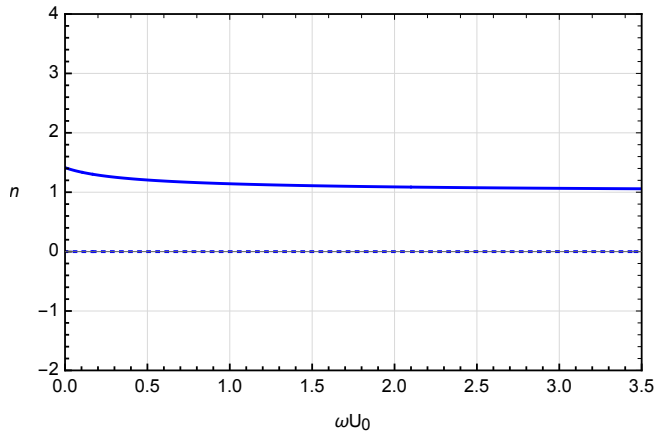


FIG. 4. Plot of one real root of Eq. (73c), the refractive index $n_1(\omega)$, in terms of ωU_0 . The solid (dotted) line represents $\text{Re}[n_1(\omega)]$ ($\text{Im}[n_1(\omega)]$) where the latter vanishes.

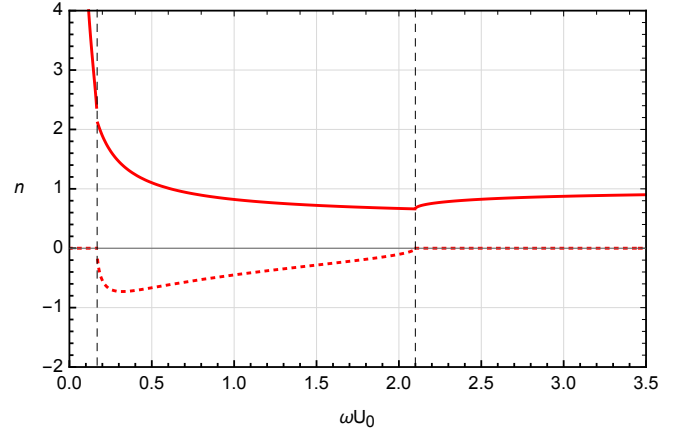


FIG. 5. Plot of one complex root of Eq. (73c), the refractive index $n_2(\omega)$, in terms of ωU_0 . The solid (dotted) line represents $\text{Re}[n_2(\omega)]$ ($\text{Im}[n_2(\omega)]$).

The first domain describes absorption effects, whereas electromagnetic waves can freely propagate without attenuation in the second domain. The sign of S determines the real or complex nature of $n(\omega)$ in the corresponding frequency range. For a complex refractive index, we can write $n(\omega) = n'(\omega) + in''(\omega)$, where $\text{Re}[n(\omega)] = n'(\omega)$ is the refractive index of the medium, and $\text{Im}[n(\omega)] = n''(\omega)$ is associated with the medium's absorption coefficient $\alpha = 2\omega n''(\omega)$ [2].

Joining the above domains, we can conclude that:

- For $\omega < \omega_-$ there are three real solutions.
- For $\omega_- < \omega < \omega_+$ two solutions become complex and the remaining one stays real.
- For $\omega > \omega_+$ the three solutions become real again.

In general, propagation without attenuation is associated with real (positive) refractive indices, whereas absorption effects (damping of the amplitude of electromagnetic waves) are related to complex refractive indices. The modified electrodynamics defined by Eq. (59) ascribes a conducting behavior to a purely dielectric substrate. For the particular scenario studied previously, electromagnetic waves propagate without being damped in the frequency range where the three solutions are real. In the range where complex solutions for $n(\omega)$ occur, both propagation and absorption (attenuation) is observed. These novel effects stem from the higher-derivative coupling of the LV background U_0 with the electromagnetic fields.

The refractive indices for a dielectric medium with signal propagation described by Eq. (73c) are given by very intricate expressions (the roots of Eq. (73c)), which will not be stated here explicitly. We depict these three functions, $n_i(\omega)$, for $i = 1, 2, 3$ in terms of the dimensionless parameter ωU_0 for the special values $\mu = 1$ and $\epsilon = 2$. These plots are presented in Figs. 4, 5, and 6, where the

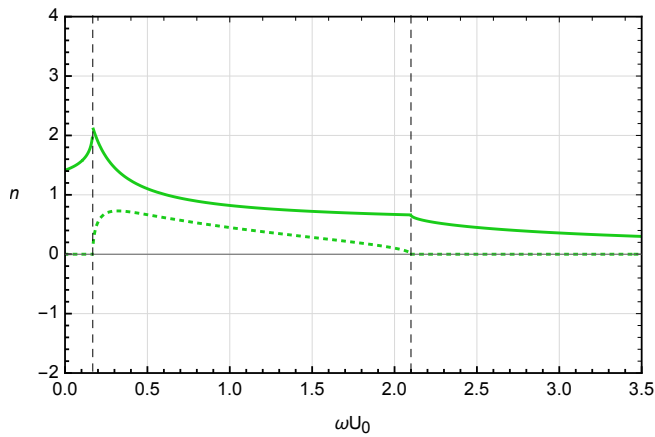


FIG. 6. Plot of one complex root of Eq. (73c), the refractive index $n_3(\omega)$, in terms of ωU_0 . The solid (dotted) line depicts $\text{Re}[n_3(\omega)]$ ($\text{Im}[n_3(\omega)]$).

solid (dotted) lines stand for the real (imaginary) part of $n(\omega)$. We notice that $n_1(\omega)$ is always real for all frequency ranges. The functions $n_2(\omega)$ and $n_3(\omega)$ become complex in the range $\omega_- < \omega < \omega_+$, in agreement with the previous analysis.

Combining all three plots in Fig. 7, we realize the full scenario described in items (a) – (c) previously stated. Note that the vertical dashed lines indicate the critical frequency values (75), namely $\omega_- U_0$ and $\omega_+ U_0$, that define the transition between the ranges given in (a) – (c). Another characteristic of Figs. 5 and 6 are the discontinuities in the real parts of $n_2(\omega)$ and $n_3(\omega)$, at the frequencies ω_{\pm} . Note that $n_2(\omega)$ and $n_3(\omega)$ become purely imaginary at these values.

As a final comment, we point out that the physical behavior described above only occurs for the higher-derivative electrodynamics of Eq. (59) in matter. In fact, *in vacuo*, Eq. (73a) would provide

$$(n^2 - 1)^2(1 - 4\omega^2 U_0^2 n^2) = 0, \quad (76)$$

whose solutions are real, namely:

$$n^2 = 1, \quad n^2 = \frac{1}{4\omega^2 U_0^2}, \quad (77)$$

meaning the absence of absorption effects *in vacuo* (for this dimension-5 theory). Note that this can also be seen directly from Eq. (75), since $\Delta\omega = \omega_+ - \omega_- = 0$, for $\mu = \epsilon = 1$, corresponding to the disappearance of frequency ranges where absorption occurs.

1. Propagation modes for purely timelike case

In order to examine the propagating modes for the purely timelike case, we can employ Eq. (73b) in the ma-

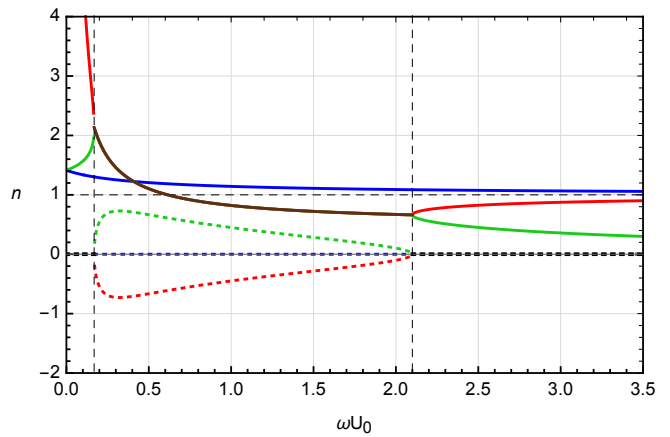


FIG. 7. Compilation of complex refractive indices $n(\omega)$ from Figs. 4, 5, and 6. The solid lines illustrate the real parts of $n_1(\omega)$ (blue), $n_2(\omega)$ (red), and $n_3(\omega)$ (green). Their corresponding imaginary pieces are represented by dotted lines with the same colors. The solid brown line indicates that $\text{Re}[n_2(\omega)]$ and $\text{Re}[n_3(\omega)]$ lie on top of each other. Black dotted lines are employed whenever all three imaginary parts merge.

trix of Eq. (66), yielding

$$[M_{ij}] = - \begin{pmatrix} n_1^2 & n_1 n_2 & n_1 n_3 \\ n_1 n_2 & n_2^2 & n_2 n_3 \\ n_1 n_3 & n_2 n_3 & n_3^2 \end{pmatrix} + 2\mu\omega U_0(n^2 - 1) \begin{pmatrix} \pm n & in_3 & -in_2 \\ -in_3 & \pm n & in_1 \\ in_2 & -in_1 & \pm n \end{pmatrix}. \quad (78)$$

Solving $M_{ij}E^j = 0$, one finds

$$E_y = \frac{\pm in_3 n - n_1 n_2}{n^2 - n_1^2} E_x, \quad (79a)$$

$$E_z = \frac{\mp in_2 n - n_1 n_3}{n^2 - n_1^2} E_x, \quad (79b)$$

such that the electric fields \mathbf{E}_{\pm} of the propagating waves are given by Eq. (31). For a direct physical interpretation of these propagating modes, let us choose again a convenient coordinate system where propagation occurs along the z axis, i.e., let \mathbf{n} be given by Eq. (32). In this system, the normalized electric fields correspond to those stated in Eq. (33). These are polarization vectors for a left and right-handed circular polarization, respectively. It is worthwhile to note that, although Eq. (73c) provides in principle three refractive indices, there are only two propagating modes associated with these three possibilities, those of Eq. (33). This finding is fully compatible with the existence of two physical degrees of freedom due to gauge invariance of the modified theory.

C. Purely spacelike case

Let us now consider the purely spacelike scenario for the background vector, $U_0 = 0$ and $\mathbf{U} \neq \mathbf{0}$, and also $\tilde{\epsilon} \mapsto \epsilon$ ($\sigma = 0$). Then Eq. (67) yields

$$0 = \epsilon(n^2 - \mu\epsilon)^2 - 4(n^2 - 1)^2\mu\omega^2 \times [(\mu\epsilon - n^2)\mathbf{U}^2 + (\mathbf{n} \cdot \mathbf{U})^2]. \quad (80)$$

Implementing $\mathbf{n} \cdot \mathbf{U} = n|\mathbf{U}| \cos \theta$ in Eq. (80), we obtain

$$n^2 - \mu\epsilon = \pm 2\mu\omega(n^2 - 1)|\mathbf{U}|\alpha, \quad (81a)$$

where we have defined

$$\alpha^2 \equiv 1 - \frac{n^2 \sin^2 \theta}{\mu\epsilon}. \quad (81b)$$

With this parameterization, we can straightforwardly analyze two special cases: (i) the ‘‘perpendicular configuration’’ where $\mathbf{n} \cdot \mathbf{U} = 0$ and $\sin^2 \theta = 1$; (ii) the ‘‘longitudinal configuration’’ with $\sin^2 \theta = 0$ and $\mathbf{n} \cdot \mathbf{U} = \pm |\mathbf{n}||\mathbf{U}|$ where the plus (minus) sign holds for \mathbf{n} parallel (antiparallel) to \mathbf{U} . These choices can provide some physical insights on the behavior of electromagnetic-wave propagation.

1. Perpendicular configuration

First, we consider the orthogonal configuration, i.e., $\mathbf{U} \perp \mathbf{n}$ and $\sin^2 \theta = 1$, so that Eq. (81) becomes

$$n^2 - \mu\epsilon = \pm 2\mu\omega(n^2 - 1)|\mathbf{U}| \sqrt{1 - \frac{n^2}{\mu\epsilon}}, \quad (82)$$

which can be written as

$$(n^2 - \mu\epsilon) [4\mu^2\omega^2\mathbf{U}^2(n^2 - 1)^2 + \mu\epsilon(n^2 - \mu\epsilon)] = 0, \quad (83)$$

implying $n^2 = \mu\epsilon$ and

$$0 = 4\mu^2\omega^2\mathbf{U}^2 n^4 + (\mu\epsilon - 8\mu^2\omega^2\mathbf{U}^2)n^2 - \mu^2\epsilon^2 + 4\mu^2\omega^2\mathbf{U}^2. \quad (84)$$

The first solution, $n^2 = \mu\epsilon$, corresponds to the ordinary refractive index of Maxwell electrodynamics in macroscopic media. On the other hand, Eq. (84) captures information stemming from the higher-derivative term and the background \mathbf{U} , leading to the following solutions:

$$n_{\pm}^2 = 1 + f_{\pm}, \quad (85a)$$

where

$$f_{\pm} = \frac{\mu\epsilon}{8\mu^2\omega^2\mathbf{U}^2} \left(-1 \pm \sqrt{1 + \Upsilon} \right), \quad (85b)$$

$$\Upsilon = 16\mu^2\omega^2\mathbf{U}^2 \left(1 - \frac{1}{\mu\epsilon} \right). \quad (85c)$$

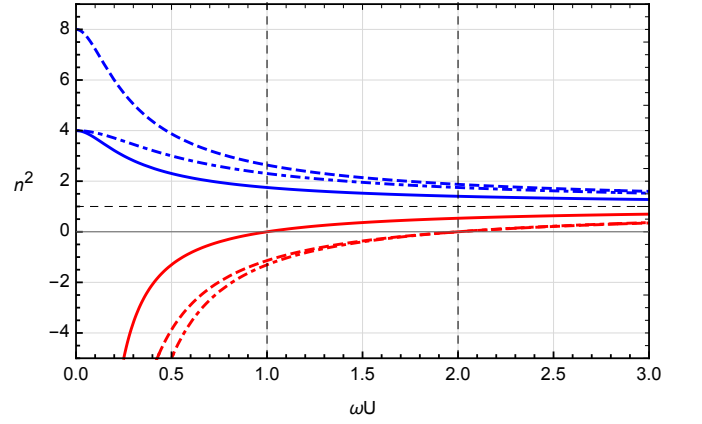


FIG. 8. Behavior of the refractive indices n_{\pm}^2 of Eq. (85) in terms of ωU where $U = |\mathbf{U}|$. Blue curves (above the horizontal dashed line) represent n_+^2 , while red curves (below the horizontal dashed line) depict n_-^2 . For solid lines, $\mu = 2$ and $\epsilon = 2$; for dashed lines, $\mu = 2$ and $\epsilon = 4$; for dashed-dotted lines, $\mu = 1$ and $\epsilon = 4$. Gray vertical dashed lines indicate $\omega_- U = 1$ and $\omega_- U = 2$, respectively, where ω_- is given by Eq. (86).

The behavior of n_{\pm}^2 in terms of the dimensionless parameter $\omega|\mathbf{U}|$ is presented in Fig. 8. We notice that n_+ is real in the entire frequency domain and exhibits anomalous dispersion. Furthermore, the function n_-^2 has a simple root,

$$\omega_- = \frac{\epsilon}{2|\mathbf{U}|}. \quad (86)$$

The latter is interpreted as a critical value (cf. Eq. (42)), below which n_- is purely imaginary, whereupon no propagation occurs. Above ω_- , the refractive index n_- becomes real. As a consequence, electromagnetic waves can propagate in this regime.

The first vertical dashed line, located at the value $\omega_-|\mathbf{U}| = 1$, separates the absorption and propagation zones for the mode represented by the solid red line. The second vertical dashed line, in $\omega_-|\mathbf{U}| = 2$, does so for the modes depicted by the dashed and dashed-dotted lines. In detail, we observe that:

- For $0 < \omega < \omega_-$: the refractive index n_+ is real and n_- is purely imaginary; thus, only the mode associated with n_+ propagates in this range.
- For $\omega > \omega_-$: one has $n_{\pm}^2 > 0$ and both modes propagate.
- In the limit of very low frequencies, $\omega|\mathbf{U}| \mapsto 0$, it holds that $n_+^2 = \mu\epsilon$, recovering the usual refractive index of a simple dielectric in standard electrodynamics.

As for birefringence effects that arise in this case, we obtain the corresponding rotatory power inserting the

results of (85) into Eq. (8), that is,

$$\delta = -\frac{\omega}{2} \left[\sqrt{1+f_+} - \sqrt{1+f_-} \right], \quad (87)$$

which is valid in the range where n_- is real, i.e., $\omega|\mathbf{U}| > \epsilon/2$. In the limit of high frequencies, $(\omega|\mathbf{U}|)^{-1} \ll 1$, (where the region $\omega|\mathbf{U}| > \epsilon/2$ applies to this limit), Eq. (87) yields

$$\delta \simeq -\frac{1}{4|\mathbf{U}|} \sqrt{\epsilon \left(\epsilon - \frac{1}{\mu} \right)}, \quad (88)$$

revealing a frequency-independent rotatory power.

For $\omega < \omega_-$ (or $\omega|\mathbf{U}| < \epsilon/2$), n_- is purely imaginary. Then from Eq. (85), n_- is rewritten as

$$n_- = i\sqrt{-1-f_-}. \quad (89)$$

Since $\text{Im}(n_+) = 0$ for the full frequency domain, the dichroism power for the orthogonal configuration, stemming from the definition (9), is

$$\delta_d = \frac{\omega}{2} \sqrt{\frac{\epsilon}{8\mu\omega^2\mathbf{U}^2} \left(1 + \sqrt{1+\mathcal{Y}} \right) - 1}, \quad (90)$$

with \mathcal{Y} given by Eq. (85c).

In the limit of low frequencies, $\omega|\mathbf{U}| \ll 1$, Eq. (90) can be expanded as

$$\delta_d \simeq \frac{1}{4|\mathbf{U}|} \sqrt{\frac{\epsilon}{\mu}} \left[1 + 2 \left(1 - \frac{2}{\mu\epsilon} \right) \omega^2 \mu^2 |\mathbf{U}|^2 \right]. \quad (91)$$

It is important to note that the dichroism power of Eq. (91) is evaluated in the limit $\omega|\mathbf{U}| \ll 1$, while the rotatory power in Eq. (88) is determined in the opposite limit $(\omega|\mathbf{U}|)^{-1} \ll 1$. Dichroism takes place for a purely imaginary n_- and birefringence occurs when n_- is real. The condition $\omega|\mathbf{U}| = \epsilon/2$ states a clear cutoff separating the frequency regimes for each effect from each other.

2. Longitudinal configurations

Let us now consider the configurations where $\sin\theta = 0$, i.e., \mathbf{n} and \mathbf{U} are parallel or antiparallel, for which Eq. (80) is equivalent to

$$0 = (1 - 4\mu^2\omega^2\mathbf{U}^2)n^4 - 2(\mu\epsilon - 4\mu^2\omega^2\mathbf{U}^2)n^2 + \mu^2\epsilon^2 - 4\mu^2\omega^2\mathbf{U}^2, \quad (92)$$

whose solutions for n^2 are

$$n_{\pm}^2 = \frac{\mu(\epsilon \pm 2\omega|\mathbf{U}|)}{1 \pm 2\mu\omega|\mathbf{U}|}. \quad (93)$$

The behavior of n_{\pm}^2 in terms of the dimensionless parameter $\omega|\mathbf{U}|$ is displayed in Fig. 9, for some parameter values. In this scenario, the mode associated with n_+

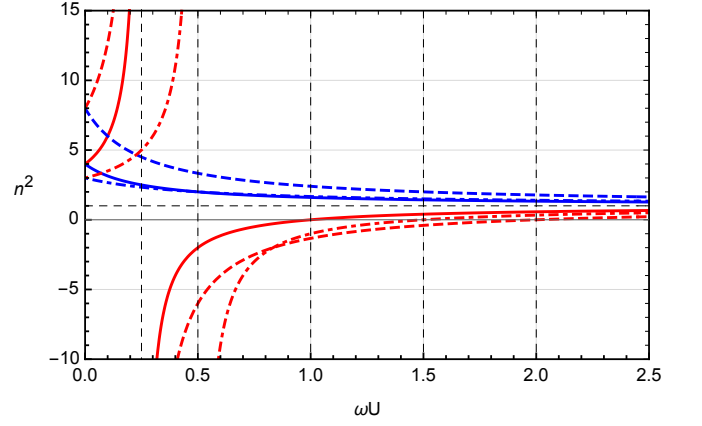


FIG. 9. Plot of n_{\pm}^2 of Eq. (93) in terms of ωU with $U = |\mathbf{U}|$. The blue curves, which are positive and monotonically decreasing for the entire frequency range, represent n_+^2 . The red lines, constituted by positive upper and negative lower branches, illustrate n_-^2 . Solid lines: $\mu = 2$ and $\epsilon = 2$; dashed lines: $\mu = 2$ and $\epsilon = 4$; dashed-dotted lines: $\mu = 1$ and $\epsilon = 3$. Gray vertical dashed lines indicate $\omega U \in \{1/4, 1/2, 1, 3/2, 2\}$.

exhibits anomalous dispersion and propagates in the full frequency range, since $n_+^2 > 0$.

The mode associated with n_-^2 has two branches. In the superior branch, defined in the frequency range $0 < \omega < \omega_0$, the mode propagates, with n_-^2 increasing very rapidly with ω . Here,

$$\omega_0 = \frac{1}{2\mu|\mathbf{U}|}, \quad (94)$$

is the value for which n_-^2 diverges. In Fig. 9, the first vertical dashed line, given by $\omega_0|\mathbf{U}| = 1/4$, is asymptotic to the red solid as well as the red dashed curve where the associated functions have singularities at this point and change their signs. The second vertical dashed line is in $\omega_0|\mathbf{U}| = 1/2$, being asymptotic to both the red upper and lower dashed-dotted curves. When $\omega > \omega_0$ one has $n_-^2 < 0$ whose lower branch becomes a purely imaginary refractive index n_- , representing a nonpropagating mode. This behavior is characteristic in the range $\omega_0 < \omega < \omega_-$, with

$$\omega_- = \frac{\epsilon}{2|\mathbf{U}|}, \quad (95)$$

being the root of Eq. (93). Equation (95) stands for the cutoff frequency above which the mode associated with n_- propagates. The third and fourth vertical dashed lines, given by $\omega_-|\mathbf{U}| = 1$ and $\omega_-|\mathbf{U}| = 1.5$, indicate the beginning of the propagation regime for the red solid curve and the red dashed curve, respectively.

Now, in order to describe birefringence effects, we evaluate the rotatory power by inserting Eq. (93) in Eq. (8), that is,

$$\delta = -\frac{\sqrt{\mu\epsilon}}{2} \omega \left[\frac{g_+}{\sqrt{1+2\mu\omega|\mathbf{U}|}} - \frac{g_-}{\sqrt{1-2\mu\omega|\mathbf{U}|}} \right], \quad (96a)$$

where

$$g_{\pm} = \sqrt{1 \pm \frac{2\omega}{\epsilon} |\mathbf{U}|}. \quad (96b)$$

The rotatory power (96) holds for the regions where n_- is real, that is, for $\omega < \omega_0$ and $\omega > \omega_-$, according to Fig. 9. In the limit $\omega|\mathbf{U}| \ll 1$, Eq. (96) provides a rotatory power nonlinear in the frequency, namely:

$$\delta \simeq \sqrt{\frac{\mu}{\epsilon}} (\mu\epsilon - 1) \omega^2 |\mathbf{U}|. \quad (97)$$

As already mentioned, the refractive index n_- is purely imaginary in the range $\omega_0 < \omega < \omega_-$, constituting an absorption zone,

$$\frac{1}{2\mu|\mathbf{U}|} < \omega < \frac{\epsilon}{2|\mathbf{U}|}. \quad (98)$$

In this regime the refractive index reads

$$n_- = i\sqrt{\mu\epsilon} \sqrt{\frac{1 - 2\omega|\mathbf{U}|/\epsilon}{2\mu\omega|\mathbf{U}| - 1}}, \quad (99)$$

and the corresponding dichroism factor is

$$\delta_d = \frac{\sqrt{\mu\epsilon}}{2} \omega \sqrt{\frac{1 - 2\omega|\mathbf{U}|/\epsilon}{2\mu\omega|\mathbf{U}| - 1}}. \quad (100)$$

3. Propagation modes for purely spacelike case

To obtain the propagation modes, we start from Eq. (81) in order to examine the perpendicular and longitudinal configurations already described. To have a more direct physical interpretation, let us choose a convenient coordinate system where Eq. (32) holds. Inserting Eqs. (32), (81) into Eq. (66), we have

$$[M_{ij}] = 2\mu\omega(n^2 - 1) \begin{pmatrix} \pm|\mathbf{U}|\alpha & -iU_3 & iU_2 \\ iU_3 & \pm|\mathbf{U}|\alpha & -iU_1 \\ -iU_2 & iU_1 & -1/\beta \end{pmatrix}, \quad (101)$$

where $\beta = \beta(\omega) \equiv 2\omega(n^2 - 1)/\epsilon$. Solving $M_{ij}E^j = 0$, one finds

$$\mathbf{E}_{\pm} = E_0 \begin{pmatrix} U_1U_3 \pm i|\mathbf{U}|U_2\alpha \\ U_2U_3 \mp i|\mathbf{U}|U_1\alpha \\ \pm\beta|\mathbf{U}|(U_1^2 + U_2^2)\alpha \end{pmatrix}, \quad (102)$$

with a suitable amplitude E_0 (cf. Eq. (39)). This general result may be formulated for perpendicular and longitudinal configurations with regards to \mathbf{U} .

For the perpendicular configurations, $\mathbf{n} \cdot \mathbf{U} = 0$, the background has the form $\mathbf{U} = (U_1, U_2, 0)$, so that Eq. (102) yields

$$\mathbf{E}_{\pm} = E_0 \begin{pmatrix} \pm i|\mathbf{U}|U_2\alpha \\ \mp i|\mathbf{U}|U_1\alpha \\ \pm\beta|\mathbf{U}|^3\alpha \end{pmatrix}, \quad (103a)$$

which can be rewritten as

$$\mathbf{E}_{\pm} = E'_{\pm} \begin{pmatrix} U_2 \\ -U_1 \\ -i\beta|\mathbf{U}|^2 \end{pmatrix}, \quad (103b)$$

with appropriate amplitudes E'_{\pm} . Note that the fields \mathbf{E}_{\pm} do not represent modes transverse to $\mathbf{n} = \mathbf{k}/\omega$, since they are endowed with z components (depending on the modulus of \mathbf{U}). This behavior is common in electrodynamics of anisotropic crystals.

As for the longitudinal configurations, where $\mathbf{n} \cdot \mathbf{U} = \pm n|\mathbf{U}|$, one takes $\alpha = 1$ as well as $\mathbf{U} = (0, 0, U_3)$. In this case, we obtain

$$E_{\pm} = E'_0 \begin{pmatrix} 1 \\ \mp i \\ 0 \end{pmatrix}, \quad (104)$$

that are polarization vectors attributed to right and left-handed circular polarizations, respectively. Hence, when \mathbf{U} and \mathbf{n} point along the same direction, the mode becomes transversal again whereupon the polarization is perpendicular to \mathbf{n} .

V. FINAL REMARKS

In this work, we examined an electrodynamics of continuous media based on Maxwell equations modified by *CPT*-odd terms, whereas the usual constitutive relations $\mathbf{D} = \epsilon\mathbf{E}$ and $\mathbf{H} = \mu^{-1}\mathbf{B}$ were assumed to hold. At first, we reviewed some basic properties of the MCFJ model, followed by an analysis of the dimension-five higher-derivative extension of MCFJ electrodynamics. Our general focus was on describing electromagnetic propagation in matter governed by these *CPT*-odd modifications.

In Sec. III, we examined MCFJ electrodynamics, given by Lagrangian (11), in a continuous medium with a fixed background $V^{\mu} = (V^0, \mathbf{V})$ present. To analyze the propagation behavior of electromagnetic waves, we obtained the dispersion relations and the refractive indices for two scenarios: (i) a timelike background, $V^{\mu} = (V^0, \mathbf{0})$ and (ii) a spacelike background, $V^{\mu} = (0, \mathbf{V})$. For scenario (i), the refractive indices are always real, giving rise to propagation without losses as well as birefringence. The corresponding rotatory power, $\delta = -\mu V_0/2$, is frequency-independent. For scenario (ii), one refractive index, n_+ , is always real, while the other, n_- , may be complex, corresponding to an absorption regime. In this case, birefringence and dichroism occur in different frequency ranges. The rotatory power and dichroism coefficient are both frequency-dependent.

In Sec. IV, we considered an electrodynamics in a ponderable medium modified by a MCFJ-type higher-derivative term of dimension five, given by Lagrangian (58). After writing up the altered Maxwell equations, a sixth-order dispersion equation was achieved. In the purely timelike scenario, $U^{\mu} = (U^0, \mathbf{0})$,

studied in Sec. IV B, we obtained a third-order equation in the refractive index n providing three solutions. One solution is real for any frequency, while the remaining two are complex for some frequency range (absorption range). This behavior occurs even for a dielectric non-conducting substrate. Such an effect is represented, for example, by Figs. (5) and (6), where the graphs indicate that $\text{Im}[n(\omega)] \neq 0$ in the absorption range $\omega_- < \omega < \omega_+$, with ω_{\pm} given in Eq. (75). This property is entirely ascribed to the higher-derivative coupling term, since the usual MCFJ electrodynamics in ponderable media does not exhibit an absorption regime for a timelike background. Comparing Figs. (1) and (7) with each other allows us to notice the differences between the propagating modes in the usual and higher-derivative timelike case. Furthermore, the propagation modes obtained correspond to left and right-handed circular polarizations [see Sec. IV B 1].

In Sec. IV C, we addressed the purely spacelike scenario, governed by an involved dispersion relation. It was analyzed for two particular cases: (a) the perpendicular configuration, where $\mathbf{n} \cdot \mathbf{U} = 0$, and (b) the longitudinal configurations, $\mathbf{n} \cdot \mathbf{U} = \pm n|\mathbf{U}|$. In scenario (a), one finds $n_+^2 > 0$ for all frequencies, which indicates the absence of absorption for this mode. On the other hand, n_- becomes purely imaginary for $\omega < \omega_-$, with ω_- defined in Eq. (86). Absorption occurs in this range for the mode associated with n_- (see Fig. 8). Hence, dichroism and birefringence are expected in the regions $\omega < \omega_-$ and $\omega > \omega_-$, respectively. For scenario (b), the refractive index n_+ is always real, as well, while n_- exhibits two distinct branches separated by a frequency ω_0 given in Eq. (94). The upper branch, defined for $\omega < \omega_0$, is characterized by a region of sharp normal dispersion. In $\omega = \omega_0$, the refractive index n_- diverges. In the lower branch, the mode associated with n_- turns complex and returns to the propagation regime for $\omega > \omega_-$. This mode possesses different physical behaviors (propagation or absorption). Birefringence occurs for $\omega < \omega_0$ and $\omega > \omega_-$, while absorption takes place for $\omega_0 < \omega < \omega_-$. In both ranges, the rotatory power and dichroism coefficient are frequency-dependent.

In order to compare the spacelike configurations of the dimension-three and five MCFJ electrodynamics, we examined Figs. 2 and 8. The dimension-three model shows normal dispersion, while in the dimension-five framework modes emerge that exhibit both anomalous and normal dispersion. The absorption zones are qualitatively analogous to each other in both cases. Comparing Figs. 3 and 9, we notice that dimension-three and five modes are characterized by normal and anomalous dispersion, while only the higher-derivative model exhibits two branches of normal dispersion. In the limit of high frequencies, one has $n_{\pm}^2 \mapsto \mu\epsilon$ and $n_{\pm}^2 \mapsto 1$ for dimension-three and five MCFJ electrodynamics, respectively, allowing us to distinguish between the two models. Therefore, the presence of higher derivatives implies a richer plethora of frequency-dependent propagating modes.

ACKNOWLEDGMENTS

The authors express their gratitude to FAPEMA, CNPq and CAPES (Brazilian research agencies) for invaluable financial support. In particular, M.M.F. is supported by FAPEMA Universal 01187/18 and CNPq Produtividade 311220/2019-3. M.S. appreciates support by FAPEMA Universal 00830/19 and CNPq Produtividade 312201/2018-4. Furthermore, the authors are indebted to CAPES/Finance Code 001.

Appendix A: Covariant Maxwell equations in matter

Here we derive the Maxwell equations and the constitutive relations from Eqs. (2a) and (2b). Equation (2b) implies

$$G^{0i} = \frac{1}{2}\chi^{0i\alpha\beta}F_{\alpha\beta}, \quad (\text{A1a})$$

$$G^{0i} = \frac{1}{2}\chi^{0i0j}F_{0j} + \frac{1}{2}\chi^{0ij0}F_{j0} + \frac{1}{2}\chi^{0imn}F_{mn}, \quad (\text{A1b})$$

which can be simplified by using the symmetry properties of the tensor $\chi^{\mu\nu\rho\sigma}$, i.e., Eq. (3b). We also implement

$$F_{0i} = -F_{i0} = E^i, \quad F_{mn} = -\epsilon_{mnk}B^k, \quad (\text{A2})$$

where ϵ_{mnk} is the three-dimensional Levi-Civita symbol. Thus, Eq. (A1b) becomes

$$G^{0i} = -\chi^{0ij0}E^j - \frac{1}{2}\chi^{0imn}\epsilon_{mnk}B^k, \quad (\text{A3a})$$

$$G^{0i} = -D^i, \quad (\text{A3b})$$

where we have defined the electric displacement field D^i , which involves the medium's response to applied electromagnetic fields, as

$$D^i = \chi^{0ij0}E^j + \frac{1}{2}\chi^{0imn}\epsilon_{mnk}B^k. \quad (\text{A3c})$$

From Eq. (A3c) we can define the electric permittivity ϵ_{ij} as well as the tensor γ_{ij} describing the magnetic contribution to electric displacement field (see Eq. (1a)) as

$$\epsilon_{ij} \equiv \chi^{0ij0}, \quad \gamma_{ik} \equiv \frac{\chi^{0imn}\epsilon_{mnk}}{2}. \quad (\text{A4})$$

The antisymmetric nature of $\chi^{\mu\nu\alpha\beta}$ allows us to write

$$G^{\mu\nu} = -G^{\nu\mu}. \quad (\text{A5})$$

Now we can evaluate the components G^{ij} . In doing so, we get

$$G^{ij} = \frac{1}{2}\chi^{ij\alpha\beta}F_{\alpha\beta}, \quad (\text{A6a})$$

$$G^{ij} = \frac{1}{2}\chi^{ij0k}F_{0k} + \frac{1}{2}\chi^{ijk0}F_{k0} + \frac{1}{2}\chi^{ijmn}F_{mn}, \quad (\text{A6b})$$

which is recast by using Eq. (3b) as well as Eq. (A2). Then,

$$G^{ij} = -\chi^{ijk0} E^k - \frac{1}{2} \chi^{ijmn} \epsilon_{mnk} B^k. \quad (\text{A7})$$

In order to obtain a relation between G_{ij} and H^i similar to that between F_{ij} and B^i , let us now contract Eq. (A7) with ϵ_{ijl} such that

$$\epsilon_{ijl} G^{ij} = -\frac{2}{2} \epsilon_{ijl} \chi^{ijk0} E^k - \frac{2}{4} \epsilon_{ijl} \chi^{ijmn} \epsilon_{mnk} B^k, \quad (\text{A8})$$

where we introduced the factor (2/2) in each term of Eq. (A8). The motivation for including this extra factor of 2 will become clear shortly, as this manipulation allows us to write down an expression very similar to $F_{mn} = -\epsilon_{mnk} B^k$, but for the components G_{ij} and H^i . Thus, we define the magnetic permeability μ_{ij} as well as $\tilde{\gamma}_{ij}$ governing the electric contribution to the magnetic field (see Eq. (1b)) as

$$(\mu^{-1})_{lk} \equiv \frac{1}{4} \epsilon_{ijl} \chi^{ijmn} \epsilon_{mnk}, \quad \tilde{\gamma}_{lk} \equiv \frac{\epsilon_{ijl} \chi^{ijk0}}{2}. \quad (\text{A9})$$

Then Eq. (A8) simplifies as

$$\epsilon_{ijl} G^{ij} = -2(\mu^{-1})_{lk} B^k - 2\tilde{\gamma}_{lk} E^k, \quad (\text{A10a})$$

$$\epsilon_{ijl} G^{ij} = -2H^l, \quad (\text{A10b})$$

where we have defined the magnetic field H^l , which describes the medium's response to applied electromagnetic fields via

$$H^l = (\mu^{-1})_{lk} B^k + \tilde{\gamma}_{lk} E^k. \quad (\text{A10c})$$

Let us contract Eq. (A10b) with ϵ_{lmn} , whereupon

$$\epsilon_{lmn} \epsilon_{ijl} G^{ij} = -2\epsilon_{lmn} H^l, \quad (\text{A11a})$$

$$G^{mn} = -\epsilon_{mnl} H^l, \quad (\text{A11b})$$

where we have used Eq. (A5).

Now that we have expressed the constitutive relations in terms of the constitutive tensor $\chi^{\mu\nu\alpha\beta}$, we can derive the field equations associated with the Lagrange density of Eq. (2a). Thus, we start by rewriting Eq. (2a):

$$\begin{aligned} \mathcal{L} &= -\frac{1}{8} \chi^{\mu\nu\alpha\beta} F_{\alpha\beta} F_{\mu\nu} - A_\mu J^\mu \\ &= -\frac{1}{8} \chi^{\mu\nu\alpha\beta} \partial_\alpha A_\beta \partial_\mu A_\nu + \frac{1}{8} \chi^{\mu\nu\alpha\beta} \partial_\alpha A_\beta \partial_\nu A_\mu \\ &\quad + \frac{1}{8} \chi^{\mu\nu\alpha\beta} \partial_\beta A_\alpha \partial_\mu A_\nu - \frac{1}{8} \chi^{\mu\nu\alpha\beta} \partial_\beta A_\alpha \partial_\nu A_\mu \\ &\quad - A_\mu J^\mu. \end{aligned} \quad (\text{A12})$$

We rename the indices ($\nu \leftrightarrow \mu$) in the second and fourth term of Eq. (A12) and after that we employ the symmetry property of Eq. (3a). This gives us

$$\mathcal{L} = -\frac{1}{4} \chi^{\mu\nu\alpha\beta} \partial_\alpha A_\beta \partial_\mu A_\nu + \frac{1}{4} \chi^{\mu\nu\alpha\beta} \partial_\beta A_\alpha \partial_\mu A_\nu - A_\mu J^\mu, \quad (\text{A13})$$

which can be simplified by replacing $\alpha \leftrightarrow \beta$ in the second term and using Eq. (3b). Hence, we finally obtain

$$\mathcal{L} = -\frac{1}{2} \chi^{\mu\nu\alpha\beta} \partial_\alpha A_\beta \partial_\mu A_\nu - A_\mu J^\mu. \quad (\text{A14})$$

Using the Euler-Lagrange equations

$$\frac{\partial \mathcal{L}}{\partial A_\kappa} - \partial_\rho \left(\frac{\partial \mathcal{L}}{\partial (\partial_\rho A_\kappa)} \right) = 0, \quad (\text{A15})$$

one arrives at

$$\frac{\partial \mathcal{L}}{\partial (\partial_\rho A_\kappa)} = -\frac{1}{2} (\chi^{\beta\alpha\rho\kappa} \partial_\beta A_\alpha + \chi^{\rho\kappa\alpha\beta} \partial_\alpha A_\beta), \quad (\text{A16})$$

where we have relabeled $\mu \rightarrow \beta$, $\nu \rightarrow \alpha$ in the first term on the right-hand side. Now, we also implement Eq. (3c) in the first contribution, and in the second term we take advantage of Eq. (3b). Therefore, Eq. (A16) provides

$$\frac{\partial \mathcal{L}}{\partial (\partial_\rho A_\kappa)} = -\frac{1}{2} \chi^{\rho\kappa\beta\alpha} F_{\beta\alpha} = -G^{\rho\kappa}, \quad (\text{A17})$$

and one also finds

$$\frac{\partial \mathcal{L}}{\partial A_\kappa} = -J^\mu \delta_{\mu\kappa} = -J^\kappa. \quad (\text{A18})$$

So using Eqs. (A17) and (A18) in Eq. (A15), we finally obtain the covariant form of the Maxwell equations in simple matter:

$$\partial_\rho G^{\rho\kappa} = J^\kappa. \quad (\text{A19})$$

Taking $\kappa = 0$, one finds Gauss' law:

$$\partial_i G^{i0} = J^0, \quad (\text{A20a})$$

$$\nabla \cdot \mathbf{D} = \rho, \quad (\text{A20b})$$

where we have employed Eq. (A3b) and $J^\mu = (\rho, \mathbf{J})$. Ampère's law is obtained by taking $\kappa = i$ in Eq. (A19), that is

$$\partial_0 G^{0i} + \partial_j G^{ji} = J^i, \quad (\text{A21a})$$

$$\partial_t (-D^i) - \partial_j (\epsilon_{jik} H^k) = J^i, \quad (\text{A21b})$$

where we have used Eqs. (A3b), (A5), and (A11b). Applying further simplifications to Eq. (A21b), yields

$$\epsilon_{ijk} \partial_j H^k - \partial_t D^i = J^i, \quad (\text{A22a})$$

$$\nabla \times \mathbf{H} - \partial_t \mathbf{D} = \mathbf{J}. \quad (\text{A22b})$$

Appendix B: Rotatory power and dichroism coefficient

As mentioned at the end of Sec. II, when the propagating modes resulting from an electromagnetic theory are

left- and right-handed circularly polarized waves, birefringence is characterized in terms of the rotatory power while absorption is described via the dichroism coefficient, presented in Eqs. (8) and (9), respectively. Such relations can be derived by means of the polarization vectors of a wave traveling through a medium. Consider, for instance, a linearly polarized wave propagating through a medium along the z axis. Hence, the initial electric field can be written as

$$\mathbf{E}_i = \mathbf{E}_{0i} e^{i(kz - \omega t)}, \quad (\text{B1a})$$

with the polarization vector (for an electric field pointing along the x axis):

$$\mathbf{E}_{0i} = \begin{pmatrix} 1 \\ 0 \\ 0 \end{pmatrix} = \frac{1}{2} \begin{pmatrix} 1 \\ -i \\ 0 \end{pmatrix} + \frac{1}{2} \begin{pmatrix} 1 \\ i \\ 0 \end{pmatrix}, \quad (\text{B1b})$$

which corresponds to the sum of polarization vectors associated with left- and right-handed circular polarizations. After the wave passes through a distance z in the medium, the final electric field is a linear combination of two components, \mathbf{E}_+ and \mathbf{E}_- , with the wave vectors \mathbf{k}_+ and \mathbf{k}_- , respectively. One then has

$$\begin{aligned} \mathbf{E}_f &= \mathbf{E}_+ e^{i(k_+ z - \omega t)} + \mathbf{E}_- e^{i(k_- z - \omega t)} \\ &= \frac{1}{2} \begin{pmatrix} 1 \\ i \\ 0 \end{pmatrix} e^{ik_+ z} e^{-i\omega t} + \frac{1}{2} \begin{pmatrix} 1 \\ -i \\ 0 \end{pmatrix} e^{ik_- z} e^{-i\omega t}, \end{aligned} \quad (\text{B2})$$

which can be cast into the form

$$\begin{aligned} \mathbf{E}_f &= \frac{1}{2} e^{i\psi} e^{-i\omega t} \left[e^{-i\theta} \begin{pmatrix} 1 \\ i \\ 0 \end{pmatrix} + e^{i\theta} \begin{pmatrix} 1 \\ -i \\ 0 \end{pmatrix} \right] \\ &= e^{i\psi} e^{-i\omega t} \begin{pmatrix} \cos \theta \\ \sin \theta \\ 0 \end{pmatrix}, \end{aligned} \quad (\text{B3a})$$

with the quantities

$$\theta \equiv -\frac{(k_+ - k_-)z}{2}, \quad (\text{B3b})$$

$$\psi \equiv \frac{(k_+ + k_-)z}{2}. \quad (\text{B3c})$$

Notice that Eq. (B3a) describes a linearly polarized wave whose polarization vector is rotated by an angle θ . From Eq. (B3b), one obtains

$$\theta = -\frac{(n_+ - n_-)z\omega}{2}, \quad (\text{B4})$$

where we have used $\mathbf{k} = \omega \mathbf{n}$. In general, the refractive indices can be complex quantities. Because of this, one can infer from Eq. (B4)

$$\frac{\theta}{z} = -\frac{\omega}{2} [\text{Re}(n_+) + i\text{Im}(n_+) - \text{Re}(n_-) - i\text{Im}(n_-)], \quad (\text{B5})$$

from which we define the specific rotatory power stated in Eq. (8) as well as the dichroism coefficient of Eq. (9). Notice that when the medium is nonbirefringent, $\theta = 0$ and $\psi = kz$. Then, the form of Eq. (B1a) is recovered from Eq. (B3a).

-
- [1] J.D. Jackson, *Classical Electrodynamics*, 3rd ed. (John Wiley & Sons, New York, 1999).
- [2] A. Zangwill, *Modern Electrodynamics* (Cambridge University Press, New York, 2012).
- [3] L.D. Landau and E.M. Lifshitz, *Electrodynamics of Continuous Media, Course of Theoretical Physics, Vol. 8*, 2nd ed. (Pergamon Press, New York, 1984).
- [4] A.K. Bain, *Crystal optics, Properties and Applications* (Wiley-VCH Verlag GmbH & Co. KGaA, Germany, 2019).
- [5] G.R. Fowles, *Introduction to modern optics*, 2nd ed. (Dover Publications, INC., New York, 1975).
- [6] A.A. Kurmanov, N.A. Ispulov, A. Qadir, A.Zh Zhumabekov, S.N. Sarymova, and K.R. Dossumbekov, "Propagation of electromagnetic waves in stationary anisotropic media," *Phys. Scr.* **96**, 085505 (2021).
- [7] I. Yakov, "Dispersion relation for electromagnetic waves in anisotropic media," *Phys. Lett. A* **374**, 1113 (2010).
- [8] K. Halterman, M. Alidoust, and A. Zyuzin, "Epsilon-near-zero response and tunable perfect absorption in Weyl semimetals," *Phys. Rev. B* **98**, 085109 (2018).
- [9] R. Zu, M. Gu, L. Min, C. Hu, N. Ni, Z. Mao, J.M. Rondinelli, and V. Gopalan, "Comprehensive anisotropic linear optical properties of Weyl semimetals, TaAs and NbAs," *Phys. Rev. B* **103**, 165137 (2021).
- [10] J. Krupka, "Measurement of the complex permittivity, initial permeability, permeability tensor and ferromagnetic linewidth of gyromagnetic materials," *Meas. Sci. Technol.* **29**, 092001 (2018).
- [11] J. Krupka, A. Pacewicz, B. Salski, P. Kopyt, J. Bourhill, M. Goryachev, and M. Tobar, "Electrodynamic improvements to the theory of magnetostatic modes in ferrimagnetic spheres and their applications to saturation magnetization measurements," *J. Magn. Magn. Mater* **487**, 165331 (2019).
- [12] Y.T. Aladadi and M.A.S. Alkanhal, "Classification and characterization of electromagnetic materials," *Sci. Rep.* **10**, 11406 (2020).
- [13] A.H. Sihvola and I.V. Lindell, "Bi-isotropic constitutive relations," *Microw. Opt. Technol. Lett.* **4**, 295 (1991).
- [14] S. Ougier, I. Chenerie, A. Sihvola, and A.C. Priou, "Propagation in bi-isotropic media: effect of different for-

- malisms on the propagation analysis,” *Prog. Electromag. Res.* **09**, 19 (1994).
- [15] J.F. Nieves and P.B. Pal, “Third electromagnetic constant of an isotropic medium,” *Am. J. Phys.* **62**, 207 (1994).
- [16] P. Hillion, “Manifestly covariant formalism for electromagnetism in chiral media,” *Phys. Rev. E* **47**, 1365 (1993).
- [17] R. Li, J. Wang, X.-L. Qi, and S.-C. Zhang, “Dynamical Axion Field in Topological Magnetic Insulators,” *Nature Phys.* **6**, 284 (2010).
- [18] A. Martín-Ruiz, M. Cambiaso, and L.F. Urrutia, “The magnetoelectric coupling in electrodynamics,” *Int. J. Mod. Phys. A* **34**, 1941002 (2019).
- [19] A. Martín-Ruiz, M. Cambiaso, and L.F. Urrutia, “Electro- and magnetostatics of topological insulators as modeled by planar, spherical, and cylindrical θ boundaries: Green’s function approach,” *Phys. Rev. D* **93**, 045022 (2016).
- [20] A. Lakhtakia and T.G. Mackay, “Classical electromagnetic model of surface states in topological insulators,” *J. Nanophoton.* **10**, 033004 (2016).
- [21] T.M. Melo, D.R. Viana, W.A. Moura-Melo, J.M. Fonseca, and A.R. Pereira, “Topological cutoff frequency in a slab waveguide: penetration length in topological insulator walls,” *Phys. Lett. A* **380**, 973 (2016).
- [22] Z.-X. Li, Y. Cao, and P. Yan, “Topological insulators and semimetals in classical magnetic systems,” *Phys. Rep.* **915**, 1 (2021).
- [23] C.A.A. de Carvalho, “Relativistic electron gas: a candidate for nature’s left-handed materials,” *Phys. Rev. D* **93**, 105005 (2016); E. Reyes-Gómez, L.E. Oliveira, and C.A.A. de Carvalho, “The electromagnetic response of a relativistic Fermi gas at finite temperatures: applications to condensed-matter systems,” *EPL* **114**, 17009 (2016).
- [24] A. Sekine and K. Nomura, “Axion electrodynamics in topological materials,” *J. Appl. Phys.* **129**, 141101 (2021).
- [25] M.E. Tobar, B.T. McAllister, and M. Goryachev, “Modified axion electrodynamics as impressed electromagnetic sources through oscillating background polarization and magnetization,” *Phys. Dark Univ.* **26**, 100339 (2019).
- [26] L.H.C. Borges, A.G. Dias, A.F. Ferrari, J.R. Nascimento, and A.Yu. Petrov, “Generation of axionlike couplings via quantum corrections in a Lorentz-violating background,” *Phys. Rev. D* **89**, 045005 (2014).
- [27] M.E. Tobar, P. Wolf, A. Fowler, and J.G. Hartnett, “New methods of testing Lorentz violation in electrodynamics,” *Phys. Rev. D* **71**, 025004 (2005).
- [28] Q.G. Bailey and V.A. Kostelecký, “Lorentz-violating electrostatics and magnetostatics,” *Phys. Rev. D* **70**, 076006 (2004).
- [29] J. Gratus, V. Perlick, and R.W. Tucker, “On the self-force in Bopp-Podolsky electrodynamics,” *J. Phys. A: Math. Theor.* **48**, 435401 (2015).
- [30] A.E. Zayats, “Self-interaction in the Bopp-Podolsky electrodynamics: can the observable mass of charged particle depend on its acceleration?,” *Ann. Phys.* **342**, 11 (2014).
- [31] B. Podolsky, “A generalized electrodynamics part I – non-quantum,” *Phys. Rev.* **62**, 68 (1942).
- [32] B. Podolsky and C. Kikuchi, “A generalized electrodynamics part II – quantum,” *Phys. Rev.* **65**, 228 (1944).
- [33] D.R. Granado, A.J.G. Carvalho, A.Yu. Petrov, and P.J. Porfirio, “Podolsky electrodynamics from a condensation of topological defects,” *EPL* **129**, 51001 (2020).
- [34] C.-R. Ji, A. T. Suzuki, J. H. Sales, R.Thibes, “Pauli-Villars regularization elucidated in Bopp-Podolskys generalized electrodynamics,” *Eur. Phys. J. C.* **79**, 871 (2019); I. G. Oliveira, J. H. Sales, R. Thibes, “Bopp-Podolsky scalar electrodynamics propagators and energy-momentum tensor in covariant and light-front coordinates”, *Eur. Phys. J. Plus* **135**, 713 (2020).
- [35] C.A. Bonin, B.M. Pimentel, and P.H. Ortega, “Multipole expansion in generalized electrodynamics,” *Int. J. M. Phys. A* **34**, 1950134 (2019).
- [36] T.D. Lee and G.C. Wick, “Negative metric and the unitarity of the S-matrix,” *Nucl. Phys. B* **9**, 209 (1969).
- [37] T.D. Lee and G.C. Wick, “Finite theory of quantum electrodynamics,” *Phys. Rev. D* **2**, 1033 (1970).
- [38] R. Turcati and M.J. Neves, “Probing features of the Lee-Wick quantum electrodynamics,” *Adv. High Energy Phys.* **2014**, 153953 (2014).
- [39] A. Accioly, P. Gaete, J.A. Helayël-Neto, E. Scatena, and R. Turcati, “Investigations in the Lee-Wick electrodynamics,” *Mod. Phys. Lett. A* **26**, 1985 (2011).
- [40] R. Turcati and M.J. Neves, “Complex-mass shell renormalization of the higher-derivative electrodynamics,” *Eur. Phys. J. C* **76**, 456 (2016).
- [41] L.H.C. Borges, F.A. Barone, C.A.M. de Melo, and F.E. Barone, “Higher order derivative operators as quantum corrections,” *Nucl. Phys. B* **944**, 114634 (2019).
- [42] V.A. Kostelecký and S. Samuel, “Spontaneous breaking of Lorentz symmetry in string theory,” *Phys. Rev. D* **39**, 683 (1989); V.A. Kostelecký and R. Potting, “CPT and strings,” *Nucl. Phys. B* **359**, 545 (1991); V.A. Kostelecký and R. Potting, “CPT, strings, and meson factories,” *Phys. Rev. D* **51**, 3923 (1995).
- [43] D. Colladay and V.A. Kostelecký, “CPT violation and the standard model,” *Phys. Rev. D* **55**, 6760 (1997); D. Colladay and V.A. Kostelecký, “Lorentz-violating extension of the standard model,” *Phys. Rev. D* **58**, 116002 (1998); S. Coleman and S.L. Glashow, “High-energy tests of Lorentz invariance,” *Phys. Rev. D* **59**, 116008 (1999).
- [44] V.A. Kostelecký and M. Mewes, “Cosmological constraints on Lorentz violation in electrodynamics,” *Phys. Rev. Lett.* **87**, 251304 (2001); V.A. Kostelecký and M. Mewes, “Signals for Lorentz violation in electrodynamics,” *Phys. Rev. D* **66**, 056005 (2002); V.A. Kostelecký and M. Mewes, “Sensitive polarimetric search for relativity violations in gamma-ray bursts,” *Phys. Rev. Lett.* **97**, 140401 (2006).
- [45] C.A. Escobar and M.A.G. Garcia, “Full CPT-even photon sector of the standard model extension at finite temperature,” *Phys. Rev. D* **92**, 025034 (2015); A. Martín-Ruiz and C.A. Escobar, “Casimir effect between ponderable media as modeled by the standard model extension,” *Phys. Rev. D* **94**, 076010 (2016).
- [46] P.R.A. Souza, A.F. Santos, and Faqir C. Khanna, “Effects of the CPT-even and Lorentz violation on the Bhabha scattering at finite temperature,” *Ann. Phys.* **428**, 168451 (2021); P.R.A. Souza, A.F. Santos, S.C. Ulhoa and Faqir C. Khanna, “On Lorentz violation in $e^- + e^+ \rightarrow \mu^- + \mu^+$ scattering at finite temperature”, *Phys. Lett. B* **791**, Pages 195 (2019).
- [47] T. Prudencio, H. Belich, “Non-orthogonality and κ -dependence eccentricity of polarized electromagnetic waves in CPT-even Lorentz violation”, *Adv. High Energy Phys.* **2017** 3050724 (2017); K. Bakke, H. Belich,

- “Relativistic geometric quantum phases from the Lorentz symmetry violation effects in the CPT-even gauge sector of Standard Model Extension”, *Int. J. Mod. Phys. A* **30**, 1550197 (2015); R. L. L. Vitoria, H. Belich, K. Bakke, Coulomb-type interaction under Lorentz symmetry breaking effects”, *Advances in High Energy Physics* **2017**, 6893084 (2017).
- [48] S.M. Carroll, G.B. Field, and R. Jackiw, “Limits on a Lorentz- and parity-violating modification of electrodynamics,” *Phys. Rev. D* **41**, 1231 (1990); A.A. Andrianov and R. Soldati, “Lorentz symmetry breaking in Abelian vector-field models with Wess-Zumino interaction,” *Phys. Rev. D* **51**, 5961 (1995); A.A. Andrianov and R. Soldati, “Patterns of Lorentz symmetry breaking in QED by CPT-odd interaction,” *Phys. Lett. B* **435**, 449 (1998); A.A. Andrianov, R. Soldati, and L. Sorbo, “Dynamical Lorentz symmetry breaking from a (3+1)-dimensional axion-Wess-Zumino model,” *Phys. Rev. D* **59**, 025002 (1998).
- [49] J. Alfaro, A.A. Andrianov, M. Cambiaso, P. Giacconi, and R. Soldati, “Bare and induced Lorentz and CPT invariance violations in QED,” *Int. J. Mod. Phys. A* **25**, 3271 (2010); A.A. Andrianov, D. Espriu, P. Giacconi, and R. Soldati, “Anomalous positron excess from Lorentz-violating QED,” *JHEP* **09**, 057 (2009); A.P. Baëta Scarpelli, H. Belich, J.L. Boldo, and J.A. Helayël-Neto, “Aspects of causality and unitarity and comments on vortexlike configurations in an Abelian model with a Lorentz-breaking term,” *Phys. Rev. D* **67**, 085021 (2003).
- [50] Z. Qiu, G. Cao, and X.-G. Huang, “Electrodynamics of chiral matter,” *Phys. Rev. D* **95**, 036002 (2017).
- [51] K. Fukushima, D.E. Kharzeev, and H.J. Warringa, “Chiral magnetic effect,” *Phys. Rev. D* **78**, 074033 (2008).
- [52] D.E. Kharzeev, “The chiral magnetic effect and anomaly-induced transport,” *Prog. Part. Nucl. Phys.* **75**, 133 (2014).
- [53] D.E. Kharzeev, J. Liao, S.A. Voloshin, and G. Wang, “Chiral magnetic and vortical effects in high-energy nuclear collisions – a status report”, *Prog. Part. Nucl. Phys.* **88**, 1 (2016).
- [54] D. Kharzeev, K. Landsteiner, A. Schmitt, and H.U. Yee, *Strongly Interacting Matter in Magnetic Fields*, Lect. Notes Phys. **871** (Springer-Verlag, Berlin · Heidelberg, 2013).
- [55] A.A. Zyuzin and A.A. Burkov, “Topological response in Weyl semimetals and the chiral anomaly,” *Phys. Rev. B* **86**, 115133 (2012).
- [56] V.A. Kostelecký and M. Mewes, “Electrodynamics with Lorentz-violating operators of arbitrary dimension,” *Phys. Rev. D* **80**, 015020 (2009); M. Mewes, “Higher-order Lorentz violation,” in *Proceedings of the 6th Meeting on CPT and Lorentz Symmetry*, V.A. Kostelecký, ed. (World Scientific, Singapore, 2014); Y. Ding and V.A. Kostelecký, “Lorentz-violating spinor electrodynamics and Penning traps,” *Phys. Rev. D* **94**, 056008 (2016); V.A. Kostelecký and Z. Li, “Gauge field theories with Lorentz-violating operators of arbitrary dimension,” *Phys. Rev. D* **99**, 056016 (2019).
- [57] M. Mewes, “Optical-cavity tests of higher-order Lorentz violation,” *Phys. Rev. D* **85**, 116012 (2012).
- [58] M. Schreck, “Quantum field theoretic properties of Lorentz-violating operators of nonrenormalizable dimension in the photon sector,” *Phys. Rev. D* **89**, 105019 (2014).
- [59] R.C. Myers and M. Pospelov, “Ultraviolet Modifications of Dispersion Relations in Effective Field Theory,” *Phys. Rev. Lett.* **90**, 211601 (2003).
- [60] C.M. Reyes, “Unitarity in higher-order Lorentz-invariance violating QED,” *Phys. Rev. D* **87**, 125028 (2013).
- [61] R. Casana, M.M. Ferreira Jr., L. Lisboa-Santos, F.E.P. dos Santos, and M. Schreck, “Maxwell electrodynamics modified by CPT-even and Lorentz-violating dimension-6 higher-derivative terms,” *Phys. Rev. D* **97**, 115043 (2018).
- [62] M.M. Ferreira Jr., L. Lisboa-Santos, R.V. Maluf, and M. Schreck, “Maxwell electrodynamics modified by a CPT-odd dimension-five higher-derivative term,” *Phys. Rev. D* **100**, 055036 (2019).
- [63] L.H.C. Borges, A.F. Ferrari, and F.A. Barone, “New effects in the interaction between electromagnetic sources mediated by nonminimal Lorentz violating interactions,” *E. Phys. J. C* **76**, 599 (2016).
- [64] A.A.A. Filho and R.V. Maluf, “Thermodynamic properties in higher-derivative electrodynamics,” *Braz. J. Phys.* **51**, 820 (2021); A.A.A. Filho and J.A.A.S. Reis, “Thermal aspects of interacting quantum gases in Lorentz-violating scenarios,” *Eur. Phys. J. Plus* **136**, 310 (2021).
- [65] E. Passos, E.M.C. Abreu, M.A. Anacleto, F.A. Brito, C. Wotzasek, and C.A.D. Zarro, “Lifshitz-scaling to Lorentz-violating high derivative operator and gamma-ray bursts,” *Phys. Rev. D* **93**, 085022 (2016).
- [66] A.F. Ferrari, J.R. Nascimento, and A.Yu. Petrov, “Radiative corrections and Lorentz violation,” *Eur. Phys. J. C* **80**, 459 (2020); T. Mariz, J.R. Nascimento, A.Yu. Petrov, and C.M. Reyes, “Quantum aspects of the higher-derivative Lorentz-breaking extension of QED,” *Phys. Rev. D* **99**, 096012 (2019); L.H.C. Borges, A.G. Dias, A.F. Ferrari, J.R. Nascimento, and A.Yu. Petrov, “Generation of higher derivatives operators and electromagnetic wave propagation in a Lorentz-violation scenario,” *Phys. Lett. B* **756**, 332 (2016).
- [67] J. Shibata, A. Takeuchi, H. Kohno, and G. Tatara, “Theory of electromagnetic wave propagation in ferromagnetic Rashba conductor,” *J. App. Phys.* **123**, 063902 (2018).
- [68] P.D.S. Silva, M.M. Ferreira Jr., M. Schreck, and L.F. Urrutia, “Magnetic-conductivity effects on electromagnetic propagation in dispersive matter,” *Phys. Rev. D* **102**, 076001 (2020).
- [69] S. Kaushik, D.E. Kharzeev, and E.J. Philip, “Transverse chiral magnetic photocurrent induced by linearly polarized light in mirror-symmetric Weyl semimetals,” *Phys. Rev. Res.* **2**, 042011(R) (2020).
- [70] E.J. Post, *Formal Structure of Electromagnetics: General Covariance and Electromagnetics* (Dover Publications Inc., Mineola, New York, 1997); P. Penfield Jr. and H.A. Haus, *Electrodynamics of Moving Media*, MIT Press research monographs **40** (The MIT Press, Cambridge, MA, 1967).
- [71] B. Yan and C. Felser, “Topological Materials: Weyl Semimetals,” *Ann. Rev. Condensed Matter Phys.* **8**, 337 (2017); H. Gao, J.W.F. Venderbos, Y. Kim, and A.M. Rappe, “Topological Semimetals from first-principles,” *Ann. Rev. Condensed Matter Phys.* **49**, 153 (2019).
- [72] A.G. Grushin, “Consequences of a condensed matter realization of Lorentz-violating QED in Weyl semi-metals,”

- [Phys. Rev. D **86**, 045001 \(2012\)](#).
- [73] J. Behrends, S. Roy, M.H. Kolodrubetz, J.H. Bardarson, and A.G. Grushin, “Landau levels, Bardeen polynomials, and Fermi arcs in Weyl semimetals: Lattice-based approach to the chiral anomaly,” [Phys. Rev. B **99**, 140201 \(2019\)](#).
- [74] R.A. Shelby, D.R. Smith, and S. Schultz, “Experimental Verification of a Negative Index of Refraction,” [Science **292**, 77 \(2001\)](#).
- [75] P.M. Valanju, R.M. Walser, and A.P. Valanju, “Wave Refraction in Negative-Index Media: Always Positive and Very Inhomogeneous,” [Phys. Rev. Lett. **88**, 187401 \(2002\)](#).
- [76] R.S. Kshetrimayum, “A brief intro to metamaterials,” [IEEE Potentials **23**, 44 \(2004\)](#).
- [77] V.A. Kostelecký and N. Russell, “Data tables for Lorentz and *CPT* violation,” arXiv:0801.0287 [hep-ph]; V.A. Kostelecký and N. Russell, “Data tables for Lorentz and *CPT* violation,” [Rev. Mod. Phys. **83**, 11 \(2011\)](#).