

Retrieval of single photons from solid-state quantum transducers

Tom Schmit,¹ Luigi Giannelli,^{1,2,3} Anders Søndberg Sørensen,⁴ and Giovanna Morigi¹

¹*Theoretical Physics, Department of Physics, Saarland University, 66123 Saarbrücken, Germany*

²*Dipartimento di Fisica e Astronomia "Ettore Majorana",
Università Catania, Via S.Sofia 64, 95123 Catania, Italy*

³*INFN, Sez. Catania, 95123 Catania, Italy*

⁴*Center for Hybrid Quantum Networks (Hy-Q), Niels Bohr Institute,
University of Copenhagen, Blegdamsvej 17, DK-2100 Copenhagen Ø, Denmark*

(Dated: August 3, 2021)

Quantum networks using photonic channels require control of the interactions between the photons, carrying the information, and the elements comprising the nodes. In this work we theoretically analyse the spectral properties of an optical photon emitted by a solid-state quantum memory, which acts as a converter of a photon absorbed in another frequency range. We determine explicitly the expression connecting the stored and retrieved excitation taking into account possible mode and phase mismatching of the experimental setup. The expression we obtain describes the output field as a function of the input field for a transducer working over a wide range of frequencies, from optical-to-optical to microwave-to-optical. We apply this result to analyse the photon spectrum and the retrieval probability as a function of the optical depth for microwave-to-optical transduction. In the absence of losses, the efficiency of the solid-state quantum transducer is intrinsically determined by the capability of designing the retrieval process as the time-reversal of the storage dynamics.

I. INTRODUCTION

Control of light-matter interactions is at the core of quantum technological applications [1]. Its realization requires the detailed understanding of photon absorption and emission processes in their microscopic details. This knowledge is a prerequisite for the implementation of quantum light sources for quantum sensors [2, 3] and for the realisation of protocols for quantum computation [4, 5] and quantum communication [6–11]. Furthermore, the control of the photon shape and frequency is essential for hybrid quantum networks, combining elements which work optimally in different frequency ranges [6, 12–14].

In quantum networks, information is stored in stable quantum mechanical excitations, which constitute the quantum memory [15]. In quantum memories for photons, for instance, the excitations can be the electronic transition of a single emitter [14, 16–18] or a spin wave of an emitters' ensemble [16, 19–22]. Among several realisations, solid-state quantum memories such as ensembles of Nitrogen-Vacancies in bulk diamond [16] and rare-earth ion-doped crystals [22] naturally provide large scattering cross sections and stable transitions [23–25]. Rare-earth ion-doped crystals, moreover, can have level structures that allow one to implement quantum transducers for single photons, enabling the transfer of information between different frequency ranges by means of appropriate storage and retrieval protocols [26–30] acting on different transitions. For storage and retrieval on the same transition, the optimal memory efficiency is typically achieved by having the retrieval process being the time reverse of the storage dynamics [31]. Photon storage followed by retrieval on a different internal transition however, generally implies that the retrieval process cannot be cast in terms of the time reversed storage dynamics. Moreover, the level structure might not warrant the optimal

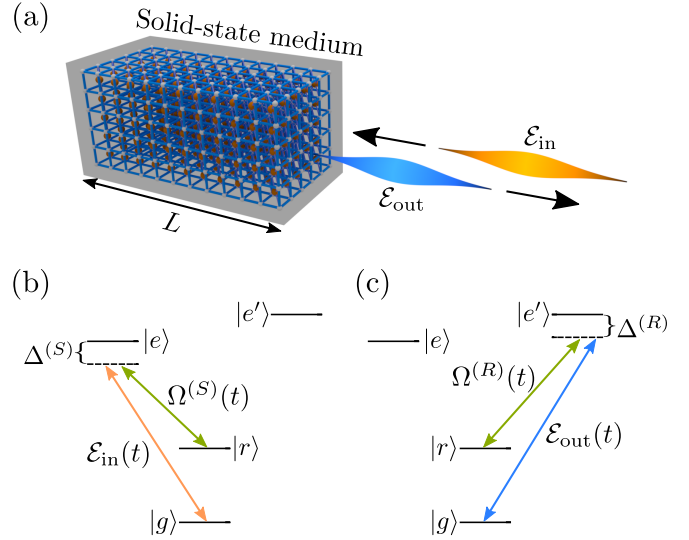


FIG. 1. (color online) Single-photon frequency conversion from a solid-state quantum memory. Wave-mixing at the single-photon level is enabled by the emitters' internal level structure. (a) The medium consists of quantum emitters which interact with quantum fields in different frequency ranges. L denotes the medium's length along the direction of photon propagation. (b) The incident photon field \mathcal{E}_{in} couples to the transition $|g\rangle \rightarrow |e\rangle$ and the storage pulse $\Omega^{(S)}$ transfers the excitation into the stable state $|r\rangle$. (c) The excitation is then transferred by the read pulse $\Omega^{(R)}$ to a different state $|e'\rangle$, which performs a transition to the state $|g\rangle$ by emitting the photon field \mathcal{E}_{out} . The frequency detunings $\Delta^{(S)}$ and $\Delta^{(R)}$ of the two transitions can be correlated. Write and read pulses can propagate at different group velocities than the incident and emitted photon, respectively.

conditions for realising the individual write or read protocols [24, 31–34], such as for instance that incident photon

and storage pulse might have different wave numbers and group velocities.

In this work we theoretically analyse the dynamics of retrieval of single photons emitted by a solid-state quantum memory as a function of the stored excitation and of the memory properties. In particular, we focus on questions relevant for quantum transducers employing different transitions in the emitters. The setup we consider is illustrated in Fig. 1. As opposed to previous studies, our analysis furthermore includes the effect of different group velocities and wave numbers between the photon and the read/write pulses. We finally analyse the efficiency of a solid-state quantum memory acting as a transducer from microwave to optical frequencies as in the protocols of Refs. [26, 27].

This manuscript is organized as follows. In Sec. II we review the basic equations describing the dynamics of a single photon which propagates in a solid-state quantum memory and determine the general solution. In Sec. III we derive the equations which relate the spectrum of the emitted photon with the spectrum of the input photon for a generic distribution of the emitters within the bulk material. In Sec. IV we analyse the spectrum of a retrieved optical photon when the stored excitation is in the microwave regime. The conclusions are drawn in Sec. V. The appendices provide details of the model of Sec. II and further details of the calculations presented in Sec. III.

II. SINGLE PHOTON PROPAGATING IN A SOLID-STATE MEDIUM

In this section we review the basic equations describing the interactions of the quantum field with an ensemble of emitters and then derive their generic solutions. In our study we start from the models and equations of Ref. [31, 37]. We note that in those treatments the dynamics of storage and retrieval are studied in a frame moving respectively with the write and read laser pulse. Here, we instead determine the expressions relating input field, stored excitation, and output field in the reference frame of the bulk embedding the emitters. This allows us to describe situations where different fields propagate at different group velocities.

A. Equations for field and polarization

We consider a solid-state quantum memory consisting of N quantum emitters embedded in a bulk. The relevant internal levels of the emitters form a four-level system as in Fig. 1. The ground state $|g\rangle$ couples to the states $|e\rangle$ and $|e'\rangle$ at transition frequencies $\omega_0^{(S)}$ and $\omega_0^{(R)}$, respectively. These transitions $|g\rangle \rightarrow |e\rangle$ and $|g\rangle \rightarrow |e'\rangle$ interact with photons propagating along the z -direction, while photon emission along other directions in space is included in the decay rate γ (γ') of the state $|e\rangle$ ($|e'\rangle$).

Below we introduce the basic equations describing the interaction between the transitions $|g\rangle \rightarrow |e\rangle$ and $|g\rangle \rightarrow |e'\rangle$ with the quantum fields. For $N \gg 1$ we introduce the operators $\hat{P}^{(S)}(z, t; \Delta)$ and $\hat{P}^{(R)}(z, t; \Delta)$ which describe the dynamics of an excitation in $|e\rangle$ and $|e'\rangle$, respectively. These operators give the polarization of the emitters at time t , detuning Δ , and at the position z on a coarse-grained spatial grid. The equations of motion are derived assuming small density fluctuations along z over a fraction of the resonant wavelength, as we review in appendix A. The polarization $\hat{P}^{(j)}(z, t; \Delta)$ couples to the operators $\hat{\mathcal{E}}_f^{(j)}(z, t)$ and $\hat{\mathcal{E}}_b^{(j)}(z, t)$ describing the forward and backward propagating fields, respectively. Their dynamics is given by the coupled Heisenberg equations of motion, which are linear in the operators. Since we will consider normally-ordered products, it is sufficient to consider the equations of motions of the corresponding complex amplitudes within the medium [31, 37]. These are

$$\left(\frac{\partial}{\partial t} + c^{(j)}\frac{\partial}{\partial z}\right)\mathcal{E}_f^{(j)} = i\mu_0^{(j)}Le^{-ik^{(j)}z} \quad (1a)$$

$$\times \int_{-\infty}^{+\infty} d\Delta G^{(j)}(z, \Delta)P^{(j)}(z, t; \Delta),$$

$$\left(\frac{\partial}{\partial t} - c^{(j)}\frac{\partial}{\partial z}\right)\mathcal{E}_b^{(j)} = i\mu_0^{(j)}Le^{ik^{(j)}z} \quad (1b)$$

$$\times \int_{-\infty}^{+\infty} d\Delta G^{(j)}(z, \Delta)P^{(j)}(z, t; \Delta),$$

$$\frac{\partial}{\partial t}P^{(S)} = -(\gamma/2 + i\Delta)P^{(S)} + i\mu_0^{(S)} \quad (1c)$$

$$\times \left(\mathcal{E}_f^{(S)}e^{ik^{(S)}z} + \mathcal{E}_b^{(S)}e^{-ik^{(S)}z}\right),$$

$$\frac{\partial}{\partial t}P^{(R)} = -(\gamma'/2 + i\Delta)P^{(R)} + i\mu_0^{(R)} \quad (1d)$$

$$\times \left(\mathcal{E}_f^{(R)}e^{ik^{(R)}z} + \mathcal{E}_b^{(R)}e^{-ik^{(R)}z}\right),$$

with $0 < z < L$, see appendix A for details. Here, $c^{(j)}$ is the group velocity, $k^{(j)} > 0$ is the wave number, and $\mu_0^{(j)}$ is the spectral bandwidth of the j -transition of the quantum memory ($j = S, R$) [32]:

$$\mu_0^{(j)} = g^{(j)}\sqrt{N},$$

where $g^{(j)}$ is the (real-valued) coupling constant between a single emitter and the resonant field modes and the factor \sqrt{N} accounts for the collective scattering. In the equations we have introduced the emitters distribution $G^{(j)}(z, \Delta)$, which is a function of their position along the z -axis and of their frequency shift Δ from the average frequency $\omega_0^{(j)}$. This function may include both reversible and irreversible inhomogeneous broadening and is discussed in the following section.

When analysing storage (retrieval) we will also consider a laser pulse coupling the state $|e\rangle$ ($|e'\rangle$) with a third stable level $|r\rangle$ as in the protocols of Refs. [33]. We will assume that this control field implements a π -pulse,

transferring the population from $|e\rangle$ to $|r\rangle$ or from $|r\rangle$ to $|e'\rangle$, on a time scale in which the coupling with the photon field can be neglected. Therefore, we can focus our analysis on Eqs. (1) and discuss separately the dynamics induced by the control field, see also Ref. [37].

B. Emitters' frequency distributions

The distributions $G^{(j)}(z, \Delta)$ are normalized according to the relation

$$\int_0^L dz \int_{-\infty}^{+\infty} d\Delta G^{(j)}(z, \Delta) = 1, \quad (2)$$

with $z \in [0, L]$. The generalized dependence of $G^{(j)}(z, \Delta)$ on both variables Δ and z allows one to describe all limiting cases considered in the literature, such as the Atomic Frequency Comb [34], transverse CRIB [33], and longitudinal CRIB [35].

For later convenience, we introduce the linear density of emitters $\tilde{n}(z)$, which is obtained by integrating the distribution G over the frequencies:

$$\tilde{n}^{(j)}(z) = \int_{-\infty}^{+\infty} d\Delta G^{(j)}(z, \Delta). \quad (3)$$

The density of emitters at frequency Δ is instead defined as

$$n^{(j)}(\Delta) = \int_0^L dz G^{(j)}(z, \Delta). \quad (4)$$

Both densities are normalized to unity. A further useful quantity is the maximal value of the density $n^{(j)}(\Delta)$, which we denote by $n_0^{(j)}$:

$$n_0^{(j)} = \max_{\Delta} n^{(j)}(\Delta). \quad (5)$$

This quantity does not necessarily coincide with the density $n^{(j)}(0)$ at the central frequency.

In general, one distinguishes reversible from intrinsic inhomogeneous broadening, where reversible inhomogeneous broadening is introduced and later reversed to control the emission process [31, 33–35] while intrinsic inhomogeneous broadening is a medium's property which limits the performance of quantum memory protocols. These different types of broadening can be included in this formalism by writing $\Delta = \Delta_0 + \Delta_1$ where Δ_ℓ follows the distribution $G_\ell^{(j)}(z, \Delta_\ell)$ and $\ell = 0$ ($\ell = 1$) labels the reversible (irreversible) broadening. Correspondingly,

$$G^{(j)}(z, \Delta) = \int_{-\infty}^{+\infty} d\Delta_0 \int_{-\infty}^{+\infty} d\Delta_1 \times G_1^{(j)}(z, \Delta_0) G_0^{(j)}(z, \Delta_1) \delta(\Delta - \Delta_0 - \Delta_1). \quad (6)$$

In several works the overall effect of the intrinsic inhomogeneous broadening is phenomenologically described by an effective dephasing rate [24, 26]. In the present paper the generic distribution $G^{(j)}(z, \Delta)$ includes both contributions, unless specified otherwise.

C. Formal solution

We analyse the solutions of Eqs. (1) by taking the Laplace transform with respect to time. In the following we omit the superscript (j) for brevity and write $\gamma = \gamma'$. Let $\bar{X}(u)$ be the Laplace transform of the function $X(t)$, such that $\bar{X}(u) = \int_{t_0}^{\infty} dt \exp(-ut) X(t)$. Here, t_0 is an initial time. The Laplace transform of the polarization is given by the equation

$$\bar{P}(z, u; \Delta) = \frac{P(z, t_0; \Delta) e^{-ut_0}}{u + i\Delta + \gamma/2} + i\mu_0 \frac{\bar{\mathcal{E}}_f e^{ikz} + \bar{\mathcal{E}}_b e^{-ikz}}{u + i\Delta + \gamma/2}, \quad (7)$$

and is a function of the polarization $P(z, t_0; \Delta)$ at $t = t_0$ and of the fields within the medium. The Laplace transforms of the backward and forward propagating fields read

$$\begin{aligned} \bar{\mathcal{E}}_f(z, u) &= \bar{\mathcal{E}}_f(0, u) e^{-H_f(z, u)} + \int_0^z \frac{dz'}{c} e^{-(H_f(z, u) - H_f(z', u))} \\ &\quad \times \left\{ \mathcal{E}_f(z', t_0) + i\mu_0 L \mathcal{P}_G(z', u) e^{-ikz'} \right\} e^{-ut_0}, \end{aligned} \quad (8)$$

$$\begin{aligned} \bar{\mathcal{E}}_b(z, u) &= \bar{\mathcal{E}}_b(L, u) e^{-H_b(z, u)} + \int_z^L \frac{dz'}{c} e^{-(H_b(z, u) - H_b(z', u))} \\ &\quad \times \left\{ \mathcal{E}_b(z', t_0) + i\mu_0 L \mathcal{P}_G(z', u) e^{ikz'} \right\} e^{-ut_0}, \end{aligned} \quad (9)$$

where $\bar{\mathcal{E}}_f(0, u)$ and $\bar{\mathcal{E}}_b(L, u)$ are the Laplace components at the medium edges and

$$\mathcal{P}_G(z, u) = \int d\Delta \frac{G(z, \Delta)}{u + i\Delta + \gamma/2} P(z, t_0; \Delta). \quad (10)$$

Here, we have discarded the coupling between the fields \mathcal{E}_f and \mathcal{E}_b mediated by the polarization. This approximation requires that the coherence length of the incident photon inside the medium is much longer than the photon's wavelength so that the emitters distribution varies slowly on the scale of a wavelength.

$$H_b(z, u) = \frac{u(L - z)}{c} + dh(z, u), \quad (11)$$

with

$$h(z, u) = \frac{1}{2\pi n_0} \int_z^L dz' \int d\Delta \frac{G(z', \Delta)}{u + i\Delta + \gamma/2}, \quad (12)$$

and $H_f(z, u) = H_b(0, u) - H_b(z, u)$. These functions depend on the dimensionless parameter

$$d = \frac{2\pi\mu_0^2 n_0}{c} L, \quad (13)$$

which we denote here by "optical depth". This definition is convenient when the broadening is larger than the damping γ , as we assume in this work. In this case, Eq. (21) below shows that the intensity of an incoming field is

reduced by a factor e^{-d} (i.e. d corresponds to $2d'$ in Ref. [36]), matching the standard definition of the experimentally observed optical depth. For a narrow distribution, however, the expression in Eq. (13) does not correspond to the observed optical depth.

III. STORAGE AND RETRIEVAL OF A SINGLE PHOTON

In this section we analyse the dynamics and efficiency of photon storage and retrieval using Eqs. (7)-(9). Storage and retrieval is here implemented by means of the fast protocol of Refs. [33, 37], where population is transferred from the state $|e\rangle$ to a stable state $|r\rangle$ by a very fast resonant pulse.

A. Storage

We consider a photon wave packet which propagates along the negative direction of the z -axis. In the following, we denote the emitters' distribution by $G^{(S)}(z, \Delta)$ and use the superscript (S) to indicate the storage dynamics. In this model the input photon is described by a complex field $\mathcal{E}_{\text{in}}(t)$ at the position $z = L$ of the medium and propagating in the backward direction:

$$\mathcal{E}_b^{(S)}(L, t) = \mathcal{E}_{\text{in}}(t),$$

for $t \geq t_0$ while at $t = t_0$ fields and polarization vanish inside the medium. The Laplace component of the backward field is given by

$$\bar{\mathcal{E}}_b^{(S)}(z, u) = \bar{\mathcal{E}}_{\text{in}}(u) e^{-H_b^{(S)}(z, u)}, \quad (14)$$

where $\bar{\mathcal{E}}_{\text{in}}(u)$ is the Laplace transform of the input field. The Laplace component of the polarization then reads

$$\bar{P}^{(S)}(z, u; \Delta) = i\mu_0^{(S)} \frac{\bar{\mathcal{E}}_b^{(S)}(z, u) e^{-ik^{(S)}z}}{u + i\Delta + \gamma/2}. \quad (15)$$

The polarization at the instant of time $t_S > t_0$ is the inverse Laplace transform of Eq. (15). We determine it using Eq. (14) in Eq. (15) and making the reasonable assumption that the distribution $G^{(S)}(z, \Delta)$ identically vanishes for $|\Delta| > \Delta_{\text{max}} > 0$, i.e. $G^{(S)}(z, \Delta)$ is different from zero only in the finite frequency interval $[-\Delta_{\text{max}}, \Delta_{\text{max}}]$ for some maximum detuning Δ_{max} . This allows us to perform the inverse Laplace transform of Eq. (15):

$$P^{(S)}(z, t_S; \Delta) = e^{-ik^{(S)}z} \int_{t_0}^{t_S} d\tau \mathcal{F}^{(S)}(z, t_S - \tau; \Delta) \mathcal{E}_{\text{in}}(\tau). \quad (16)$$

The polarization is thus the convolution integral of the input field with the function $\mathcal{F}^{(S)}$. The function $\mathcal{F}^{(S)}$, in

turn, describes the response of the medium and is given by the integral

$$\mathcal{F}^{(S)}(z, t; \Delta) = \frac{\mu_0^{(S)}}{2\pi} \int_C du \frac{e^{ut} e^{-H_b^{(S)}(z, u)}}{u + i\Delta + \gamma/2}, \quad (17)$$

where C is the path in the complex plane along the Bromwich contour. We remark that $\mathcal{F}^{(S)}(z, t; \Delta)$ vanishes for $t < (L - z)/c^{(S)}$, consistent with causality arguments.

1. Fast storage

Perfect storage is achieved when the backward field is completely mapped onto the polarization. A consequence is that at a given instant of time the field inside the medium must vanish. Following the fast protocol of Ref. [37], at this instant of time a fast control pulse transfers the excitation to a third, metastable level $|r\rangle$. Let $S(z, t; \Delta)$ denote the corresponding coarse-grained spin wave, and $k'^{(S)}$ be the wave number of the transition $|e\rangle \rightarrow |r\rangle$ at the central frequency. Then the polarization in Eq. (16) is mapped into the spin wave if the pulse area is π and the pulse duration is much smaller than the spectral width of the photon. The resulting spin wave reads (see appendix B for details)

$$S(z, t_0(z)^+; \Delta) = -ie^{ik'^{(S)}z} P^{(S)}(z, t_0(z); \Delta), \quad (18)$$

where $t_0(z) = t_0 + \delta t + (L - z)/c'^{(S)}$, δt is the time delay of the laser control pulse at $z = L$, and $c'^{(S)}$ is the group velocity in the corresponding frequency range. We note here that the classical control field may have, e.g., a different polarization than the quantum field. This means that if light is guided by an asymmetric waveguide of sufficiently small size, the quantum and control fields can have substantially different velocities in the waveguide. In the above expression we have assumed that the transfer is perfect and instantaneous over the time scale of the photon dynamics. If this transfer is not optimal, some population will remain in the state $|e\rangle$ and will be lost by damping.

We write the spin wave as a function of the incident field using Eq. (16) in Eq. (18):

$$S(z, t_0(z)^+; \Delta) = -i \frac{\mu_0^{(S)}}{2\pi} e^{i\delta k^{(S)}z} \times \int_C du \frac{e^{u(t_0 + \delta t)} e^{u(L - z)/c_{\text{eff}}^{(S)}} e^{-d^{(S)}h^{(S)}(z, u)}}{u + i\Delta + \gamma/2} \bar{\mathcal{E}}_{\text{in}}(u), \quad (19)$$

with $\delta k^{(j)} = k'^{(j)} - k^{(j)}$. The parameter $c_{\text{eff}}^{(j)}$ is an effective group velocity, defined as

$$\frac{1}{c_{\text{eff}}^{(j)}} = \frac{1}{c'^{(j)}} - \frac{1}{c^{(j)}}, \quad (20)$$

that can take both positive and negative values.

2. Transmitted field

Perfect storage implies that the field is absorbed by the medium, and thus the intensity at the opposite edge of the medium must vanish. In order to determine the intensity \mathcal{I}_0 at $z = 0$, we note that the Laplace component of the field corresponds to the Fourier component, namely

$$\bar{\mathcal{E}}_b^{(S)}(z, u)|_{u=-i\omega} = \sqrt{2\pi} \tilde{\mathcal{E}}_b^{(S)}(z, \omega),$$

where $\tilde{\mathcal{E}}_b^{(S)}(z, \omega)$ is the field Fourier component at position z . Therefore, the intensity \mathcal{I}_0 at $z = 0$ takes the form

$$\mathcal{I}_0 = \int d\omega \mathcal{I}(\omega),$$

where $\mathcal{I}(\omega) = |\tilde{\mathcal{E}}_b^{(S)}(0, \omega)|^2$ is the spectral component. Using Eq. (14) we find

$$\begin{aligned} \mathcal{I}(\omega) &= |\tilde{\mathcal{E}}_{\text{in}}(\omega)|^2 \\ &\times \exp\left(-d^{(S)} \int_{-\infty}^{+\infty} \frac{d\Delta}{2\pi} \frac{\gamma n^{(S)}(\Delta)/n_0^{(S)}}{(\Delta - \omega)^2 + (\gamma/2)^2}\right), \end{aligned} \quad (21)$$

with $d^{(S)}$ being the optical depth of Eq. (13). The field vanishes at the medium edge $z = 0$ when $\mathcal{I}(\omega) \approx 0$ for all frequency components. As seen from Eq. (21), for a broadened medium with constant density this leads to the inequality $d^{(S)} n^{(S)}(\omega)/n_0^{(S)} \gg 1$ for the frequencies ω of the photon wave packet. In essence this expresses that for a broadened medium an efficient memory can only be attained if there is a sufficiently large optical depth at the frequency of the incoming pulse. (We note that this is different for a homogeneously broadened medium where only the resonant optical depth needs to be large [31]). Furthermore, Eq. (17) enables one to identify the spatial size of the region where the photon is stored in the medium. For a uniform distribution $G^{(S)}$, the size is of the order of $L/d^{(S)}$. For $d^{(S)} \gg 1$ the photon is hence stored within a relatively small region close to the edge where it has entered the medium. The fraction of radiation that is lost by decay is of the order of γT_{coh} , where T_{coh} is the photon's coherence time. In this work we consider photons with relatively large spectral width $\delta\omega$, therefore $\gamma T_{\text{coh}} \ll 1$.

B. Retrieval

We now assume that at a given time after the photon has been stored another control pulse enters the medium

in the forward propagating direction (and thus counter-propagating with respect to the direction of incidence of the initial photon). The pulse has ideally an area of π for all emitters and transfers the spin-wave excitation into the polarization. In protocols like CRIB and AFC, moreover, an effective Hahn echo is implemented on the emitters' frequency distribution, ideally performing the transformation $\Delta \rightarrow -\Delta$. The underlying assumption is that the inhomogeneous broadening of storage and retrieval transitions are correlated and reversible since they are induced by some external field. This may or may not be true for a transducer where the electronic transitions for storage and retrieval can be different. In this case the correlations will depend on the microscopic mechanisms responsible for the broadening.

In the following we denote the transformation of the broadening between storage and retrieval by the generic map

$$\Delta \rightarrow p[\Delta],$$

which possibly includes imperfections in the realisation. The absence of correlations between storage and retrieval is recovered for $p[\Delta]$ taking random values within a given distribution, see appendix C.

The field emitted by the medium at $z = L$, $\bar{\mathcal{E}}_{\text{out}}(u) = \bar{\mathcal{E}}_f^{(R)}(L, u)$, depends on the stored polarization:

$$P^{(R)}(z, t_1(z)^+; p[\Delta]) = -e^{i(k'^{(S)} + k'^{(R)})z} P^{(S)}(z, t_0(z); \Delta). \quad (22)$$

Here $t_1(z) = T_1 + T_S + z/c'^{(R)}$, where T_1 is the instant of time at which the photon has been stored (see appendix B for details) and T_S is the storage time.

Using Eq. (22) one can now determine the explicit relation between input and output photon. For this purpose, we first observe that, since the forward field vanishes before the retrieval, the Fourier component $\tilde{\mathcal{E}}_{\text{out}}(\omega)$ corresponds to the Laplace component $\bar{\mathcal{E}}_{\text{out}}(u)$ taken at $u = -i\omega$, apart from a normalization factor. We now use Eqs. (14), (15), and (22) in Eq. (8) and obtain the integral relation [38]

$$\tilde{\mathcal{E}}_{\text{out}}(\omega) = \frac{1}{2\pi} \int_{-\infty}^{+\infty} d\omega' \mathcal{S}(\omega, \omega') \tilde{\mathcal{E}}_{\text{in}}(\omega'), \quad (23)$$

which connects the spectrum of the retrieved photon with the Fourier component of the input field $\tilde{\mathcal{E}}_{\text{in}}(\omega)$. The kernel $\mathcal{S}(\omega, \omega')$ is a function of the emitters' distributions $G^{(R)}$ and $G^{(S)}$ and takes the explicit form:

$$\mathcal{S}(\omega, \omega') = \frac{\sqrt{d^{(S)}d^{(R)}}}{2\pi n_0} \sqrt{\frac{c^{(S)}}{c^{(R)}}} e^{i\omega(T_1+T_S+L/c^{(R)})} e^{-i\omega'(T_1-L/c^{(S)})} \quad (24)$$

$$\times \int_0^L dz e^{i(\delta k^{(S)}+\delta k^{(R)})z} \int_{-\infty}^{+\infty} d\Delta \frac{G^{(R)}(z, p[\Delta]) e^{-i\omega(L-z)/c_{\text{eff}}^{(R)}} e^{-d^{(R)}h^{(R)}(z, -i\omega)} e^{-i\omega'(L-z)/c_{\text{eff}}^{(S)}} e^{-d^{(S)}h^{(S)}(z, -i\omega')}}{(i(p[\Delta] - \omega) + \gamma/2)(i(\Delta - \omega') + \gamma/2)}.$$

Retrieval protocols for quantum memories achieve largest efficiency when the retrieval process is effectively the time-reversed storage dynamics [31]. The efficiency is naturally going to be reduced when the process of storage and retrieval are quite different, such as in the case of a transducer. In the case of a solid-state medium, the internal transitions coupling with the incident field are different from the ones coupling with the emitted field. Correspondingly, the spectral bandwidths of the quantum memories can be different. In Eq. (24), for instance, this could lead to different optical depths for the storage and retrieval process. Moreover, depending on the configuration, the group velocity of the reading laser pulse can substantially differ from the group velocity of the emitted photon. Finally, the wave number $k^{(R)}$ of the reading pulse will be generally different from the wave number $k^{(S)}$ of the photon field. All these effects are accounted for in Eq. (24). We remark that in Eq. (24) we have taken the same maximal value of the density n_0 for storage and retrieval. Nevertheless, possible differences only amount to a rescaling of the distribution $G^{(R)}$. From now on we will also assume that $\gamma' = \gamma$. Differences in the damping mean that the losses from a finite pulse duration are different. Here we are mainly interested in the limitations from mode matching and we therefore restrict ourselves to this simplified description.

Spatially-independent inhomogeneous broadening

In order to provide an example, in what follows we determine the form of Eq. (24) for the case of the CRIB protocol when the emitters' distribution does not depend on the position z along the medium, $G^{(j)}(\Delta) = n^{(j)}(\Delta)/L$, but the distribution for storage and retrieval are correlated [34, 36]. Now Eq. (12) can be cast in the convenient form

$$h(z, -i\omega) = \mathcal{H}(\omega) \frac{L-z}{L} \approx \frac{L-z}{2L}, \quad (25)$$

where

$$\mathcal{H}(\omega) = \frac{1}{2\pi n_0} \int_{-\infty}^{+\infty} d\Delta \frac{n(\Delta)}{i(\Delta - \omega) + \gamma/2}. \quad (26)$$

This function takes the value 1/2 when the emitter density is constant over the spectral width of the photon [33, 34], which is the case we consider here.

We now consider the map $p[\Delta] = -\Delta$, assuming that the inhomogeneous broadening is perfectly reversible. After performing the integrals in Eq. (24), the kernel becomes

$$\mathcal{S}(\omega, \omega') = e^{i\omega(T_S+L/c^{(R)})} e^{i\omega' L/c^{(S)}} e^{i(\delta k^{(R)}+\delta k^{(S)})L} \frac{\sqrt{d^{(S)}d^{(R)}c^{(S)}/c^{(R)}}}{\gamma - i(\omega + \omega')} \cdot \frac{1 - e^{-i\mathcal{F}(\omega, \omega')}}{(d^{(R)} + d^{(S)})/2 + i\mathcal{F}(\omega, \omega')}, \quad (27)$$

where we have chosen the initial time t_0 such that $T_1 = 0$ and we have introduced the cutoff function

$$\mathcal{F}(\omega, \omega') = (\delta k^{(R)} + \delta k^{(S)})L + 2\pi(\omega/\omega^{(R)} + \omega'/\omega^{(S)}) \quad (28)$$

and the characteristic frequency ($j = R, S$):

$$\omega^{(j)} = 2\pi c_{\text{eff}}^{(j)}/L.$$

In order to understand the effect of the individual components in Eq. (27) let us first consider retrieval of the stored photon when $|e\rangle = |e'\rangle$. We assume mode matching, $\delta k = 0$, and non-vanishing characteristic frequencies, $\omega^{(S)} = \omega^{(R)} = \omega^{(0)}$, which corresponds to light propagation in an asymmetric waveguide of sufficiently small size.

In this case

$$\mathcal{S}_0(\omega, \omega') = e^{i\omega T_S} e^{i(\omega' + \omega)L/c'} \frac{1}{\gamma - i(\omega + \omega')} \quad (29)$$

$$\times \frac{1 - e^{-i2\pi(\omega + \omega')/\omega^{(0)}} e^{-d}}{1 + i2\pi(\omega + \omega')/(d\omega^{(0)})},$$

For $2\pi\gamma/(d\omega^{(0)}) \ll 1$ the term $(\gamma - i(\omega + \omega'))^{-1}$ behaves like a Dirac-delta function and one recovers the ideal case: the spectrum of the emitted photon is equal to the spectrum of the stored one and the single-photon retrieval probability,

$$\mathcal{W} = \int_{-\infty}^{+\infty} d\omega |\tilde{\mathcal{E}}_{\text{out}}(\omega)|^2, \quad (30)$$

approaches unity for $d \rightarrow \infty$ [33]. Mode mismatching, $\delta k \neq 0$, determines a characteristic length that shall be

compared with the size of the spatial region where the photon is stored, L/d . When $|\delta k|L/d \ll 1$ this effect can be discarded.

Deviations from these optimal conditions are found when the storage and retrieval processes are characterized by different parameters, as is the case for a quantum transducer. We first note that the phase-matching condition now requires minimizing the quantity $\delta k^{(R)} + \delta k^{(S)}$, which, depending on the specific scheme, might be even achieved by retrieving the photon in the same direction of incidence. We note, however, that if the storage and retrieval are in the same direction, the pulse will have to travel through an optically dense medium which reduces the possible efficiency [34].

In order to highlight the role of asymmetry we assume phase matching $\delta k^{(R)} + \delta k^{(S)} = 0$, $\omega^{(R)} = \omega^{(S)} = \omega^{(0)}$, and $c^{(S)} = c^{(R)}$, but different optical depths, $d^{(R)} \neq d^{(S)}$. We define the average optical depth $\bar{d} = (d^{(R)} + d^{(S)})/2$ and observe that the kernel can now be written in the same form as the ideal case, Eq. (27), with $d \rightarrow \bar{d}$, but multiplied by the overall factor $\sqrt{d^{(R)}d^{(S)}/\bar{d}}$. This factor leads to the scaling of the retrieval probability

$$\mathcal{W} \propto d^{(R)}d^{(S)}/\bar{d}^2.$$

The retrieval probability is thus reduced in schemes with very different optical depths for storage and retrieval. The inequality $\omega^{(R)} \neq \omega^{(S)}$ leads to a further reduction of the retrieval probability and modifies the spectrum of the output photon. The impact of this term scales with $(\omega^{(R)} - \omega^{(S)})/(\bar{d}\omega^{(R)}\omega^{(S)})$ and is reduced at sufficiently large average optical densities.

IV. OPTICAL PHOTON FROM A QUANTUM TRANSDUCER

In this section we analyse the retrieval dynamics when the storage process is done directly on the microwave transition between the stable states $|g\rangle$ and $|r\rangle$ in Fig. 1. Several protocols for quantum memories in the microwave regime use the coupling with a single-mode resonator [26, 27, 30], where the characteristic wavelengths are larger than the size of the medium. Under these conditions we assume that the microwave excitation is uniformly distributed along the medium and that a fast π -pulse propagating in the forward direction transfers it to the optical polarization, giving

$$P^{(R)}(z, t_1(z)^+; \Delta) = e^{ik'z} f(\Delta). \quad (31)$$

Here $t_1(z) = z/c^{(R)}$ and $f(\Delta)$ is a complex function that solely depends on Δ . It fulfils the normalization condition

$$\frac{L}{c^{(R)}} \int_0^L dz \int_{-\infty}^{+\infty} d\Delta G^{(R)}(z, \Delta) |f(\Delta)|^2 = 1, \quad (32)$$

corresponding to a perfect transfer from the spin wave. The wave number k' here also includes any possible contribution to the phase grating by the microwave storage

process. We assume that the function $f(\Delta)$ can depend on the inhomogeneous broadening of the optical transition. This can for instance be the case if there are correlations between the emitters' frequency distributions during the microwave storage and optical retrieval. Alternatively a non-trivial function $f(\Delta)$ may also arise if the broadening plays a role during the optical π -pulse. For a π -pulse of non-vanishing duration the transfer to the excited state will be influenced by the broadening, e.g., excitations stored in state $|r\rangle$ cannot be transferred to the excited state $|e'\rangle$ if it is too far detuned. This will lead both to a detuning dependent amplitude $f(\Delta)$ of the excitation and to a reduction of the transfer efficiency. The latter can be described by including a rescaling factor smaller than unity in Eq. (32). A full investigation of the excitation dynamics is beyond the scope of this work. For now we therefore restrict ourselves to the effect of the shape of $f(\Delta)$. Note that any reduction in efficiency due to finite excitation efficiency can always be accounted for by multiplying our results by that efficiency.

The Fourier component at frequency ω of the output field is found by using Eq. (31) in Eq. (8) as well as the correspondence with the Laplace component. It takes the form

$$\tilde{\mathcal{E}}_{\text{out}}(\omega) = \int_{-\infty}^{+\infty} d\Delta \mathcal{M}(\omega, \Delta) f(\Delta), \quad (33)$$

with the integral kernel

$$\mathcal{M}(\omega, \Delta) = \frac{i\mu_0 L}{\sqrt{2\pi c}} e^{i\omega L/c'} \int_0^L dz e^{i\delta k z} G(z, \Delta) \quad (34)$$

$$\times \frac{e^{-i\omega(L-z)/c_{\text{eff}}} e^{-d h(z, -i\omega)}}{i(\Delta - \omega) + \gamma/2},$$

and we have dropped the label R , since now all parameters refer to the retrieval dynamics.

In the following we assume a spatially-independent inhomogeneous broadening, corresponding to $G(z, \Delta) = n(\Delta)/L$. In order to keep the discussion simple, we further neglect $\delta k L$. In this case Eq. (33) simplifies to

$$\tilde{\mathcal{E}}_{\text{out}}(\omega) = i\sqrt{\frac{dn_0 L}{c}} \mathcal{C}(\omega) e^{i\omega L/c'} \frac{1 - e^{-i2\pi\omega/\omega^{(R)} - d\mathcal{H}(\omega)}}{i2\pi\omega/\omega^{(R)} + d\mathcal{H}(\omega)}. \quad (35)$$

where we have introduced the function

$$\mathcal{C}(\omega) = \frac{1}{2\pi n_0} \int_{-\infty}^{+\infty} d\Delta \frac{n(\Delta) f(\Delta)}{i(\Delta - \omega) + \gamma/2}. \quad (36)$$

When f is independent of the frequency, then $\mathcal{C}(\omega) \propto \mathcal{H}(\omega)$, see Eq. (26).

For small optical depths, $d \ll 1$, Eq. (35) can be expanded in lowest order in d and reduces to the expression

$$\tilde{\mathcal{E}}_{\text{out}}(\omega) \approx i\sqrt{\frac{dn_0 L}{c}} \mathcal{C}(\omega) e^{i\omega(L/c' - \pi/\omega^{(R)})} \text{sinc}\left(\pi\omega/\omega^{(R)}\right), \quad (37)$$

where $\text{sinc}(x) = \sin(x)/x$. In this case the frequency $\omega^{(R)} = 2\pi c_{\text{eff}}/L$ is the upper cutoff of the photon spectral width, and thus gives a lower cutoff to its coherence length.

Let us now assume that the spectral widths of the initial polarization f and of the emitters' distribution n are well below the cutoff $\omega^{(R)}$. We denote the spectral widths of f and n by $\delta\omega$ and Γ , respectively, with $\delta\omega, \Gamma \ll \omega^{(R)}$. In this limit we can discard the terms proportional to $\omega/\omega^{(R)}$ in Eq. (35) and obtain the expression

$$\tilde{\mathcal{E}}_{\text{out}}(\omega) \approx i\sqrt{\frac{n_0 L}{dc}} \frac{\mathcal{C}(\omega)}{\mathcal{H}(\omega)} \left(1 - e^{-d\mathcal{H}(\omega)}\right) e^{i\omega L/c'}, \quad (38)$$

which is valid for any value of the optical depth. For instance, this expression is consistent with Eq. (37) for $d \ll 1$ and $\delta\omega, \Gamma \ll \omega^{(R)}$. In this case, it predicts that the emission probability \mathcal{W} scales linearly with d . This expresses the collective enhancement of the retrieval process. For large optical depth, instead, $\mathcal{W} \sim d^{-1}$ and thus the probability decreases as the optical depth increases, since excitations stored far from the edge cannot propagate through the sample. Figure 2(a) displays the emission probability, Eq. (30), as a function of the optical depth. The emission probability is calculated using Eq. (35) and for Gaussian distributions f and n . The two curves correspond to the cases $\delta\omega \ll \Gamma \ll \omega^{(R)}$ and $\Gamma \ll \delta\omega \ll \omega^{(R)}$. In the first case only a small fraction of the emitters are excited, whereas in the latter all emitters are excited with essentially the same amplitude. This, however, has little influence on the retrieval efficiency, which is similar in the two cases.

For the chosen parameters, the emission probability exhibits a peak at optical depths of the order $d \sim 2 - 3$. The maximal value is $\mathcal{W} \gtrsim 0.7$. We note that a similar behaviour is also observed in a solid-state quantum memory when the retrieved photon is extracted in the direction of incidence [34].

We now turn to the spectrum of the emitted photon and determine its relation with the initial excitation $f(\omega)$ and with the emitters' spectrum $n(\omega)$ when their spectral widths are much smaller than the cutoff $\omega^{(R)}$. In this case the spectrum can be obtained from Eq. (38). We again consider the two limits from above. When the emitters spectrum is much broader than the one of the stored polarization, $\Gamma \gg \delta\omega$, we can impose that $n(\Delta)$ is a constant in Eq. (38). In this limit $\mathcal{H}(\omega) \simeq 1/2$, $\mathcal{C}(\omega) \simeq f(\omega)/2$, and the spectrum of the output photon is the spectrum $f(\omega)$ of the stored polarization to a good approximation. In the opposite case, $\delta\omega \gg \Gamma$, then $\mathcal{H}(\omega) \simeq n(\omega)/(2n_0)$ and the spectrum depends on $n(\omega)$. For $d \ll 1$, in particular, it takes the simple form $\tilde{\mathcal{E}}_{\text{out}}(\omega) \propto n(\omega)$.

We verify this behaviour by determining the overlap between the spectrum of the emitted photon, which we obtain by taking the square of Eq. (35), and the spectrum of the polarization, extracted from $\tilde{\mathcal{E}}_{0,f}(\omega) \propto f(\omega)$ (re-

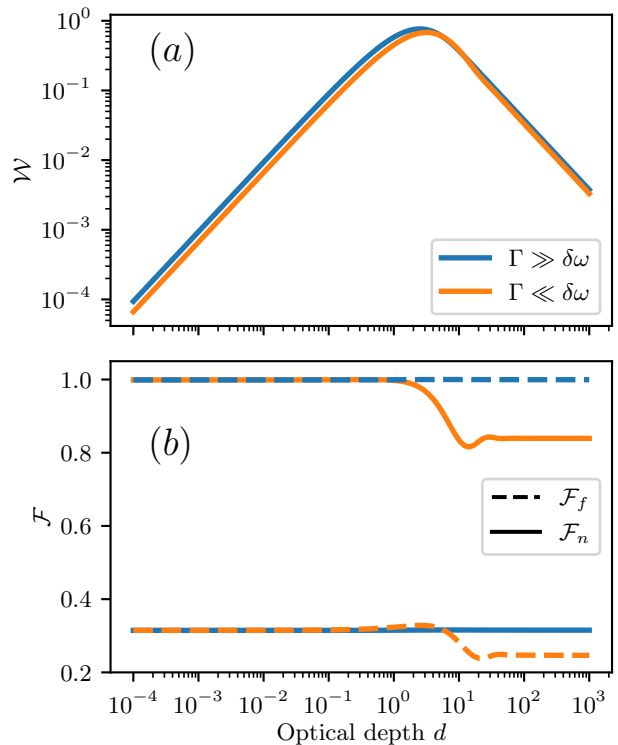


FIG. 2. (color online) Optical photon from a stored microwave excitation. Subplot (a) displays the retrieval probability \mathcal{W} as a function of the optical depth d . Here, $n(\Delta) = \exp(-\Delta^2/\Gamma^2)/\sqrt{\pi\Gamma^2}$ and $f(\Delta) = \mathcal{N}e^{-\Delta^2/\delta\omega^2}e^{i\Delta t_c}$, with \mathcal{N} being a normalization factor, Eq. (32), and t_c denoting the emission time. Subplot (b) displays the corresponding fidelities \mathcal{F}_f (dashed lines) and \mathcal{F}_n (solid lines), Eq. (39). The parameters are $\omega^{(R)} = 2\pi \times 30$ GHz, $\gamma = 2\pi \times 0.01$ GHz and the optical depth d is varied by changing μ_0 . The emission time t_c is 1 ns and the widths of the Gaussian distributions are $\Gamma/\delta\omega = 20$, with $\delta\omega = 1 \times 2\pi$ GHz (blue line) and $\Gamma/\delta\omega = 0.05$, with $\delta\omega = 20 \times 2\pi$ GHz (orange line).

spectively, of the emitter distribution from $\tilde{\mathcal{E}}_{0,n} \propto n(\omega)$):

$$\mathcal{F}_{j=f,n} = \frac{\left| \int_{-\infty}^{+\infty} d\omega \tilde{\mathcal{E}}_{\text{out}}^*(\omega) \tilde{\mathcal{E}}_{0,j}(\omega) \right|}{\sqrt{\int_{-\infty}^{+\infty} d\omega'' |\tilde{\mathcal{E}}_{\text{out}}(\omega'')|^2 \int_{-\infty}^{+\infty} d\omega' |\tilde{\mathcal{E}}_{0,j}(\omega')|^2}}. \quad (39)$$

This quantity is maximal and equal to unity when the spectra overlap and when the emission time of the photon corresponds to the time dynamics determined by the phase imprinted on the polarization. Figure 2(b) displays the fidelities \mathcal{F}_n and \mathcal{F}_f when the emitters' distribution and the stored excitation have Gaussian spectra and for two opposite limits: $\Gamma \gg \delta\omega$ and $\Gamma \ll \delta\omega$, with the same parameters of the corresponding curves in subplot (a). In the first case, when the spectrum of the stored excitation is narrow, the fidelity \mathcal{F}_f is close to unity for all values of the optical depth: the spectrum of the emitted photon is given by the spectrum of the stored excitation.

When instead the spectral width of the emitters' distribution is narrower than the width of $f(\omega)$, we observe that \mathcal{F}_n is close to unity only for $d \lesssim 3$ and drops below 0.9 when d exceeds this value. This is a consequence of frequency-dependent absorption significantly changing the shape of retrieved light at large optical depths. The figure thus reflects a change in the shape of the outgoing wavepacket for this situation. For low optical depths the shape directly reflects the initial stored state, but for high optical depth it crosses over to a shape set by a compromise between the initial state and the damping. This analysis suggests that the retrieval probability of the microwave-to-optical transducer depends mainly on the optical depth and seems to be relatively independent on whether the stored excitation has a narrower or broader spectrum than the emitters distribution.

Figure 3 displays the emission probability for different forms of $n(\omega)$ as a function of d . Different shapes have maxima for slightly different values of d , but otherwise show similar behaviour. The step-like ("uniform") distribution reaches the highest value. This result suggests that the ability to tailor the spectral distribution of the emitters can allow one to optimize the retrieval process and at the same time to tailor the frequency distribution of the emitted photon. Moreover, optimal retrieval probabilities are reached by free-space solid-state quantum memories with optical densities of the order of unity (available for instance in the setups of Refs. [22, 25, 28, 39, 40]).

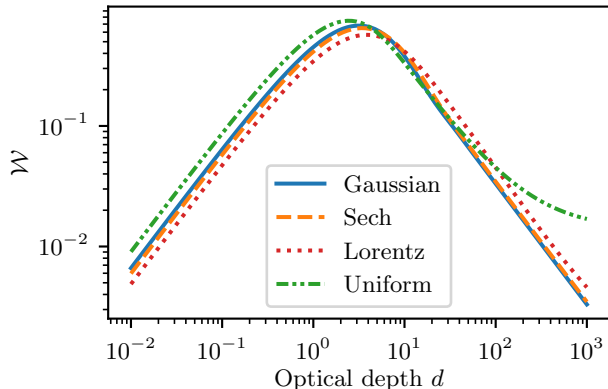


FIG. 3. (color online) Probability of emission \mathcal{W} as a function of the optical depth for different frequency distributions $n(\Delta)$. The four lines refer to: (blue) a Gaussian profile $n(\Delta) = \mathcal{N} \exp(-\Delta^2/\Gamma^2)$; (orange) a sech-profile $n(\Delta) = \mathcal{N} \text{sech}(\sqrt{\pi}\Delta/\Gamma)$; (red) a Lorentzian profile $n(\Delta) = \mathcal{N}/(\Delta^2 + (\Gamma/\sqrt{\pi})^2)$; (green) a rectangular ("uniform") distribution $n(\Delta) = \mathcal{N} \theta(\sqrt{\pi}\Gamma/2 - \Delta) \theta(\sqrt{\pi}\Gamma/2 + \Delta)$, with $\theta(x)$ the Heaviside function and \mathcal{N} the corresponding normalization, see Eq. (2). The function $f(\Delta)$ and the other parameters are the same as for the case $\Gamma \ll \delta\omega$ of Fig. 2.

V. CONCLUSION

We have analysed the dynamics and efficiency of photon retrieval from solid-state quantum memories acting as quantum transducer. We have focused on the so-called fast protocol, where storage (retrieval) is realised by a π -pulse, transferring the population to (from) a metastable state and determined the retrieved field as a function of the input photon. We have determined the retrieval dynamics and efficiency taking into account that the emitting and absorbing transitions can be characterized by different internal states, transition frequencies, and emitters' frequency distributions, as is the case for a solid-state quantum transducer. We have discussed the effects which reduce the efficiency of retrieval.

Our models can be applied to transducers bridging quite different frequency regimes and to storage and retrieval protocols where the group velocity of the read and write pulses can be different from the one of the photonic excitation. We have exemplarily discussed the case of microwave-to-optical frequency conversion and analysed in particular the spectral properties of the emitted photon as a function of the effective cutoff frequency and of the emitters' spectral distribution, which may or may not be correlated between the optical and microwave regime.

One specific limitation to the efficiency of a solid-state quantum transducer in free space is the asymmetry between storage and retrieval dynamics, such that the latter substantially differs from the time-reversal of the storage dynamics. This has generally a detrimental effect, which limits the constructive interference dynamics of photon emission by the individual emitters and can be interpreted as an effective dephasing mechanism. This could potentially be remedied by modulating the read/write pulses using optimal control [41, 42] for the purpose of compensating the accumulated phases.

ACKNOWLEDGMENTS

The authors thank Susanne Blum, Pavel Bushev, Stephan Ritter, and especially Nadezhda Kukharchyk for stimulating discussions and helpful comments. GM and TS acknowledge support from the Deutsche Forschungsgemeinschaft (DFG, German Research Foundation) Project-ID No.429529648, TRR 306 QuCoLiMa (Quantum Cooperativity of Light and Matter) and SPP 1929 GiRyd (Giant interactions in Rydberg Systems). LG acknowledges funding from the University of Catania, Piano di Incentivi per la Ricerca di Ateneo 2020/2022, proposal Q-ICT. AS gratefully acknowledges financial support from Danmarks Grundforskningsfond (DNRF 139, Hy-Q Center for Hybrid Quantum Networks).

Appendix A: Basic equations

In this Appendix we provide some details about the model. We focus on the dynamics of the two-level transition $|g\rangle \rightarrow |e\rangle$ and omit the index $(S), (R)$. Starting from the Heisenberg equation of motion, we review the basic steps that lead to the equations for the complex amplitudes reported in Eqs. (1). We describe the N emitters by two-level systems at the positions z_j and transition frequency $\omega_{eg,j} = \omega_{eg} + \Delta_j$, where ω_{eg} is the average frequency, with $j = 1, \dots, N$. We denote the raising operator by $\hat{\sigma}_{eg}^{(j)} = |e\rangle_j \langle g|$.

The modes of the electromagnetic field are assumed to propagate along the z -axis. We distinguish between forward- and backward-propagating modes depending on whether the wave vector points in the positive or negative z -direction, respectively. We denote by $\hat{a}_f^\dagger(k)$ and $\hat{a}_f(k)$ ($\hat{a}_b^\dagger(k)$ and $\hat{a}_b(k)$) the operators which create and annihilate, respectively, a forward (backward)-propagating photon at wave number k . We assume the linear dispersion relation

$$\omega(k) = \omega_{eg} + c(k - k_{eg}), \quad (\text{A1})$$

where c is the group velocity and k_{eg} is the wave number at the transition frequency ω_{eg} . The operators fulfil the commutation relations $[\hat{a}_n(k), \hat{a}_m^\dagger(k')] = \delta_{nm}\delta(k - k')$, where $\delta(x)$ is the Dirac-delta function, δ_{nm} is the Kronecker delta, and $n, m \in \{f, b\}$.

The Hamiltonian describing the quantum emitters, the electromagnetic field modes, and their mutual interaction is given by the operator sum $\hat{H} = \hat{H}_0 + \hat{V}_f + \hat{V}_b$, with [45]

$$\begin{aligned} \hat{H}_0 &= \int_0^{+\infty} dk \hbar \omega(k) \left\{ \hat{a}_f^\dagger(k) \hat{a}_f(k) + \hat{a}_b^\dagger(k) \hat{a}_b(k) \right\} \\ &+ \sum_{j=1}^N \hbar(\omega_{eg} + \Delta_j) \hat{\sigma}_{ee}^{(j)}, \end{aligned} \quad (\text{A2a})$$

$$\begin{aligned} \hat{V}_f &= -\hbar g \sqrt{\frac{L}{2\pi}} \sum_{j=1}^N \int_0^{+\infty} dk \left\{ \hat{\sigma}_{eg}^{(j)} \hat{a}_f(k) e^{ikz_j} + \text{H.c.} \right\}, \\ \hat{V}_b &= -\hbar g \sqrt{\frac{L}{2\pi}} \sum_{j=1}^N \int_0^{+\infty} dk \left\{ \hat{\sigma}_{eg}^{(j)} \hat{a}_b(k) e^{-ikz_j} + \text{H.c.} \right\}, \end{aligned} \quad (\text{A2b})$$

where g is the coupling constant and L is the medium's length in z -direction. The interactions \hat{V}_f and \hat{V}_b are here assumed to be in the electric-dipole and rotating-wave approximation.

The photon field in position space is given in the Heisenberg picture by the slowly-varying annihilation op-

erators [37, 46]

$$\begin{aligned} \hat{\mathcal{E}}_f(z, t) &= \sqrt{\frac{L}{2\pi}} e^{i\omega_{eg}t} \int_0^{+\infty} dk \hat{a}_f(k, t) e^{i(k-k_{eg})z}, \\ \hat{\mathcal{E}}_b(z, t) &= \sqrt{\frac{L}{2\pi}} e^{i\omega_{eg}t} \int_0^{+\infty} dk \hat{a}_b(k, t) e^{-i(k-k_{eg})z}. \end{aligned} \quad (\text{A3})$$

To describe the dynamics of the emitters, we resort to a coarse graining by dividing the z -axis into a grid of finite steps δz and the frequency range into a grid with finite steps $\delta \Delta$. We define the normalized distribution of emitters

$$G(z, \Delta) = \frac{1}{N} \sum_{j=1}^N \delta(\Delta - \Delta_j) \delta(z - z_j).$$

The number of emitters at the position $z_j \in [z - \delta z/2, z + \delta z/2]$ and with detuning $\Delta_j \in [\Delta - \delta \Delta/2, \Delta + \delta \Delta/2]$ is given by:

$$N_{z,\Delta} = G(z, \Delta) \delta z \delta \Delta.$$

The polarization operator can be written as [32, 33]

$$\hat{P}(z, t; \Delta) = \frac{\sqrt{N}}{N_{z,\Delta}} \sum_{j \in S_{z,\Delta}} \hat{\sigma}_{ge}^{(j)}(t) e^{i\omega_{eg}t}, \quad (\text{A4})$$

where $S_{z,\Delta}$ includes all atoms with $z_j \in [z - \delta z/2, z + \delta z/2]$ and $\Delta_j \in [\Delta - \delta \Delta/2, \Delta + \delta \Delta/2]$.

The commutation relations of the coarse-grained operators read

$$\left[\hat{\mathcal{E}}_n(z, t), \hat{\mathcal{E}}_m^\dagger(z', t) \right] = L \delta_{nm} \delta(z - z') \quad (\text{A5a})$$

$$\left[\hat{P}(z, t; \Delta), \hat{P}^\dagger(z', t; \Delta') \right] = \frac{1}{G(z, \Delta)} \delta(z - z') \delta(\Delta - \Delta'), \quad (\text{A5b})$$

where the Dirac-delta function shall be understood in terms of this coarse graining, see also Ref. [46] for details. We remark that the commutation relation (A5b) is defined for $G(z, \Delta) \neq 0$.

The Heisenberg equations of motion for the fields and polarization are

$$\left(\frac{\partial}{\partial t} + c \frac{\partial}{\partial z} \right) \hat{\mathcal{E}}_f = ig \sqrt{N} L \int_{-\infty}^{+\infty} d\Delta G(z, \Delta) \hat{P}(z, t; \Delta) e^{-ik_{eg}z} \quad (\text{A6a})$$

$$\left(\frac{\partial}{\partial t} - c \frac{\partial}{\partial z} \right) \hat{\mathcal{E}}_b = ig \sqrt{N} L \int_{-\infty}^{+\infty} d\Delta G(z, \Delta) \hat{P}(z, t; \Delta) e^{ik_{eg}z} \quad (\text{A6b})$$

$$\begin{aligned} \frac{\partial}{\partial t} \hat{P} &= -(\gamma/2 + i\Delta) \hat{P} + \hat{\eta}(z, t; \Delta) \\ &+ ig \sqrt{N} \left(\hat{\mathcal{E}}_f e^{ik_{eg}z} + \hat{\mathcal{E}}_b e^{-ik_{eg}z} \right). \end{aligned} \quad (\text{A6c})$$

Here γ is the polarization decay rate and $\hat{\eta}(z, t; \Delta)$ is the corresponding Langevin force with a vanishing mean

value $\langle \hat{\eta}(z, t; \Delta) \rangle = 0$ and the only non-vanishing second-order moment being $\langle \hat{\eta}(z, t; \Delta) \hat{\eta}^\dagger(z', t'; \Delta') \rangle \propto \delta(z - z') \delta(\Delta - \Delta') \delta(t - t')$ [47].

$$|\Psi(t)\rangle = \frac{1}{\sqrt{cL}} \left(\sum_{n \in \{f, b\}} \int_{-\infty}^{+\infty} dz \mathcal{E}_n(z, t) \hat{\mathcal{E}}_n^\dagger(z, 0) + L \int_0^L dz \int_{-\infty}^{+\infty} d\Delta G(z, \Delta) P(z, t; \Delta) \hat{P}^\dagger(z, 0; \Delta) \right) |g, \dots, g; \text{vac}\rangle. \quad (\text{A7})$$

Here, $|g, \dots, g; \text{vac}\rangle$ denotes the state with all emitters in $|g\rangle$ and the electromagnetic field modes in the vacuum state $|\text{vac}\rangle$ and \mathcal{E}_f , \mathcal{E}_b , and P are the amplitudes for the excitation (photon) to be respectively forward and backward propagating or in an atomic state at position z and time t . We note that in principle the full state of the system should contain terms describing photons emitted into other modes through spontaneous emission, corresponding to the noise operator $\hat{\eta}$. Since such photons are lost from the system they are of no interest to us here and we omit these terms for simplicity. This means that our state is not fully normalized, but the amplitude in the forward or backward direction still gives the correct retrieval efficiency, which is our main interest. The equations of motion for \mathcal{E}_f , \mathcal{E}_b , and P are obtained from the Heisenberg equations of motion (A6) by taking the matrix element, e.g., $\mathcal{E}_f(z, t) = \sqrt{\frac{c}{L}} \langle g, \dots, g; \text{vac} | \hat{\mathcal{E}}_f(z, 0) | \Psi(t) \rangle$, and are given in Eqs. (1).

The temporal shape of the photon leaving the medium at $z = L$ is given by the expectation value

$$\mathcal{I}(t) = \frac{c}{L} \langle \Psi(t) | \hat{\mathcal{E}}_f^\dagger(L, 0) \hat{\mathcal{E}}_f(L, 0) | \Psi(t) \rangle. \quad (\text{A8})$$

and can be now expressed in terms of the complex amplitude \mathcal{E}_f as $\mathcal{I}(t) = |\mathcal{E}_f(L, t)|^2$ (as long as one keeps in mind that this replacement is valid solely for normally ordered expressions [31]).

Appendix B: Fast storage and retrieval in a third metastable level

In this appendix we discuss the details of the classical pulses used for the fast storage and retrieval. We denote by $S(z, t; \Delta)$ the spin wave, which is coupled by a laser pulse to the polarization $P^{(j)}(z, t; \Delta)$, with $j = S, R$. Assuming that during the pulse the coupling with the photon field can be neglected, the equations determining the dynamics are

$$\frac{\partial}{\partial t} P^{(j)}(z, t; \Delta) = -i\Delta P^{(j)}(z, t; \Delta) - i \frac{\Omega^{(j)}(z, t)}{2} S(z, t; \Delta) \quad (\text{B1a})$$

$$\frac{\partial}{\partial t} S(z, t; \Delta) = -i \frac{(\Omega^{(j)}(z, t))^*}{2} P^{(j)}(z, t; \Delta). \quad (\text{B1b})$$

The storage pulse propagates in the backward direction with the incident photon and has an area of π , ideally

By means of the operators $\hat{\mathcal{E}}_f$, $\hat{\mathcal{E}}_b$, and \hat{P} it is possible to write a generic state of the system with a single excitation:

implementing perfect population transfer from state $|e\rangle$ to state $|r\rangle$:

$$\Omega^{(S)}(z, t) = \Omega_0 e^{-ik^{(S)}z} \theta(t - t_0(z)) \theta(\bar{t} + t_0(z) - t), \quad (\text{B2})$$

where $\Omega_0 = \pi/\bar{t}$ and

$$t_0(z) = t_0 + \delta t + (L - z)/c'^{(S)}.$$

In the above expression we have introduced the time delay δt between the photon and the laser pulse at the position $z = L$. Under the assumption that in the relevant spectral range $|\Delta|\bar{t} \ll 1$ holds, the transfer can be considered to be instantaneous and the spin wave at position z after the pulse reads

$$S(z, t_0(z)^+; \Delta) = -ie^{ik^{(S)}z} P^{(S)}(z, t_0(z); \Delta), \quad (\text{B3})$$

and has been imprinted a phase grating. At time $T_1 = t_0 + \delta t + L/c'^{(S)}$ the control pulse leaves the medium and the transfer to the spin wave is completed everywhere in the medium. We remark that in the case $c'^{(S)} > c^{(S)}$, the delay time shall be chosen in order to preserve the temporal sequence between photon excitation and storage pulse. A sufficient condition is $\delta t \geq L(1/c^{(S)} - 1/c'^{(S)})$. Since the photon is typically stored in the region of size $L/d^{(S)}$, a more modest bound is $\delta t \gtrsim L/d^{(S)}(1/c^{(S)} - 1/c'^{(S)})$.

The retrieval dynamics is described by Eqs. (B1), now with a pulse propagating in the forward direction and after implementing the map $\Delta \rightarrow p[\Delta]$:

$$\Omega^{(R)}(z, t) = \Omega_0 e^{ik^{(R)}z} \theta(t - t_1(z)) \theta(\bar{t} + t_1(z) - t), \quad (\text{B4})$$

with

$$t_1(z) = T_1 + T_S + z/c^{(R)}$$

and T_S is the storage time. We assume that there is no dynamics during the storage time in the spin wave S (which requires that the state $|s\rangle$ is perfectly degenerate along the crystal). In reality there will always be some dynamics in the spin wave leading to decay of the stored excitation, but this is a separate issue and we shall not go into it here. The retrieved polarization at position z takes the form

$$P^{(R)}(z, t_1(z)^+; p[\Delta]) = -ie^{ik^{(R)}z} S(z, t_1(z); \Delta), \quad (\text{B5})$$

such that $P^{(R)}(z, t; p[\Delta])$ vanishes for $t < t_1(z)^+$. Inserting Eq. (B3) in Eq. (B5) after using $S(z, t_1(z); \Delta) = S(z, t_0(z)^+; \Delta)$ we obtain the expression of Eq. (22).

Appendix C: Correlated and uncorrelated inhomogeneous broadenings

In section IIIB we have introduced the map $p[\Delta]$ that connects the inhomogeneous broadenings of the storage and retrieval transitions. This allows us to model both correlated and uncorrelated broadenings. In this appendix we give the integral kernel \mathcal{S} , Eq. (24), connecting the input and output fields in a more general form and provide examples for both types of broadenings and the related maps p .

Let $\mathcal{G}(\Delta, \Delta')$ be the distribution for the detunings Δ and Δ' of the storage and retrieval transitions, respectively. The kernel \mathcal{S} in terms of this distribution reads

$$\mathcal{S}(\omega, \omega') \equiv \frac{\sqrt{d^{(S)}d^{(R)}}}{2\pi n_0} \sqrt{\frac{c^{(S)}}{c^{(R)}}} e^{i\omega(T_1+T_S+L/c^{(R)})} e^{-i\omega'(T_1-L/c^{(S)})} \int_0^L dz e^{i(\delta k^{(S)}+\delta k^{(R)})z} \quad (C1)$$

$$\times \int_{-\infty}^{+\infty} d\Delta \int_{-\infty}^{+\infty} d\Delta' \frac{\mathcal{G}(\Delta, \Delta') G^{(R)}(z, \Delta') e^{-i\omega(L-z)/c_{\text{eff}}^{(R)}} e^{-d^{(R)}h^{(R)}(z, -i\omega)} e^{-i\omega'(L-z)/c_{\text{eff}}^{(S)}} e^{-d^{(S)}h^{(S)}(z, -i\omega')}}{(i(\Delta' - \omega) + \gamma'/2)(i(\Delta - \omega') + \gamma/2)}.$$

In the CRIB protocol, for instance, one realizes the distribution $\mathcal{G}(\Delta, \Delta') = \delta(\Delta + \Delta')$. This is an example for correlated broadenings and the resulting kernel \mathcal{S} can be recovered from Eq. (24) when choosing $p[\Delta] = -\Delta$.

The inhomogeneous broadenings are instead uncorrelated if the distribution is, for instance, of the form $\mathcal{G}(\Delta, \Delta') = \mathcal{G}_0(\Delta')$. In this case, p samples detunings Δ' from the distribution $\mathcal{G}_0(\Delta')$.

-
- [1] A. Acín, I. Bloch, H. Buhrman, T. Calarco, C. Eichler, J. Eisert, D. Esteve, N. Gisin, S. J. Glaser, F. Jelezko, S. Kuhr, M. Lewenstein, M. F. Riedel, P. O. Schmidt, R. Thew, A. Wallraff, I. Walmsley, and F. K. Wilhelm, *New J. Phys.* **20**, 080201 (2018).
 - [2] L. A. Lugiato, A. Gatti, and E. Brambilla, *J. Opt. B: Quantum Semiclass. Opt.* **4**, S176 (2002); V. Giovannetti, S. Lloyd, L. Maccone, and J. H. Shapiro, *Phys. Rev. A* **79**, 013827 (2009).
 - [3] C. L. Degen, F. Reinhard, and P. Cappellaro, *Rev. Mod. Phys.* **89**, 035002 (2017).
 - [4] E. Knill, R. Laflamme, and G. J. Milburn, *Nature* **409**, 46 (2001).
 - [5] T. D. Ladd, F. Jelezko, R. Laflamme, Y. Nakamura, C. Monroe, J. L. O'Brien, *Nature* **464**, 45 (2010).
 - [6] J. I. Cirac, P. Zoller, H. J. Kimble, and H. Mabuchi, *Phys. Rev. Lett.* **78**, 3221 (1997).
 - [7] H. J. Kimble, *Nature* **453**, 1023 (2008).
 - [8] S. Wehner, D. Elkouss, and R. Hanson, *Science* **362**, 6412 (2018).
 - [9] N. Gisin, G. Ribordy, W. Tittel, and H. Zbinden, *Rev. Mod. Phys.* **74**, 145 (2002).
 - [10] N. Sangouard and H. Zbinden, *J. Mod. Opt.* **59**, 17 (2012).
 - [11] J. Brendel, N. Gisin, W. Tittel, and H. Zbinden, *Phys. Rev. Lett.* **82**, 2594 (1999).
 - [12] G. Kurizki, P. Bertet, Y. Kubo, K. Mølmer, D. Petrosyan, P. Rabl, and J. Schmiedmayer, *PNAS* **112**, 3866 (2015).
 - [13] M. Stobińska, G. Alber, and G. Leuchs, *EPL (Europhysics Letters)* **86**, 14007 (2009).
 - [14] M. Bock, P. Eich, S. Kucera, M. Kreis, A. Lenhard, C. Becher, J. Eschner, *Nat. Commun.* **9**, 1998 (2018).
 - [15] M. Afzelius, N. Gisin, and H. de Riedmatten, *Phys. Today* **68**, 42 (2015).
 - [16] M. W. Doherty, N. B. Manson, P. Delaney, F. Jelezko, J. Wrachtrup, and L. C.L. Hollenberg, *Phys. Rep.* **528**, 1 (2013).
 - [17] A. Reiserer and G. Rempe, *Rev. Mod. Phys.* **87**, 1379 (2015).
 - [18] L.-M. Duan and C. Monroe, *Rev. Mod. Phys.* **82**, 1209 (2010).
 - [19] E. Distanto, P. Farrera, A. Padrón-Brito, D. Paredes-Barato, G. Heinze, and H. de Riedmatten, *Nature Communications* **8**, 14072 (2017).
 - [20] L. Li and A. Kuzmich, *Nature Communications* **7**, 13618 (2016).
 - [21] T. Astner, S. Nevlacsil, N. Peterschofsky, A. Angerer, S. Rotter, S. Putz, J. Schmiedmayer, and J. Majer, *Phys. Rev. Lett.* **118**, 140502 (2017).
 - [22] C. W. Thiel, T. Böttger, and R. L. Cone, *J. Lumin.* **131**, 353-361 (2011).
 - [23] J. Borregaard, A. S. Sørensen, and P. Lodahl, *Advanced Quantum Technologies* **2**, 1800091 (2019).
 - [24] W. Tittel, M. Afzelius, T. Chanelière, R. L. Cone, S. Kröll, S. A. Moiseev, and M. Sellars, *Laser & Photonics* (2015).

- Reviews **4**, 244 (2010).
- [25] B. Lauritzen, N. Timoney, N. Gisin, M. Afzelius, H. de Riedmatten, Y. Sun, R. M. Macfarlane, and R. L. Cone, Phys. Rev. B **85**, 115111 (2012).
- [26] C. O'Brien, N. Lauk, S. Blum, G. Morigi, and M. Fleischhauer, Phys. Rev. Lett. **113**, 063603 (2014).
- [27] S. Blum, C. O'Brien, N. Lauk, P. Bushev, M. Fleischhauer, and G. Morigi, Phys. Rev. A **91**, 033834 (2015).
- [28] N. Kukharchyk, D. Sholokhov, O. Morozov, S. L. Korabl'eva, A. A. Kalachev, and P. A. Bushev, New J. Phys. **20**, 023044 (2018).
- [29] N. Lauk, N. Sinclair, S. Barzanjeh, J. P. Covey, M. Saffman, M. Spiropulu, and C. Simon, Quantum Science and Technology **5**, 020501 (2020).
- [30] C. Li and P. Cappellaro, J. Phys. Commun. **3**, 095016 (2019).
- [31] A. V. Gorshkov, A. André, M. Fleischhauer, A. S. Sørensen, and M. D. Lukin, Phys. Rev. Lett. **98**, 123601 (2007).
- [32] I. Iakoupov and A. S. Sørensen, New J. Phys. **15**, 085012 (2013).
- [33] N. Sangouard, C. Simon, M. Afzelius, and N. Gisin, Phys. Rev. A **75**, 032327 (2007); S. A. Moiseev and S. Kröll, Phys. Rev. Lett. **87**, 173601 (2001); B. Kraus, W. Tittel, N. Gisin, M. Nilsson, S. Kröll, and J. I. Cirac, Phys. Rev. A **73**, 020302 (2006).
- [34] M. Afzelius, C. Simon, H. De Riedmatten, and N. Gisin, Phys. Rev. A **79**, 052329 (2009); M. Afzelius, I. Usmani, A. Amari, B. Lauritzen, A. Walther, C. Simon, N. Sangouard, J. Minář, H. de Riedmatten, N. Gisin, and S. Kröll, Phys. Rev. Lett. **104**, 040503 (2010).
- [35] S. A. Moiseev and N. M. Arslanov, Phys. Rev. A **78**, 023803 (2008); G. Hétet, J. J. Longdell, A. L. Alexander, P. K. Lam, and M. J. Sellars, Phys. Rev. Lett. **100**, 023601 (2008); A. L. Alexander, J. J. Longdell, M. J. Sellars, and N. B. Manson, Phys. Rev. Lett. **96**, 043602 (2006).
- [36] A. V. Gorshkov, A. André, M. D. Lukin, and A. S. Sørensen, Phys. Rev. A **76**, 033806 (2007).
- [37] A. V. Gorshkov, A. André, M. D. Lukin, and A. S. Sørensen, Phys. Rev. A **76**, 033805 (2007).
- [38] J. Nunn, K. Reim, K. C. Lee, V. O. Lorenz, B. J. Sussman, I. A. Walmsley, and D. Jaksch, Phys. Rev. Lett. **101**, 260502 (2008).
- [39] N. Kukharchyk, D. Sholokhov, O. Morozov, S. L. Korabl'eva, A. A. Kalachev, and P. A. Bushev, Opt. Express **28**, 29166-29177 (2020).
- [40] N. Timoney, I. Usmani, P. Jobez, M. Afzelius, and N. Gisin, Phys. Rev. A **88**, 022324 (2013); N. Timoney, B. Lauritzen, I. Usmani, M. Afzelius and N. Gisin, J. Phys. B: At. Mol. Opt. Phys. **45**, 124001 (2012).
- [41] K. Rojan, D. M. Reich, I. Dotsenko, J.-M. Raimond, C. P. Koch, and G. Morigi, Phys. Rev. A **90**, 023824 (2014).
- [42] C. P. Koch, M. Lemeshko, and D. Sugny, Rev. Mod. Phys. **91**, 035005 (2019).
- [43] A. V. Gorshkov, T. Calarco, M. D. Lukin, and A. S. Sørensen, Phys. Rev. A **77**, 043806 (2008).
- [44] L. Giannelli, T. Schmit, T. Calarco, C. P. Koch, S. Ritter, and G. Morigi, New J. Phys. **20**, 105009 (2018).
- [45] R. Loudon, *The Quantum Theory of Light* (Oxford University Press, 2000).
- [46] S. Blum, G. A. Olivares-Rentería, C. Ottaviani, C. Becher, and G. Morigi, Phys. Rev. A **88**, 053807 (2013).
- [47] J. Hald and E. S. Polzik, J. Opt. B: Quantum Semiclass. Opt. **3**, S83 (2001).