

An efficient reverse-lookup table based strategy for solving the synonym and cache coherence problem in virtually indexed, virtually tagged caches.

Madhav P. Desai, Aniket Deshmukh
Department of Electrical Engineering
IIT Bombay
Mumbai, India

August 3, 2021

Abstract

Virtually indexed and virtually tagged (VIVT) caches are an attractive option for micro-processor level-1 caches, because of their fast response time and because they are cheaper to implement than more complex caches such as virtually-indexed physical-tagged (VIPT) caches. The level-1 VIVT cache becomes even simpler to construct if it is implemented as a direct-mapped cache (VIVT-DM cache). However, VIVT and VIVT-DM caches have some drawbacks. When the number of sets in the cache is larger than the smallest page size, there is a possibility of synonyms (two or more virtual addresses mapped to the same physical address) existing in the cache. Further, maintenance of cache coherence across multiple processors requires a physical to virtual translation mechanism in the hardware. We describe a simple, efficient reverse lookup table based approach to address the synonym and the coherence problems in VIVT (both set associative and direct-mapped) caches. In particular, the proposed scheme does not disturb the critical memory access paths in a typical micro-processor, and requires a low overhead for its implementation. We have implemented and validated the scheme in the AJIT 32-bit microprocessor core (an implementation of the SPARC-V8 ISA) and the implementation uses approximately 2% of the gates and 5.3% of the memory bits in the processor core.

1 Introduction

A typical processor with a virtually indexed, virtually tagged (VIVT) cache subsystem is shown in Figure 1. The AJIT microprocessor developed in the Department of Electrical Engineering at IIT-Bombay is an implementation of the

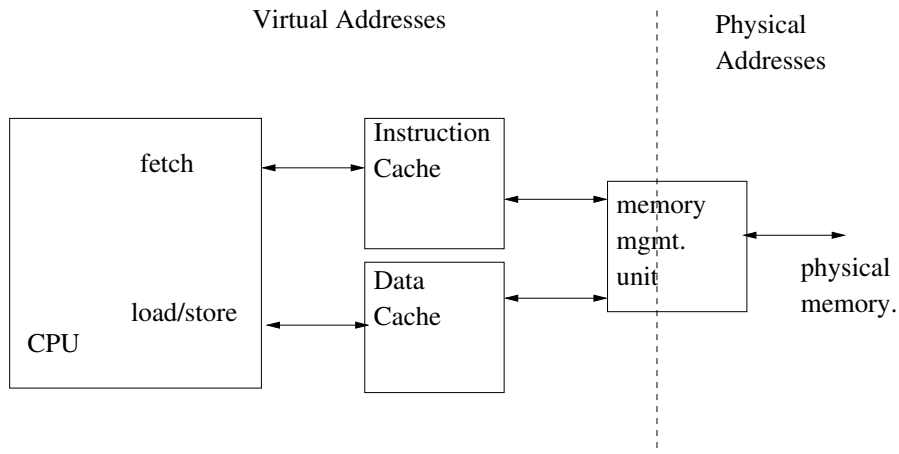


Figure 1: Processor with Virtually-indexed-virtually-tagged cache subsystem

SPARC-V8 (draft IEEE standard 1754) instruction set architecture [1], and this implementation uses direct-mapped VIVT (VIVT-DM) caches. This processor implementation will be used as the concrete example of the use of the scheme outlined in this paper.

In VIVT caches, the cache lookup occurs before address translation, thus reducing the cache access latency on a hit, and also reducing power dissipation by reducing the address translation activity in the memory management unit [2, 3]. In addition to a VIVT scheme, if the cache is organized in a direct mapped manner, it is possible to obtain single cycle cache read and write hit latencies by using single ported synchronous SRAM memory. Even though direct mapped caches can have higher miss ratios than set associative caches, their speed of access on a hit and their low cost in terms of area and power can be effective [4]. We will refer to VIVT direct-mapped caches as VIVT-DM caches.

The other popular cache organization which is commonly used in microprocessors is the virtually-indexed, physically tagged (VIPT) cache. In order to prevent aliasing (that is there must exist at most one entry for a physical address) in a VIPT cache, it is necessary that two virtual addresses which map to the same physical address must have the same set index. This implies that the cache associativity must be equal to the cache size divided by the page size. Thus, with 4 Kilobyte pages, a VIPT cache with 32 Kilobyte capacity will need to be 8-way set associative.

VIVT caches also have drawbacks. It is possible that in different contexts, the same virtual address is mapped to two different physical addresses. This corresponds to a situation where the virtual address is used by two distinct processes (contexts) with two distinct page mappings. This problem can be solved by flushing the VIVT caches (both instruction and data) every time there is a context switch, or by including context information in the cache tag [2].

The second problem is that of synonyms. Even in the same context, it is possible to have two virtual addresses map to the same physical address. In such a situation, if the number of sets in the cache is larger than the minimum page size, it is possible that there are multiple virtual addresses in the cache which map to the same physical address. This can result in lack of consistency in the cache. In the literature, proposed solutions to the synonym problem fall under the following classes [2, 3, 5]:

- Software solutions: control of virtual to physical mappings, forcing synonyms to collide in the cache, using protection mechanisms to allow read-only synonyms. For example, the VIPS-M protocol [6] relies on a classification of data at a page granularity as private or shared, using the operating system and the translation look-aside buffer. Management of shared pages is done via interrupt service routines and manipulation of the translation lookaside buffers in the cores.
- Hardware solutions: use a reverse lookup table to track synonyms in the cache [5]. Typically such approaches try to keep track of synonyms that exist in the cache and to maintain consistency in the cache by using this synonym information.

The third problem is the maintenance of cache coherency in a multi-core system. In a multi-core scenario, a snoop-based cache coherency protocol will generate invalidation messages identifying a physical address to be purged from the cache [7]. In the VIVT-DM case, this physical address needs to be translated to the (possibly multiple) virtual address(es) which map to this physical address. It is critical that this reverse translation is achieved with low latency and high throughput so that the cache coherence related invalidation activity does not itself become a bottleneck in the performance of the overall system.

We provide a unified solution which uses a reverse lookup table to tackle the problem of synonyms and coherency maintenance in an elegant and cost effective manner. We fix an integer parameter $S \in \{1, 2, \dots\}$ and ensure that the following invariant is always maintained.

For every physical address for which data is present
in the cache, there are at most S virtual addresses
in the cache which map to it.

This invariant is the basis of the simplicity and efficiency of the scheme. In our approach, we ensure that there are never more than S synonyms for a particular physical address. This makes the maintenance of consistency in the cache easy, and also simplifies the application of snoop related invalidates considerably. We call a VIVT cache with this property an *S synonym safe cache*.

Note that there is a trade-off between the read hit ratio and invalidation overhead implied by the choice of S . A small value of S makes it easy and fast to apply invalidations triggered by the cache coherency mechanism or by writes, whereas a large value of S increases the read hit ratio by keeping all synonyms active in the cache. In our current implementation in the AJIT micro-processor,

we have maintained $S = 1$ because synonyms are rare in most user software and the hit rate degradation due to synonym eviction is not a serious enough issue to require maintaining values of $S > 1$.

In the rest of this paper, we will describe the scheme with the AJIT processor implementation as a reference. The general scheme can be applied to set associative caches as well as to direct mapped caches. Concretely, we have applied and validated it on the VIVT-DM caches used in the AJIT processor.

2 Conceptual basis

We assume throughout that homonyms are not possible either by explicit flushing of the data and instruction caches on context switches, or by including the context as part of the cache tag.

We observe the following.

Proposition 1 *Consider a homonym free VIVT set associative cache of size 32 kilo-bytes, with a cache line size of 64 bytes, a physical address width of 36, and a virtual address width of 32, and a set size 2^r with $0 \leq r < 3$ (for this cache configuration, if $r \geq 3$, the synonym problem does not arise at all). Assume that the page size in the virtual to physical translation mechanism is 4 kilo-bytes.*

For any address, we denote bits $[11:0]$ of that address as the intra-page offset of the address.

1. *For a given intra-page offset, there can be at most $8/2^r$ physical addresses whose corresponding data is present in the VIVT set associative cache.*
2. *For a physical address P whose data is present in the VIVT set associative cache, there can be at most $8/2^r$ virtual addresses which map to this P , and for every such virtual address V we must have $V[11 : 0] = P[11 : 0]$. Consequently, the set index in the VIVT set associative cache at which V resides is entirely determined by the concatenation of $V[(14 - r) : 12]$ and $P[11 : 6]$.*
3. *To maintain the physical to virtual reverse lookup in this VIVT cache, we can use a $8/2^r$ -way set associative reverse lookup table, with the set index being determined by the bits $[11 : 6]$ of the physical address, and bits $[35 : 12]$ being used as the tag. The set indices (in the VIVT set associative cache) of the virtual addresses which map to P can be entirely determined by keeping bits $[(14 - r) : 12]$ of the virtual addresses as data corresponding to the entry for P in the set associative memory.*

Proof: For a cache entry corresponding to a 32-bit virtual address V , let P be the 36-bit physical address to which it is mapped. Then, since virtual pages are mapped to physical pages, the intra-page offset of the virtual address and the physical address to which it is mapped must be the same. That is,

$$V[11 : 0] = P[11 : 0]$$

In a 32 kilo-byte VIVT set associative cache with set size 2^r and with 64-byte cache lines, there can be 512 lines present in the cache. The index of the set in which the line is stored in the cache is calculated by using bits $[(14-r):6]$ of the virtual address. Consequently, for a given intra-page offset, there can be at most $8/2^r$ possible virtual addresses (determined by bits $[(14-r):12]$) present in the cache with this intra-page offset. Thus, since there are no homonyms, there can be at most $8/2^r$ possible physical addresses with a given intra-page offset in the cache at any time. This completes the proof of the first statement in Proposition 1

Now, if P is a physical address to which some virtual address W in the VIVT set associative cache is mapped, then we must have $W[11 : 0] = P[11 : 0]$. The set index of W is $W[(14 - r) : 6]$. Since bits $W[11 : 0]$ are fixed, there are at most $8/2^r$ potential values of W (determined by $W[(14 - r) : 12]$) which can be present in the cache. This proves the second statement in Proposition 1.

Finally, to maintain the physical to virtual reverse lookup in the VIVT set associative cache, we can use an $8/2^r$ -way set associative reverse lookup table, with the set index being determined by the bits $[11 : 6]$ of the physical address, and bits $[35 : 12]$ being used as the tag. The set indices (in the VIVT set associative cache) of the virtual addresses which map to P are entirely determined by keeping bits $[(14 - r) : 12]$ of the virtual addresses as data corresponding to the entry for P in the reverse lookup table.

Note: If the VIVT cache is direct mapped (that is $r = 0$ in the discussion above), then it is sufficient to keep just $VA[14:12]$ as the data corresponding to a physical address entry in the RLUT. If on the other hand, $r > 0$, then we need to keep $VA[31:12]$ as the data corresponding to the physical address in order to resolve the virtual address in the VIVT set associative cache. Thus, there is a substantial saving in RLUT memory if a VIVT-DM cache is used in the processor.

2.1 Maintenance of the invariant

We turn our attention to the maintenance of the invariant. Assume that at a particular point in time, the invariant holds. Suppose that a virtual address V is presented to the VIVT cache, and this address is not present in the cache. This triggers an address translation action in the memory management unit (MMU). Suppose the physical address generated by the translation is P . Now, based on our invariant, there can be at most S virtual addresses present in the VIVT cache which map to P .

Let us say there are S virtual addresses W_1, W_2, \dots, W_S present in the VIVT cache and each that W_i maps to P . The MMU presents P to the reverse lookup table (RLUT) and this returns the list W_1, W_2, \dots, W_S as the virtual addresses already present in the cache. To preserve the invariant, we must

1. Replace one of the $P \rightarrow$ entries from the RLUT by the reverse translation

$P \rightarrow V$.

2. Invalidate the VIVT line corresponding to the replace virtual address.
3. Further, if this is a write miss, then every non-evicted virtual address among the W_1, W_2, \dots, W_S is also invalidated in the VIVT cache.

If on the other hand, the number of addresses returned by the RLUT is $T < S$, then we

1. Add the translation $P \rightarrow V$ to the RLUT.
2. If this is a write miss, we ask the VIVT cache to invalidate all the virtual addresses which match P .

The same reverse lookup table can be used to process invalidation messages generated by a snooping cache coherence protocol (which will present a physical address to invalidate a cache entry). The only difference is that if there is a match of P to W in the RLUT, then a message to invalidate W is always sent to the VIVT cache.

To summarize:

- At most S synonyms are maintained in the VIVT cache.
- A reverse lookup table is used to translate a physical address to a virtual address resident in the cache in order to invalidate it. For every physical address presented to the RLUT, there can be at most one virtual address in the RLUT which matches this physical address.

3 Implementation of the scheme in the AJIT processor

The AJIT processor uses VIVT-DM caches with a cache size of 32 kilo-bytes, a minimum page size of 4 kilo-bytes and a line size of 64 bytes.

A memory access generated in the CPU of the AJIT processor goes through the sequence of actions shown in Figure 2.

As can be seen from Figure 2, the AJIT processor cache is direct-mapped and uses a write-through allocate policy. The tag and data arrays are updated together, thus minimizing the access latency on a hit. On a miss, a new line is fetched from the main memory (after address translation in the MMU) and the cache is left in the desired state, ready for the next access. Note that keeping $S = 1$ is especially beneficial in the write-through on hit scenario.

A time-line view of this scheme is shown in Figure 3. We observe that the on a miss, there are two sequential actions in the MMU. First an address translation is performed, and the translated address is used to fetch a new cache line.

Thus, it is possible to maintain the invariant described above by doing a reverse lookup on the just translated physical address in the MMU and sending an invalidation message to the cache asking it to invalidate the reverse translated

```

mem_access(rwbar, addr, wdata) {
    // access tags and data in parallel
    hit, rdata = hitCheckAndAccessCache(rwbar, addr, wdata);
    if (hit) {
        if (rwbar) {
            writeThroughToMem(addr, wdata);
            if (S > 1) {
                // Note: this slows down write-through
                // on a hit. We keep S = 1 in the AJIT
                // processor.
                applyRlutInvalidates();
            }
        }
        return(rdata);
    }
    else
    {
        // includes write-through
        error, line = accessCacheLine(rwbar, addr, wdata);
        if(!error)
            updateCache(addr, line);
    }
}

```

Figure 2: Memory access.

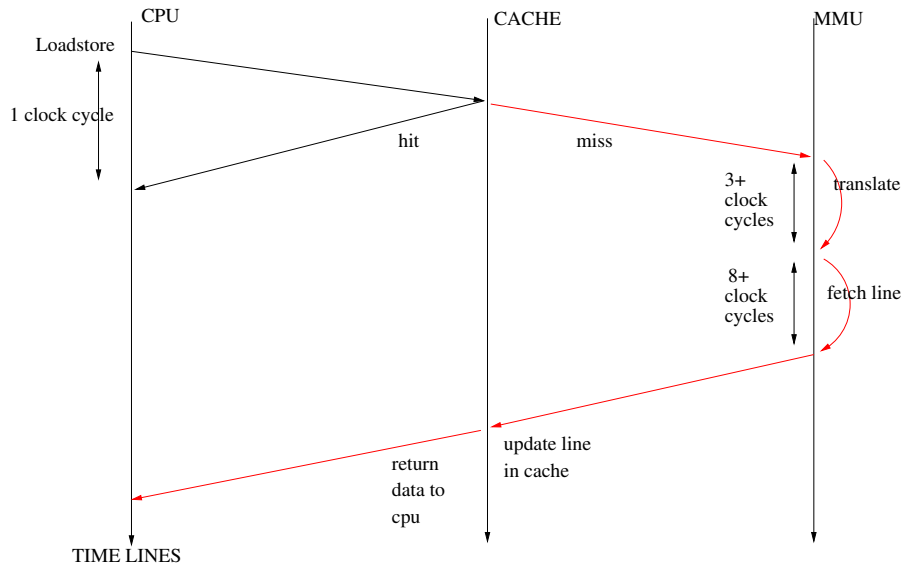


Figure 3: Activity in the memory access pipeline.

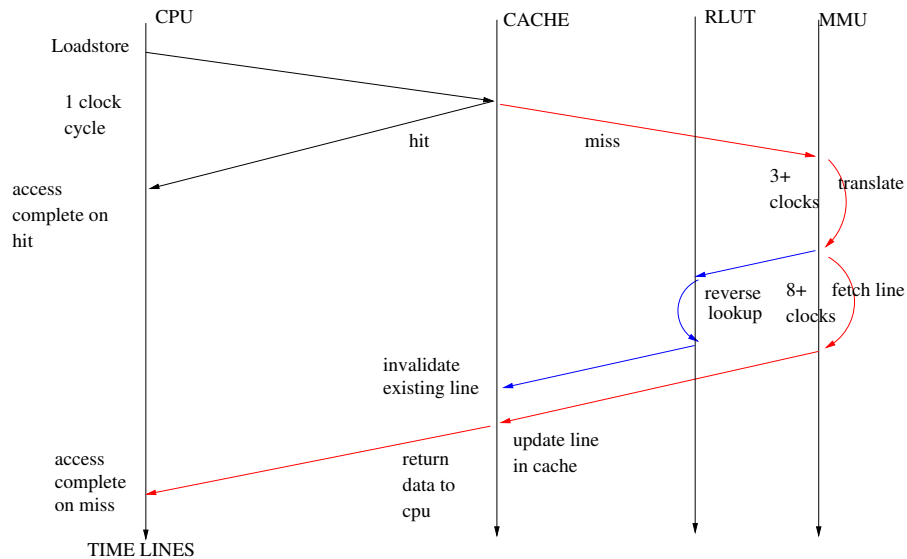


Figure 4: Activity in the memory access pipeline after introduction of the RLUT ($S = 1$).

virtual address, so that the invariant is maintained when the new virtual address is added to the cache after the line is fetched. This is illustrated in Figure 4 for the case $S = 1$. A reverse lookup table (RLUT) is introduced between the MMU and the cache. This reverse lookup table is organized as an 8-way associative memory (for a 32 kilo-byte VIVT-DM cache, as discussed above). Note that there is no lengthening of the critical path in the memory access, because the application of the RLUT driven action is happening concurrently with the fetch of the cache line from physical memory. In fact, we observe that the time budget available for the reverse table lookup is 8 clock cycles, which is substantial.

4 Incorporating cache coherency related invalidations into the scheme

In the AJIT-32 multi-core environment, invalidation messages are generated by a cache-coherent memory controller. This is illustrated in Figure 5 for a four core system.

As far as a single core is concerned, we observe that it receives invalidation messages which are not synchronous with its internal memory accesses. These external invalidation messages are synchronized to the cache access cycles by the cache controller. The cache controller samples the invalidate message only when it has no miss pending. This ensures that there are no race conditions in the cache line invalidation due to the invalidation message racing ahead of an ongoing miss access [7]. A simplified description of the state machine imple-

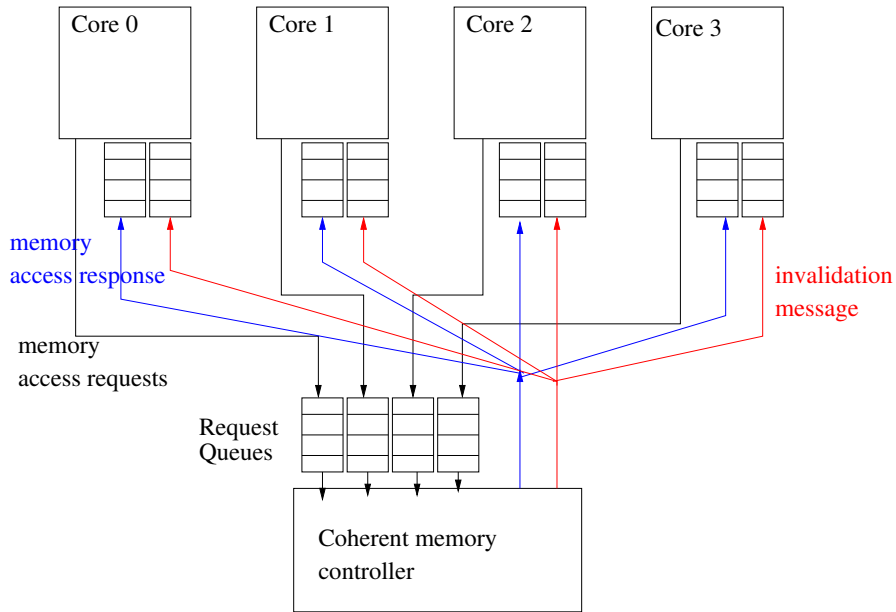


Figure 5: Four core AJIT system.

mented in the cache controller is shown in Figure 6. The behaviour of the state machine can be understood as follows:

- The cache controller accepts a new request.
- If it is a coherence invalidate request then it is immediately applied. Otherwise, if a normal memory access is requested, the cache controller proceeds to execute the memory access.
- If a normal memory access is started, the tags and data arrays are accessed in parallel and the hit status is computed. If there is a hit, the result is reported immediately.
- If there is a miss, a line access request is sent to the MMU. The controller then waits for the synonym invalidate message from the MMU (as indicated in Figure 4).
- After the arrival of the synonym invalidate message, the cache controller waits for the cache line to be received, updates the cache and is then ready for the next request.

The critical loop is the request-hit-request loop, which has a loop latency of one clock cycle, so that on hits, the cache serves one request per clock cycle.

The final architecture of the memory subsystem in the AJIT core is illustrated in Figure 7.

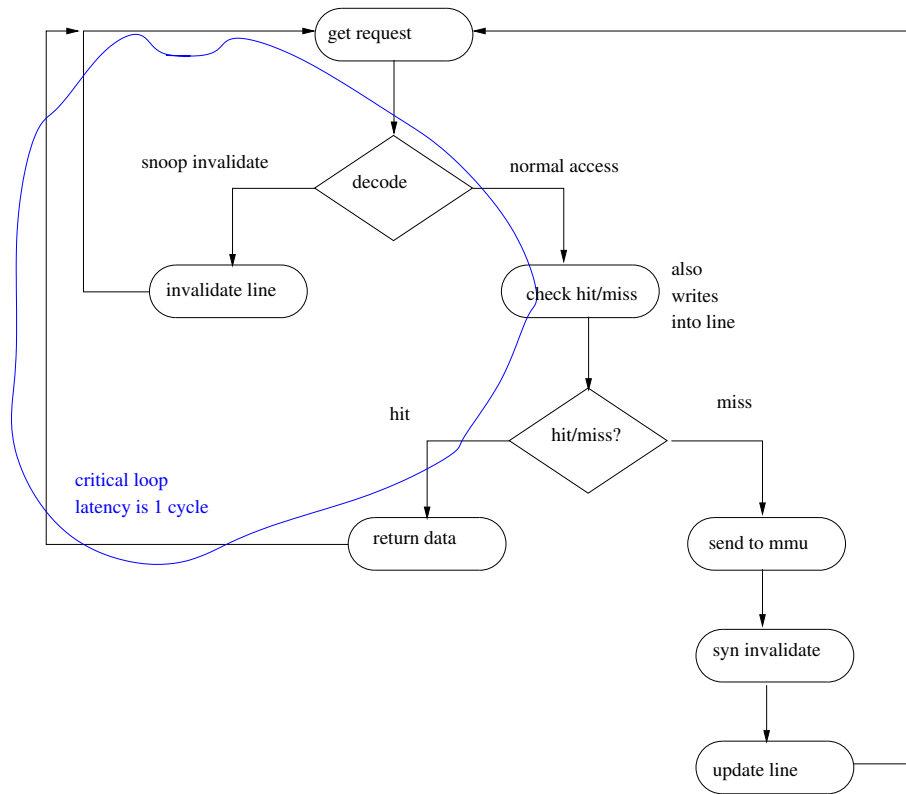


Figure 6: Cache controller state flow-chart

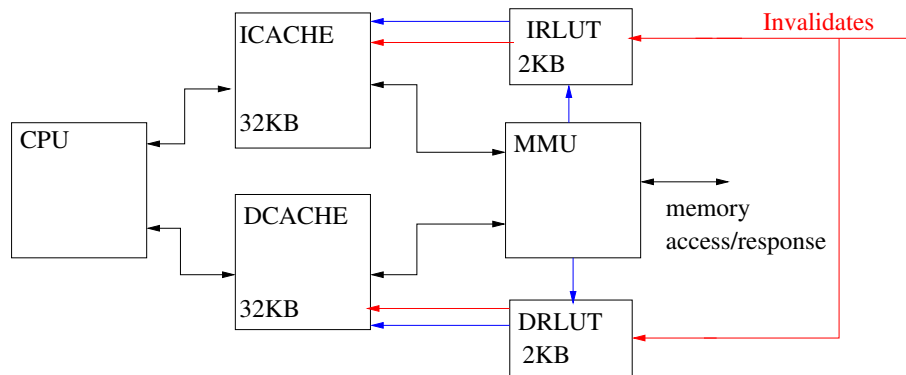


Figure 7: Final memory subsystem with RLUT.

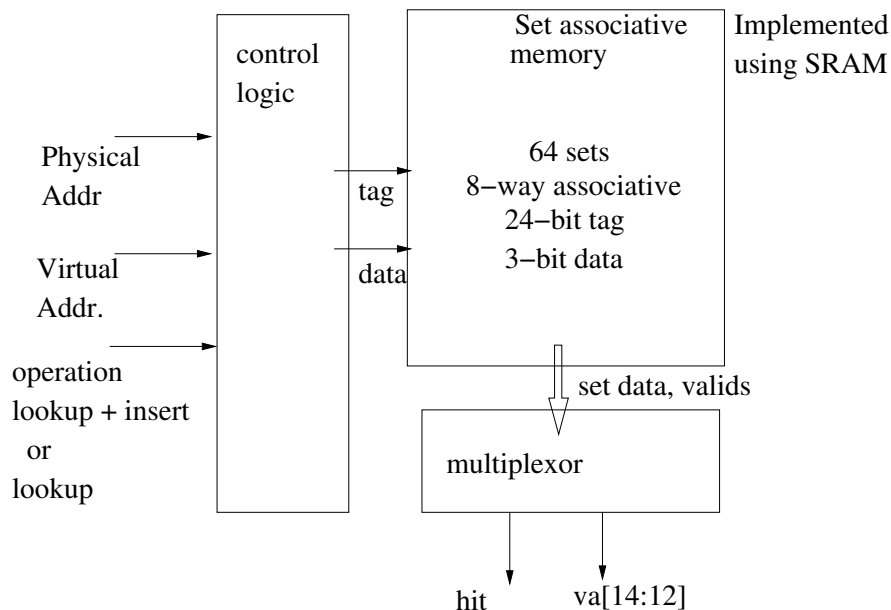


Figure 8: RLUT architecture

5 Hardware implementation characteristics of the RLUT for a 1 synonym safe VIVT-DM cache

In Figure 8, we show the architecture of the RLUT used in the AJIT processor core (32 kilo-byte caches, 64-byte line, 1 synonym safe VIVT-DM). The RLUT supports the following operations.

- lookup and insert: a (physical,virtual) address pair (P, V) is presented to the RLUT. The RLUT does a lookup in the set associative memory using P as the tag and follows this up with an insert of V as data for the physical address P . This operation takes two clock cycles and is not pipelined. Note that this operation is applied only on a cache miss, and is a relatively rare event.
- lookup: a physical address P is presented to the RLUT. The RLUT does a lookup in the set associative memory using P and determines if there is a legal virtual address W in the RLUT which is mapped to P . This operation is fully pipelined. Note that this operation is triggered by snoop invalidates, and is common.

This RLUT implementation has been verified as part of the AJIT processor core on an FPGA prototyping board (VC709) at a clock frequency of 100MHz.

The RLUT's are implemented using an 8-way set-associative cache, with 64 sets. The entire physical address in the AJIT processor is 36 bits wide. Since

Cache-size	S	Bytes-needed
4KB	1	0
8KB	1	432
16KB	1	864
32KB	1	1728
4KB	2	0
8KB	2	480
16KB	2	960
32KB	2	1920

Figure 9: Number of memory bytes needed in each RLUT as a function of cache size and S

the line width is 64 bytes, and since there are 64 sets, the RLUT set index is calculated using bits [11:6] of the physical address, and the RLUT tag consists of bits [35:12] of the physical address. The reverse translation data consists of the S virtual address of the line to which a physical address can be mapped. Coming to the S virtual line addresses which can map to a physical address P , we observe that it is sufficient to store just the *index* of the virtual address line which maps to P . For the numbers in consideration (32 kilo-byte cache with 64 byte lines), a virtual address V can be stored in the line with index $V[14 : 6]$. Of these bits, we know that if virtual address V is mapped to P , then $V[11 : 6] = P[11 : 6]$. Thus, it is enough to just store bits of $V[14 : 12]$ of V in the RLUT. Thus, for an S synonym safe 32 kilo-byte VIVT cache, we need to store

$$512 \times (24 + (3 \times S))$$

bits of information in each RLUT.

In Figure 9, we present the number of bytes required for each RLUT as the cache size is varied (assuming that the page size is 4 kilo-bytes). Note that for a page size of 4 kilo-bytes, we do not need an RLUT for cache sizes of 4 kilo-bytes or smaller. The general formula for the number of bytes needed is

$$((CacheSize/64) \times (24 + (3 \times S)))/8$$

when the cache size is > 4 kilo-bytes.

6 Conclusions

In this paper, we have presented a simple scheme for implementing synonym free, coherent VIVT caches. For a given S , we ensure that there are at most S synonyms for a physical address present in the VIVT cache. Keeping $S =$

1 yields the highest performance in the cache and also simplifies invalidation actions which may arise due to writes to synonym physical addresses or which arise as a result of cache coherence snoop activity. For an implementation of the scheme with $S = 1$ on a direct-mapped 32 kilo-byte VIVT cache, the memory overhead required is 5.3% and there is no impact on the memory access latencies. Further, snoop invalidation lookups are completed in 1 clock cycle with a throughput of 1 lookup/clock-cycle, while RLUT updates occur only on cache misses, and are completed in two clock cycles, concurrent with the fetching of the line from main memory. Thus, the best properties of VIVT caches can be preserved while providing a synonym free, coherent multi-core ready processor core with no limits on the size of the L1 cache.

References

- [1] “IEEE draft standard 1754,” <https://standards.ieee.org/standard/1754-1994.html>.
- [2] M. Cheklevov and M. Dubois, “Virtual-address caches part 1: Problems and solutions in uniprocessors,” *IEEE Micro*, pp. 64–71, 1997.
- [3] R. Wheeler and B. Bershad, “Consistency management for virtually indexed caches,” *ASPLOS-V*, pp. 124–136, 1992.
- [4] M. Hill, “A case for direct mapped caches,” *IEEE Computer magazine*, vol. 21, pp. 25–39, 1988.
- [5] J. Kim, S. L. Min, and C. S. Kim, “U-cache: A cost-effective solution to the virtual cache synonym problem,” *Microprocessors and Microsystems*, vol. 22, pp. 33–40, 1998.
- [6] S. Kaxiras and A. Ros, “New perspective for efficient virtual-cache coherence,” 2013, pp. 535–546.
- [7] P. Stenstrom, “A survey of cache coherence schemes for multiprocessors,” *IEEE Computer*, vol. 23, no. 6, pp. 12–24, June 1990.