

Galaxy clusters, cosmic chronometers and the Einstein equivalence principle

I. E. C. R. Mendonça^{1,*}, Kamal Bora^{2,†}, R. F. L. Holanda^{1,3,4,‡} and Shantanu Desai^{2,§}

¹*Departamento de Física, Universidade Federal do Rio Grande do Norte,
Natal - Rio Grande do Norte, 59072-970, Brasil*

²*Department of Physics, Indian Institute of Technology, Hyderabad, Kandi, Telangana-502284, India*

³*Departamento de Física, Universidade Federal de Campina Grande, 58429-900, Campina Grande - PB, Brasil and*

⁴*Departamento de Física, Universidade Federal de Sergipe, 49100-000, Aracaju - SE, Brazil*

The Einstein equivalence principle in the electromagnetic sector can be violated in modifications of gravity theory generated by a multiplicative coupling of a scalar field to the electromagnetic Lagrangian. In such theories, deviations of the standard result for the cosmic distance duality relation, and a variation of the fine structure constant are expected and are unequivocally intertwined. In this paper, we search for these possible cosmological signatures by using galaxy cluster gas mass fraction measurements and cosmic chronometers. No significant departure from general relativity is found regardless of our assumptions about cosmic curvature or a possible depletion factor evolution in cluster measurements.

PACS numbers: 98.80.-k, 95.35.+d, 98.80.Es

I. INTRODUCTION

Despite General Relativity (GR) been corroborated in several Solar System tests as well as in a strong gravitational field tests including gravitational wave observations [1–4], several other astronomical observations only can be explained if new ingredients are added in the nature. Namely, the dark matter (DM) and dark energy (DE) are necessary to explain the observations of galactic velocities in galaxy clusters, the rotational curve of spiral galaxies and the discovery of the accelerated expansion of the universe via observations of Supernovae type Ia (SNe Ia) [5]. Nevertheless, the nature, origin and dynamics of such new kinds of matter is still unknown [6, 7]. Through the last century, alternative gravity theories have been proposed in order to accommodate such observations, such as, massive gravity theories [8, 9], modified Newtonian dynamic (MOND) [10], $f(R)$ and $f(T)$ theories [12], braneworld models [13–16], Bekenstein-Sandvik-Barrow-Magueijo (BSBM) theory [17–20] of varying α among others. Several of these theories break the Einstein equivalence principle (EEP), which leads to explicit modifications of some fundamental constants of nature. Then, it is also the role of observational cosmology to have mechanisms to test whether these theories actually satisfy all the observational constraints. For example, Ref. [21] considered a general tensor-scalar theory that allows to test the equivalence principle in the dark sector by introducing two different conformal couplings to standard matter and to dark matter. The analysis did not show any significant deviations from GR. By considering degenerate higher order scalar-tensor theories, Ref. [22] also discussed which constraints can be put on the parameters of these theories by using galaxy cluster data and gravitational lensing.

On the other hand, the authors of Refs. [23, 24] proposed a robust mechanism to explore possible cosmological signatures of the modifications of gravity via the presence of a scalar field with a multiplicative coupling to the electromagnetic Lagrangian. It was shown that, in this context, variations of the fine structure constant, violations of the distance duality relation, departures of the standard evolution of the cosmic microwave background (CMB) temperature law are intimately and unequivocally linked. In such a framework, the breaking of the EEP occurs by introducing an additional term into the action, coupling the usual matter fields Ψ to a new scalar field ϕ , which is motivated by a wide class of theories of gravity (scalar-tensor theories of gravity) [25–39, 41]. Briefly, the explicit form of the couplings studied by [23, 24] are of the type

$$S_m = \sum_i \int d^4x \sqrt{-g} h_i(\phi) \mathcal{L}_i(g_{\mu\nu}, \Psi_i), \quad (1)$$

where \mathcal{L}_i is the Lagrangians for different matter fields Ψ_i and $h_i(\phi)$ represents a non-minimal couplings between

*Electronic address: ramalho.isaac@fisica.ufrn.br

†Electronic address: ph18resch11003@iith.ac.in

‡Electronic address: holandarfl@fisica.ufrn.br

§Electronic address: shntn05@gmail.com

ϕ and Ψ_i . When $h_i(\phi) = 1$ we recover GR. Such a coupling affects all the electromagnetic sector, which results in the non-conservation of the photon number along geodesics, changing the expression for the luminosity distance, $D_L(z)$ from the standard relation, where z is the redshift, and violating the so-called cosmic distance-duality relation (CDDR) [40], $D_L = (1+z)^2 D_A$, where D_A is the angular diameter distance. Moreover, a variation of the evolution of the CMB radiation is also expected due to the non-conservation of the photon number. All these changes are closely related to the time evolution of $h(\phi(t))$ (see next section).

In the last few years, several works have proposed and implemented tests of observational consequences from the action posited in Eq. 1, which explicitly breaks the EEP in the electromagnetic sector [44–55]. These studies used angular diameter distances of galaxy clusters obtained via their X-ray surface brightness + Sunyaev-Zel’dovich effect [11] observations, galaxy cluster gas mass fractions, strong gravitational lensing, SNe Ia samples and the Cosmic Microwave Background (CMB) temperature in different redshifts, $T_{CMB}(z)$. Recently, Ref.[56] considered a number of well-studied $f(T)$ gravity models and devised various observational predictions of the corresponding EEP induced violation of the distance duality relation. The validity of EEP in $f(T)$ gravity was tested using current measurements of the variation of the fine-structure constant [57, 58]. In general, no significant deviation from general relativity was found in these works, although their results do not rule out with high confidence level the non-standard models under question.

In this paper, we search for deviations from GR by considering the class of models that explicitly breaks the EEP in the electromagnetic sector. The cosmological data used for this purpose consist of 40 gas mass fraction measurements in the redshift range $0.078 \leq z \leq 1.063$ [59] and 31 cosmic chronometer $H(z)$ data in the redshift range $0.07 \leq z \leq 1.965$ [60] in order to derive the angular diameter distance to the clusters. The search for signatures of the breaking of EEP is performed by using a deformed cosmic distance duality relation, such as $D_L D_A^{-1} (1+z)^{-2} = \eta(z)$ and $\alpha(z) = \alpha_0 \varphi(z)$ (where α_0 is the current value of the fine-structure constant). For this class of theories $\eta(z)^2 \equiv \phi(z)$ and we consider $\eta(z) = 1 + \eta_0 z$ in order to obtain tight limits on η_0 . We explore both flat and non-flat universes. We also consider both a constant and redshift-dependent depletion factor, (i.e. the ratio by which the gas mass fraction of galaxy clusters is depleted with respect to the universal mean of baryon fraction). As a basic result, $\eta_0 \approx 10^{-2}$ is obtained, independent of any assumptions on the cosmic curvature as well as the depletion factor.

The outline of this paper is as follows. In Section II, we briefly explain the theoretical idea and methodology adopted in this paper. We discuss the data used in this work in Section III. Section V covers the analysis and results of this work. Our conclusions are discussed in Section VI.

II. METHODOLOGY

A. Theoretical framework

Refs. [23, 24] explored a class of modified gravity theories characterized by a universal non-minimal coupling between an extra scalar field Φ to gravity, where the standard matter Lagrangian \mathcal{L}_i and the scalar field Φ are represented by the action:

$$S = \int d^4x \sqrt{-g} \left[f_i(\Phi) \mathcal{L}_i(g_{\mu\nu}, \Psi_i) + \frac{1}{2\kappa} \left(\Phi R - \frac{\omega(\Phi)}{\Phi} (\partial_\sigma \Phi)^2 - V(\Phi) \right) \right], \quad (2)$$

Here, $\kappa = 8\pi G$, where G is the gravitational constant, $V(\Phi)$ is the scalar-field potential, R is the Ricci scalar for the metric $g_{\mu\nu}$ with determinant g , $f_i(\Phi)$, and $\omega(\Phi)$ are arbitrary functions of Φ . The matter Lagrangian for the non-gravitational fields Ψ_i is \mathcal{L}_i . For the electromagnetic radiation, $\mathcal{L}_{EM}(g_{\mu\nu}, \Psi_{EM})$, where $\Psi_{EM} = A^\mu$ stands for the 4-vector potential. By the extremization of the action (2), one obtains the Einstein field equations [23]:

$$R_{\mu\nu} - \frac{1}{2} g_{\mu\nu} R = \kappa \frac{f_i(\Phi)}{\Phi} T_{\mu\nu}^i + \frac{1}{\Phi} [\nabla_\mu \nabla_\nu - g_{\mu\nu} \square] \Phi + \frac{\omega(\Phi)}{\Phi^2} \left[\partial_\mu \Phi \partial_\nu \Phi - \frac{1}{2} g_{\mu\nu} (\partial_\alpha \Phi)^2 \right] - g_{\mu\nu} \frac{V(\Phi)}{2\Phi}, \quad (3)$$

with the stress-energy tensor being given by $T_{\mu\nu}^i = (-2/\sqrt{-g}) \delta(\sqrt{-g} \mathcal{L}_i) / \delta g^{\mu\nu}$. As one may see, the cases $f_i(\Phi) \neq 1$ and/or $\Phi \neq 1$ will represent the EEP breaking, while the limit $\Phi \rightarrow 1$, $f_i(\Phi) \rightarrow 1$, $\omega(\Phi) = 0$ and $V(\Phi) = 0$ corresponds to the standard result. Moreover, $\omega(\Phi) = \text{constant}$ and $f_i(\Phi) = 1$ stands for the Brans-Dicke theory [61], and the pressuron theory [39], the dilaton [25, 26, 41] also follow from that action. The main results in the case where the electromagnetic field is the only matter field present into the action (2) are discussed below.

The Lagrangian in the vacuum is given by [24]:

$$\mathcal{L}_{EM}(g_{\mu\nu}, A^\mu) = -\frac{1}{4} F^{\mu\nu} F_{\mu\nu}, \quad (4)$$

where $F^{\mu\nu} = \partial^\mu A^\nu - \partial^\nu A^\mu$ and we will consider a coupling $f_i(\Phi) = f_{EM}(\Phi)$. The modified Maxwell equations can be obtained by variation of the action with respect to the 4-potential A^μ :

$$\nabla_\nu (f_{EM}(\Phi) F^{\mu\nu}) = 0. \quad (5)$$

Now, we expand the 4-potential as $A^\mu = \Re \{ (b^\mu + \epsilon c^\mu + O(\epsilon^2)) \exp^{i\theta/\epsilon} \}$ (standard procedure in general relativity [42, 43]) and use the Lorentz gauge, which leads to the usual null-geodesic at leading order. The next order of the modified Maxwell equations is given by

$$k^\nu \nabla_\nu b = -\frac{1}{2} b \nabla_\nu k^\nu - \frac{1}{2} b k^\nu \partial_\nu \ln f_{EM}(\Phi) \quad (6)$$

$$k^\nu \nabla_\nu h^\mu = \frac{1}{2} k^\mu h^\nu \partial_\nu \ln f_{EM}(\Phi) \quad (7)$$

where h^μ is the polarisation vector, b is the amplitude of $b^\mu = b h^\mu$ and $k_\mu \equiv \partial_\mu \theta$. The photons number conservation law is written as:

$$\nabla_\nu (b^2 k^\nu) = -b^2 k^\nu \partial_\nu \ln f_{EM}(\Phi). \quad (8)$$

The wave vector in the flat FRW metric in spherical coordinate is $k^\mu = (k^0, k^r, 0, 0) = (-k_0, k_0/a(t), 0, 0)$ and it can be showed that the quantity $K = b(t, r) r a(t) \sqrt{f_{EM}(\Phi(t))}$ is constant along a geodesic.

As it is known, the flux of energy comes from the T^{0i} component of the energy momentum tensor, being given by

$$F_0 = |a_0 b^2 k^0 k^r| = \frac{k_r^2 b^2}{a_0^2} = \frac{k_r^2 K^2}{r_0^2 a_0^4 f_{EM}(\Phi_0)} = \frac{C}{r_0^2 a_0^4 f_{EM}(\Phi_0)}, \quad (9)$$

where C is a constant. The emitted flux is:

$$F_e = \frac{C}{r_e^2 a_e^4 f_{EM}(\Phi_e)}, \quad (10)$$

here, the index e corresponds to the emitted signal. The angular integral of this defines the luminosity L_e :

$$L_e = \frac{4\pi C}{a_e^2 f_{EM}(\Phi_e)}. \quad (11)$$

Therefore, the equation for the distance of luminosity is:

$$D_L = \left(\frac{L_e}{4\pi F_0} \right)^{1/2} = \frac{a_0}{a_e} a_0 r_0 \sqrt{\frac{f_{EM}(\Phi_0)}{f_{EM}(\Phi_e)}} = c(1+z) \sqrt{\frac{f_{EM}(\Phi_0)}{f_{EM}(\Phi(z))}} \int_0^z \frac{dz}{H(z)}. \quad (12)$$

As one may see, this expression for D_L is slightly modified for a non-minimal coupling f_{EM} between the electromagnetic Lagrangian and an extra scalar field.

Since the angular diameter distance D_A is a purely geometric quantity, its equation is the same as in usual electromagnetism

$$D_A(z) = \frac{c}{(1+z)} \int_0^z \frac{dz'}{H(z')}. \quad (13)$$

By comparing with Eq. 12 we have:

$$\frac{D_L(z)}{D_A(z)(1+z)^2} = \sqrt{\frac{f_{EM}(\Phi_0)}{f_{EM}(\Phi(z))}} \equiv \eta(z). \quad (14)$$

The parameter $\eta(z)$ is related to $f_{EM}(\Phi(z))$ for convenience, when $\eta(z) = 1$, the above relation is also known as the cosmic distance duality relation (CDDR). This relation plays an essential role in cosmological observations and it has been tested in different cosmological context in recent years [62–68]. In fact, as commented earlier, the kind of coupling explored by Refs. [23, 24] also leads to a time-variation of the fine structure constant, $\alpha = \alpha_0 \varphi(z)$, as well as a modification of the CMB temperature evolution law, $T_{CMB}(z) = T_0(1+z)^{1-\tau}$, where these variations intimately and unequivocally intertwined with each other. As discussed in Ref. [23] (see their equations (12) and (34)), if a possible

departure from the CDDR validity is quantified by a $\eta(z)$ term, the consequent deviation in the CMB temperature evolution law and the time-evolution of the fine structure constant are described by:

$$\frac{\Delta\alpha}{\alpha} = \varphi(z) - 1 = \eta^2(z) - 1 \quad (15)$$

and

$$T(z) = T_0(1+z)[0.88 + 0.12\eta^2(z)]. \quad (16)$$

In the follows, we discuss the consequences of a such coupling on the galaxy cluster gas mass fraction measurements in the X-ray band.

B. Consequences on Galaxy cluster gas mass fraction measurements

Usually, the galaxy cluster X-ray gas mass fraction measurements are used to constrain cosmological parameters from an equation that depends on the CDDR, such as [59, 69–71]:

$$f_{X\text{-ray}}^{obs}(z) = A(z)\gamma(z)K(z)(\Omega_b/\Omega_M) \left[\frac{D_L^* D_A^{*1/2}}{D_L D_A^{1/2}} \right]. \quad (17)$$

Here, $K(z)$ is the calibration constant equal to 0.96 ± 0.12 , which accounts for any bias in the gas mass due to bulk motion and non-thermal pressure in the cluster gas [59, 69–71], $A(z)$ represents the angular correction factor which is close to unity, and D_A is the angular diameter distance to each cluster. $\gamma(z)$ is the depletion factor. The asterisk denotes the corresponding quantities in fiducial cosmology ($\Omega_m = 0.3$ and $h = 0.7$). However, if there is a departure of $\eta(z) = 1$ ($D_L(1+z)^{-2}/D_A = \eta(z)$), this quantity would be affected and it must be rewritten as (see Ref.[72] for details):

$$f_{X\text{-ray}}^{obs}(z) = A(z)\gamma(z)K(z)(\Omega_b/\Omega_M) \left[\frac{D_A^{*3/2}}{\eta D_A^{3/2}} \right]. \quad (18)$$

On the other hand, the gas mass fraction measurements extracted from X-ray data are also affected by a possible departure of $\varphi(z) = 1$ (see Ref.[46]), such as:

$$f_{X\text{-ray}} \propto [\varphi(z)]^{-3/2}. \quad (19)$$

By considering the context of the class of theories explored by [23, 24], where there is a breaking in the Einstein equivalence principle in electromagnetic sector and the relation $\varphi(z)^{1/2} = \eta(z)$ is verified, one obtains:

$$f_{X\text{-ray}} \propto \eta^{-3}. \quad (20)$$

Then, the quantity $f_{X\text{-ray}}^{obs}$ may still be deviated from its true value by a factor η^{-3} , which does not have a counterpart on the right side in the Eq.(18) [46]. Then, this expression has to be modified to:

$$f_{X\text{-ray}}^{obs}(z) = A(z)\gamma(z)K(z)(\Omega_b/\Omega_M) \left[\frac{\eta^2 D_A^{*3/2}}{D_A^{3/2}} \right]. \quad (21)$$

Finally, if we have the angular diameter distance at the galaxy cluster redshifts, it is possible to constrain the η parameter by using:

$$\eta^2 = \left[\frac{f_{X\text{-ray}}^{obs}(z) D_A^{3/2}}{A(z)\gamma(z)K(z)(\Omega_b/\Omega_M) D_A^{*3/2}} \right]. \quad (22)$$

If $\eta = 1$, there is no breaking of EEP in electromagnetic sector. In this paper, the angular diameter distance for each galaxy cluster in the analyzed sample (see next section) is obtained by using $H(z)$ measurement data and we consider both flat and non-flat universes. For Ω_b and Ω_M we use the Planck's values, such as: $\Omega_b = 0.0493 \pm 0.0039$ and $\Omega_M = 0.3153 \pm 0.0073$ [73].

III. DATA SAMPLE

A. Gas Mass Fraction

For galaxy cluster gas mass fraction measurements in the X-ray band we use a sample of 40 galaxy clusters in the redshift range $0.078 \leq z \leq 1.063$ [59]. The gas mass fraction of these structures were obtained in spherical shells at radii near r_{2500}^1 , rather than integrated at all radii ($< r_{2500}$) as in previous works. By using robust mass estimates for the target clusters via weak gravitational lensing the bias in the mass measurements from X-ray data arising by assuming hydrostatic equilibrium was calibrated [74]. An important factor when one uses this kind of measurements is the depletion factor, which is the ratio by which the gas mass fraction of galaxy clusters is depleted with respect to the universal mean of baryon fraction. Here we consider two cases: a constant depletion factor and an evolving one such as $\gamma(z) = \gamma_0(1 + \gamma_1 z)$.

B. Cosmic Chronometers

We use 31 cosmic chronometers $H(z)$ data from Ref. [60] in the redshift range $0.07 \leq z \leq 1.965$ in order to derive the angular diameter distance to galaxy clusters (see Fig 1). As it is largely known, Cosmic Chronometers (CC) are one of the most widely used probes in Cosmology. Briefly, if passively evolving galaxies at different redshifts are considered, the age difference of the galaxies can be computed yielding in the Hubble parameter based on the following equation [75, 76]:

$$H(z) = -\frac{1}{1+z} \frac{dz}{dt}. \quad (23)$$

The derivative term dz/dt in Eq. (23) is obtained with respect to the cosmic time. The only assumption for the CC is the stellar population model, no cosmological model is considered. We also plot in Fig.(1) the reconstruction of Hubble parameter at different redshift using Gaussian Processes. This will be important to compute the comoving distance in galaxy cluster's redshifts of the previous sample.

As commented earlier, the main goal of this work is to obtain limits on η_0 parameter from the $\eta(z) = 1 + \eta_0 z$ function, which gives us information if there is some breaking in EEP in electromagnetic sector. For this purpose, we use three different cases which we will discuss one by one in next section.

IV. MODELS TESTED

In all cases, we choose Gaussian Processes Regression [77] to reconstruct the comoving distance, D_C , at each galaxy cluster's redshift via $H(z)$ data (for more details, see [68, 75, 78]), where D_C is:

$$D_C = c \int_0^z \frac{dz'}{H(z')}. \quad (24)$$

A. A flat Universe with a constant gas depletion factor

In this case, the angular diameter distance for each galaxy cluster can be obtained from D_C by:

$$D_A(z) = \frac{D_C}{(1+z)}, \quad (25)$$

and the depletion factor is simply $\gamma(z) = \gamma_0$. Then, from Eq.(22), the limits on η_0 and γ_0 parameters can be done by using:

¹ This radii is that one within which the mean cluster density is 2500 times the critical density of the Universe at the cluster's redshift.

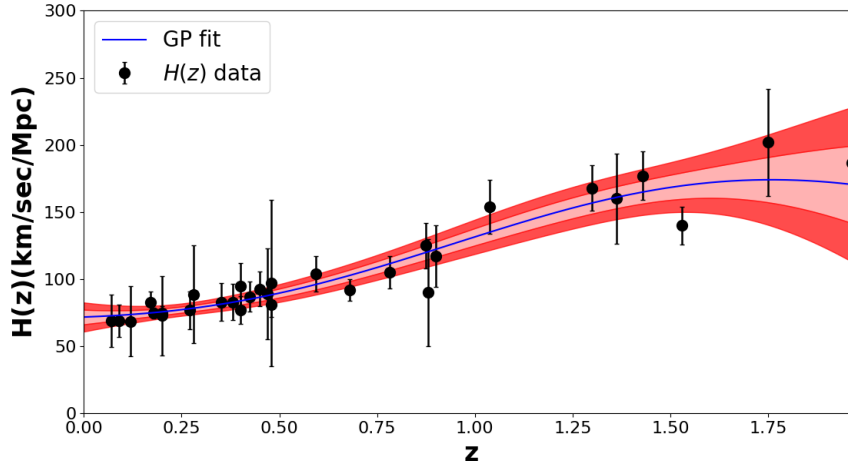


FIG. 1: Reconstruction of Hubble parameter at different redshift using Gaussian Processes. We used 31 $H(z)$ cosmic chronometers measurements compiled by [60]. The best GP fit is shown by a blue line along with 1σ and 2σ error bands.

$$\gamma_0(1 + \eta_0 z)^2 = \left[\frac{f_{gas}(z)}{K(z)A(z)} \right] \left[\frac{\Omega_m}{\Omega_b} \right] \left(\frac{D_A}{D_A^*} \right)^{3/2} \quad (26)$$

B. A flat Universe with varying gas depletion factor

In this case, the angular diameter distance for each galaxy cluster is still obtained via Eq.(25), but the depletion factor is given by:

$$\gamma(z) = \gamma_0(1 + \gamma_1 z). \quad (27)$$

Then, the limits on η_0 , γ_0 and γ_1 parameters can be done by using:

$$\gamma_0(1 + \gamma_1 z)(1 + \eta_0 z)^2 = \left[\frac{f_{gas}(z)}{K(z)A(z)} \right] \left[\frac{\Omega_m}{\Omega_b} \right] \left(\frac{D_A}{D_A^*} \right)^{3/2} \quad (28)$$

C. A non-flat Universe with a constant gas depletion factor

Finally, in the last case we add the curvature parameter in analyses as a free parameter. This is motivated by recent observations which hint at non-vanishing curvature [79]. The angular diameter distance is related to the comoving distance D_C by following equations (for more details, see [80]),

$$D_A(1 + z) = \begin{cases} D_H \frac{1}{\sqrt{\Omega_k}} \sinh \left[\frac{\sqrt{\Omega_k} D_C}{D_H} \right] & \Omega_k > 0 \\ D_C & \Omega_k = 0 \\ D_H \frac{1}{\sqrt{|\Omega_k|}} \sin \left[\frac{\sqrt{|\Omega_k|} D_C}{D_H} \right] & \Omega_k < 0 \end{cases} \quad (29)$$

where $D_H = c/H_0$. Then, the limits on η_0 , γ_0 and Ω_k parameters can be done by using:

$$\gamma_0(1 + \eta_0 z)^2 D_A^{-3/2} = \left[\frac{f_{gas}(z)}{K(z)A(z)} \right] \left[\frac{\Omega_m(z)}{\Omega_b(z)} \right] (D_A^*)^{-3/2} \quad (30)$$

TABLE I: . Constraints on the parameter η_0 as discussed in Sec IV along with the recent studies.

Dataset Used	η_0	Reference
ADD + SNeIa	0.069 ± 0.106	[44]
ADD + SNeIa + T_{CMB}	-0.005 ± 0.025	[45]
Gas Mass Fraction+SNeIa+ T_{CMB}	-0.020 ± 0.027	[46]
ADD+Gas Mass Fraction+SNeIa+ T_{CMB}	-0.012 ± 0.022	[51]
Galaxy clusters + SNeIa + $H(z)$	0.009 ± 0.05	[68]
Gas Mass Fraction + Cosmic Chronometers (Case I)	$-0.017^{+0.077}_{-0.075}$	This work
Gas Mass Fraction + Cosmic Chronometers (Case II)	$-0.115^{+0.362}_{-0.211}$	This work
Gas Mass Fraction + Cosmic Chronometers (Case III)	$0.081^{+0.389}_{-0.359}$	This work

V. ANALYSIS AND RESULTS

A. Constraints on η_0 parameter

Case A: In order to constrain the parameters η_0 and γ_0 of Eq.(26), we maximize the likelihood equation given as below,

$$-2 \ln \mathcal{L} = \sum_{i=1}^n \frac{\left(\gamma_0(1 + \eta_0 z)^2 - \left[\frac{f_{gas}(z)}{K(z)A(z)} \right] \left[\frac{\Omega_m(z)}{\Omega_b(z)} \right] \left(\frac{D_A}{D_A^*} \right)^{3/2} \right)^2}{\sigma_i^2} + \sum_{i=1}^n \ln 2\pi\sigma_i^2. \quad (31)$$

Here, σ_i^2 denotes the observational errors which is obtained by propagating the errors in $f_{gas}(z)$, $K(z)$, Ω_m , Ω_b , D_A , and D_A^* .

Case B :

Similarly, the constraints on the η_0 parameter along with γ_0 and γ_1 present in Eq.(28) can be obtained by maximizing the likelihood distribution function, \mathcal{L} given by

$$-2 \ln \mathcal{L} = \sum_{i=1}^n \frac{\left(\gamma_0(1 + \gamma_1 z)(1 + \eta_0 z)^2 - \left[\frac{f_{gas}(z)}{K(z)A(z)} \right] \left[\frac{\Omega_m(z)}{\Omega_b(z)} \right] \left(\frac{D_A}{D_A^*} \right)^{3/2} \right)^2}{\sigma_i^2} + \sum_{i=1}^n \ln 2\pi\sigma_i^2. \quad (32)$$

Here, σ_i^2 includes the error in $f_{gas}(z)$, $K(z)$, Ω_m , Ω_b , D_A , and D_A^* which is calculated by error propagation of these quantities.

Case C :

We can put limits on η_0 parameter assuming Ω_k and γ_0 as the free parameters(see Eq.(30)). In this case, the likelihood function is given by,

$$-2 \ln \mathcal{L} = \sum_{i=1}^n \frac{\left(\gamma_0(1 + \eta_0 z)^2 D_A^{-1.5} - \left[\frac{f_{gas}(z)}{K(z)A(z)} \right] \left[\frac{\Omega_m(z)}{\Omega_b(z)} \right] (D_A^*)^{-3/2} \right)^2}{\sigma_i^2} + \sum_{i=1}^n \ln 2\pi\sigma_i^2. \quad (33)$$

Here also, σ_i^2 represents the observational errors in $f_{gas}(z)$, $K(z)$, Ω_m , Ω_b , and D_A^* .

B. Results

To maximize the likelihood distribution functions given in Eq.(26),(28), and (30), we use the `emcee` MCMC sampler [81]. The best-fit values are displayed in Fig. 2, 3, and 4 for the different cases presented in Sec. IV A, IV B, and IV C respectively. The diagonal entries in each figure represent the one dimensional marginalized posterior distributions of the corresponding parameters used in each particular case and off-diagonal contour plots show the 68%, 95%, and 99% two-dimensional marginalized credible intervals. We reported no violation of CDDR at 1σ for all the cases. The values of η_0 studied in this work for different cases along with recent studies can be found in Table I.

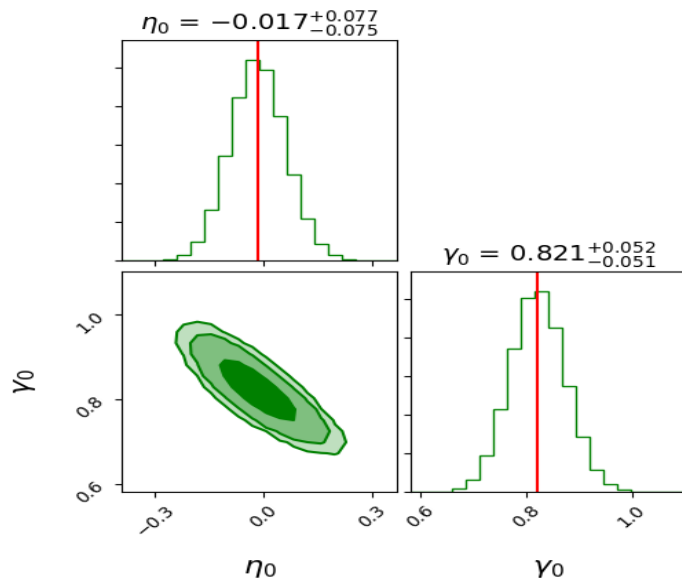


FIG. 2: Constraints on η_0 and γ_0 . The diagonal plots represent 1-D marginalized likelihood distributions of each parameter present in Eq.(26) and off-diagonal contours are 68%, 95%, and 99% 2-D marginalized confidence regions. This plot is generated via `Corner` python module [82].

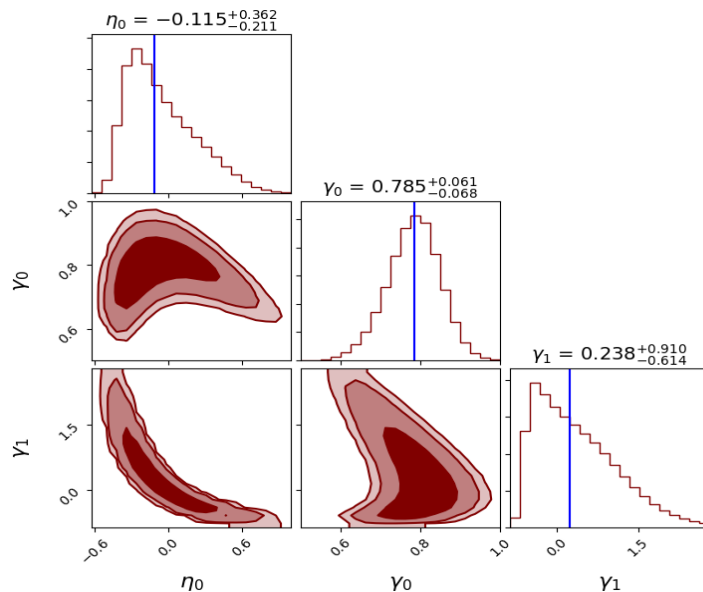


FIG. 3: Constraints on η_0 , γ_0 , and γ_1 . The diagonal plots represent 1-D marginalized likelihood distributions of each parameter present in Eq.(28) and off-diagonal contours are 68%, 95%, and 99% 2-D marginalized confidence regions.

VI. CONCLUSIONS

In this work, we have proposed a new analysis in order to search for any cosmological signatures of a possible breaking in Einstein equivalence principle in electromagnetic sector. As pointed by Ref.[23], alternative theories described by the action(1) lead naturally to variations of the fine structure constant, departures of the cosmic distance duality relation and also modifications of the CMB temperature evolution law.

The cosmological data used here were 40 galaxy cluster gas mass fraction measurements and 31 $H(z)$ data. We explore the fact that the angular diameter distances of the clusters via X-ray observations depend on the fine structure

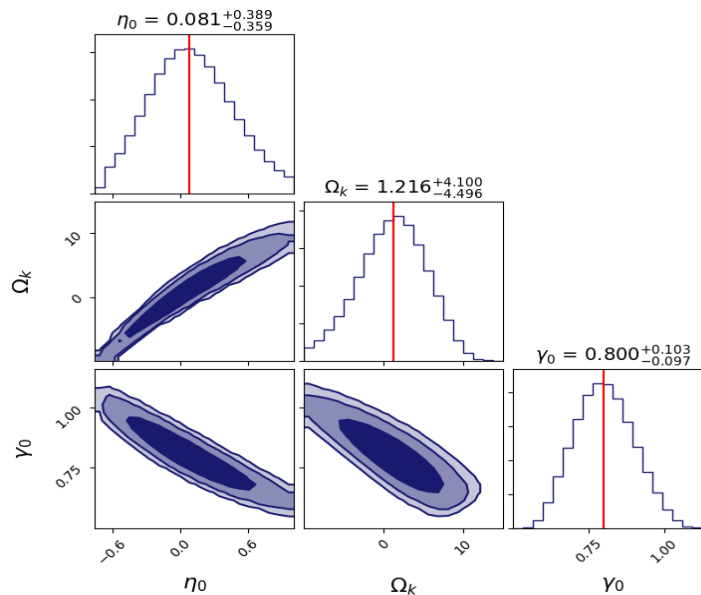


FIG. 4: Constraints on η_0 , Ω_k , and γ_0 . The diagonal plots represent 1-D marginalized likelihood distributions of each parameter present in Eq.(30) and off-diagonal contours are 68%, 95%, and 99% 2-D marginalized confidence regions.

constant and of the cosmic distance duality relation validity. On the other hand, the angular diameter distance to each galaxy cluster was calculated by applying Gaussian Processes Regression to $H(z)$ data. A possible breaking of the Einstein equivalence principle was parameterized by a function such as $\eta(z) = 1 + \eta_0 z$, where $\eta_0 = 0$ corresponds to the standard result of general relativity. The scenarios explored were: a flat universe with the depletion factor considered constant, a flat universe with the depletion factor evolving over time and a non-flat universe with the depletion factor taken as a constant. For all these cases, we find that $\eta_0 = 0$ within 1σ c.l. and no departure of the standard framework was observed (see Table I). In the near future, eROSITA observations will provide significant gains over available X-ray surveys, with $\approx 100,000$ galaxy clusters are expected to be detected in X-ray band [83]. Then, tighter limits can be performed on $\eta(z)$ by using the method proposed here in order to search for any cosmological signature of a possible breaking in Einstein equivalence principle in electromagnetic sector.

ACKNOWLEDGEMENT

KB would like to thank the Department of Science and Technology, Government of India for providing the financial support under DST-INSPIRE Fellowship program. RFLH acknowledges CNPq No.428755/2018-6 and 305930/2017-6. IECR thanks to CAPES.

-
- [1] C. M. Will, Liv. Rev. in Relat., **17**, (2014) 4.
 - [2] D. Psaltis et al., Phys. Rev. Lett. **125**, (2020) 141104.
 - [3] I. Debono and G.F. Smoot, Universe, **2**, (2016) 23.
 - [4] S. Boran, S. Desai, E.O. Kahya and R. Woodard, Phys. Rev. **D97**, (2018) 041501.
 - [5] D. Huterer and D. Shafer, Rept. Prog. Phys. **81**, (2018) 016901.
 - [6] R. R. Caldwell and M. Kamionkowski, Ann. Rev. of Nucl. and Part. Sci. **59**, (2009) 397.
 - [7] D. H. Weinberg et al., Physics Reports **530**, (2013) 87.
 - [8] S. M. Volkov, Phys. Rev. D **90**, (2014) 124090.
 - [9] T. Kobayashi et al., Phys. Rev. D **86**, (2012) 061505.
 - [10] M. Milgrom, Astrophys. J. **270**, (1983) 365.
 - [11] M. Birkinshaw, Physics Reports, **310**, 97 (1999)
 - [12] T. P. Sotiriou and V. Faraoni, Rev. Mod. Phys. **82** (2010) 451.
 - [13] L. Randall and R. Sundrum, Phys. Rev. Lett. **83**, (1999) 4690.
 - [14] A. Falkowski, Z. Lalak and S. Pokorski, Phys. Lett. B **491**, (2000) 17.

- [15] D. Langlies, Prog. of Theoret. Phys. Supplement **148** (2002) 181.
- [16] P. Brax et al., Rep. Prog. Phys. **67**, (2004) 2183.
- [17] J. D. Bekenstein, Phys. Rev. D **25**, (1982) 1527.
- [18] H. B. Sandvik, J. D. Barrow and J. Magueijo, Phys. Rev. Lett. **88**, (2002) 031302.
- [19] J. D. Barrow, H. B. Sandvik and J. Magueijo, Phys. Rev. D **65**, (2002) 063504.
- [20] C. S. Alves et al., Phys. Rev. D **97**, (2028) 023522.
- [21] N. Mohapi, A. Hees and J. Larena, JCAP **03**, (2016) 032.
- [22] V. F. Cardone et al., Phys. Rev. D **103**, (2021) 6.
- [23] A. Hees, O. Minazzoli and J. Larena, Phys. Rev. D **90**, (2014) 124064.
- [24] A. Hees, O. Minazzoli and J. Larena, Gen. Rel. and Grav. **47**, (2015) 2.
- [25] T. Damour and A. M. Polyakov, Nucl. Phys. **B423**, (1994) 532.
- [26] T. Damour and A. M. Polyakov, Gen.Rel.Grav. **26**, (1994) 1171.
- [27] J. M. Overduin and P. S. Wesson, Phys. Rept. **283**, (1997) 303.
- [28] M. Dine, W. Fischler and M. Srednicki, Phys. Lett. **104**, (1981) 199.
- [29] D. B. Kaplan, Nucl. Phys. **B260**, (1985) 215.
- [30] J. D. Bekenstein, Phys. Rev. D **25**, (1982) 1527.
- [31] H. B. Sandvik, J. D. Barrow and M. Magueijo, Phys. Rev. Lett. **88**, (2002) 031302.
- [32] J. D. Barrow and S. Z. W. Lip, Phys. Rev. D **85**, (2012) 023514.
- [33] J. D. Barrow and A. A. H. Graham, Phys.Rev. D **88**, (2013) 103513.
- [34] P. Brax et al., Phys.Rev. D **70**, (2004) 123518.
- [35] P. Brax, C. van de Bruck and A. C. Davies, Phys. Rev. Lett. **99**, (2007) 121103.
- [36] M. Ahlers et al., Phys. Rev. D **77**, (2008) 015018.
- [37] J. Khoury and A. Weltman, Phys. Rev. D **69**, (2004) 044026.
- [38] T. Hargo, F. S. N. Lobo and O. Minazzoli, Phys. Rev. D **87**, (2013) 047501.
- [39] O. Minazzoli and A. Hees, Phys. Rev. D **88**, (2013) 041504.
- [40] G.F.R. Ellis, Gen. Relativity and Gravitation, **39**, 1047 (2007)
- [41] C. J. A. P. Martins, Reports on Progress in Physics, **80**, (2017) 126902.
- [42] O. Minazzoli, Phys. Rev. D **88**, (2013) 027506.
- [43] G. Ellis, R. Maartens, and M. MacCallum, *Relativistic Cosmology*, (Cambridge University Press, 2012).
- [44] R. F. L. Holanda and K. N. N. O. Barros, Phys. Rev. D **94**, (2016) 023524, [arXiv:1606.07923].
- [45] R. F. L. Holanda and S. H. Pereira, Phys. Rev. D **94**, (2016) 104037, [arXiv:1610.01512].
- [46] R. F. L. Holanda, S. H. Pereira and S. Santos-da-Costa, Phys. Rev. D **95**, (2017) 084006 [arXiv:1612.09365].
- [47] C. J. A. P. Martins et al., PLB **743**, (2015) 377.
- [48] P. E. Vielzeuf and C. J. A. P. Martins, Journal of Physics: Conference Series **566**, (2014) 012006.
- [49] C. J. A. P. Martins and A. M. M. Pinho, Phys. Rev. D **91**, (2015) 103501.
- [50] C. J. A. P. Martins et al., Phys. Rev. D **93**, (2016) 023506.
- [51] R. F. L. Holanda et al., CQG **34**, (2017) 195003.
- [52] R. F. L. Holanda et al., PLB **767**, (2017) 188.
- [53] R. F. L. Holanda et al., JCAP **05**, (2016) 047.
- [54] C. J. A. P. Martins and L. Vacher, Phys. Rev. D **100**, (2019) 123514.
- [55] K. Bora, S. Desai, JCAP **02**, (2021) 012.
- [56] L. Said et al., JCAP **11**, (2020) 047.
- [57] M. T. Murphy et al., Lect. Notes Phys. **648**, (2004) 131.
- [58] J. A. King et al., MNRAS **422**, (2012) 3370.
- [59] A. B. Mantz et al., MNRAS **440**, (2014) 2077.
- [60] E.-K. Li et al., MNRAS **501**, (2021) 4452.
- [61] C. Brans and R. H. Dicke, Phys. Rev. **124**, 925 (1961) Phys. Rev. D **69** (2004) 044026.
- [62] I. M. H. Etherington, Phil. Mag **15**, (1933) 761.
- [63] B. A. Bassett and M. Kunz, Phys. Rev. D **69** (2004) 101305.
- [64] R. F. L. Holanda, J. A. S. Lima and M. B. Ribeiro, Astronomy & Astrophysics **528**, (2011) L14.
- [65] Z. Li, P. Wu and W. Yu, Astrophys. J. **729**, (2011) L14.
- [66] X. Yang et al., Astrophys. J. Lett. **777**, (2013) L24.
- [67] R. F. L. Holanda and V. C. Busti, Phys. Rev. D **89**, (2014) 103517, [arXiv:1402.2161].
- [68] K. Bora and S. Desai, JCAP **06**, (2021) 052.
- [69] S. W. Allen et al., MNRAS **383**, (2007) 879.
- [70] S. Ettori et al., Astron. & Astrophys. **501**, (2009) 61.
- [71] S. W. Allen, A. E. Evrard and A. B. Mantz, Ann. Rev. Astron. Astrophys. **49**, (2011) 409.
- [72] R. S. Goncalves, R. F. L. Holanda and J. S. Alcaniz, MNRAS **420**, (2012) L43.
- [73] Planck collaboration, Planck 2018 results. VI. Cosmological parameters, Astron. Astrophys. **641**, (2020) A6 [arXiv:1807.06209].
- [74] D. E. Applegate et al., MNRAS **457**, (2016) 1522.
- [75] H. Singirikonda and S. Desai, European Physical Journal C **80**, 694 (2020), 2003.00494.
- [76] R. Jimenez and A. Loeb, Astrophys. J. **573**, (2002) 37.
- [77] M. Seikel, C. Clarkson and M. Smith, JCAP **1206**, (2012) 036

- [78] K. Bora and S. Desai, *European Physical Journal C* **81**, (2021) 296, 2103.12695
- [79] E. Di valentino, A. Melchiorri and J. Silk, *Nature Astronomy*, **4**, 196 (2020)
- [80] D. W. Hogg [astro-ph/9905116](#).
- [81] Foreman-Mackey, Daniel and Hogg, David W. and Lang, Dustin and Goodman, Jonathan, *PASP*[[arXiv:1202.3665](#)]
- [82] Daniel Foreman-Mackey, *The Journal of Open Source Software*, **1**, (2016) 24.
- [83] F. Hofmann et al., *Astron. Astrophys.* **606**, (2017) A118 [[arXiv:1708.05205](#)].