

Anomalous nematic-to-stripe phase transition driven by in-plane magnetic fields

X. Fu^{§,1}, Q. Shi^{§,1,*}, M. A. Zudov^{1,†}, G. C. Gardner^{2,3}, J. D. Watson^{3,4,‡},
M. J. Manfra^{2,3,4,5}, K. W. Baldwin⁶, L. N. Pfeiffer⁶, and K. W. West⁶

¹*School of Physics and Astronomy, University of Minnesota, Minneapolis, Minnesota 55455, USA*

²*Microsoft Quantum Laboratory Purdue, Purdue University, West Lafayette, Indiana 47907, USA*

³*Birck Nanotechnology Center, Purdue University, West Lafayette, Indiana 47907, USA*

⁴*Department of Physics and Astronomy, Purdue University, West Lafayette, Indiana 47907, USA*

⁵*School of Electrical and Computer Engineering and School of Materials Engineering,
Purdue University, West Lafayette, Indiana 47907, USA*

⁶*Department of Electrical Engineering, Princeton University, Princeton, New Jersey 08544, USA*

(Received July 27, 2021)

Anomalous nematic states, recently discovered in ultraclean two-dimensional electron gas, emerge from quantum Hall stripe phases upon further cooling. These states are hallmarked by a local minimum (maximum) in the hard (easy) longitudinal resistance and by an incipient plateau in the Hall resistance in nearly half-filled Landau levels. Here, we demonstrate that a modest in-plane magnetic field, applied either along $\langle 110 \rangle$ or $\langle 1\bar{1}0 \rangle$ crystal axis of GaAs, destroys anomalous nematic states and restores quantum Hall stripe phases aligned along their native $\langle 110 \rangle$ direction. These findings confirm that anomalous nematic states are distinct from other ground states and will assist future theories to identify their origin.

Two-dimensional electrons in GaAs quantum wells can support a variety of phases when subjected to quantizing magnetic fields and low temperatures. At half-integer filling factors ($\nu = i/2, i = \text{odd}$), these states include composite fermion metals ($i = 1, 3$) [1], quantum Hall insulators ($i = 5, 7$) [2, 3], and quantum Hall stripe (QHS) phases ($i = 9, 11, \dots$) [4–7, 9]. The QHS phases can be viewed as unidirectional charge density waves composed of strips with alternating integer filling factors, $\nu = (i \pm 1)/2$. Being characterized by large resistance anisotropies ($R_{xx} \gg R_{yy}$) [12, 13], the QHS phases are usually aligned along $\hat{y} \equiv \langle 110 \rangle$ crystal axis of GaAs, for yet unknown reason [14–17]. Recent experiments [18] have shown that some QHS phases ($i = 13, 15, 17$), once formed at ~ 0.1 K, can evolve into anomalous nematic states (ANSs) upon further cooling.

The ANSs are distinguished from the QHS phases by *opposite* dependencies of the R_{xx} and the R_{yy} on the detuning from half-filling $|\delta\nu| \equiv |\nu - i/2|$ and on the temperature T [18, 19]. In particular, unlike the QHS phases exhibiting a maximum (minimum) in the R_{xx} (R_{yy}) at $\delta\nu \approx 0$, the ANSs are marked by a minimum (maximum) in the R_{xx} (R_{yy}) and exhibit much smaller anisotropy ratio $R_{xx}/R_{yy} > 1$. In addition, the Hall resistance R_H near $\nu = i/2$ develops a plateau-like feature with the value close to $R_H = 2R_K/i$, where $R_K = h/e^2$ is the von Klitzing constant. As shown in Ref. 18, a small detuning of $|\delta\nu| \approx 0.08$ transforms the ANS into the QHS phase, reflecting a tight competition between these two ground states. Such sensitivity to $\delta\nu$ is well documented in the lower spin branch of the $N = 1$ Landau level. Here, within the range of $0 \leq \delta\nu \leq 0.1$, one finds [20] fragile quantum Hall states at $\nu = 5/2$ [2, 3] and $\nu = 32/13$ [21], the reentrant integer quantum Hall state at $\nu \approx 2.43$ [12, 13, 22, 23], and yet another quantum Hall state at $\nu = 12/5$ [24]. The $\nu = 5/2$ state can also be altered by an in-plane magnetic field which can transform it into the QHS phase [25, 26], isotropic liquid [27], or make it nematic [28].

In this Letter we report on the response of the ANSs to in-plane components of the magnetic-fields $B_{\parallel} = B_x$ and $B_{\parallel} = B_y$. We find that the immediate effects of B_{\parallel} are to transform the minimum (maximum) in the R_{xx} (R_{yy}) at half-filling into a maximum (minimum), to eliminate the plateau in R_H , and to restore the ratio R_{xx}/R_{yy} to values consistent with the QHS phases. Remarkably, the ANSs respond to B_{\parallel} in essentially the same manner when B_{\parallel} is applied along either the $\hat{x} \equiv \langle 1\bar{1}0 \rangle$ or the $\hat{y} \equiv \langle 110 \rangle$ direction; in both cases the revived QHS phase is aligned along its native $\langle 110 \rangle$ crystal axis. This is in contrast with the effect of B_{\parallel} on the QHS phases which respond very differently to B_x and B_y whereas persisting to much higher B_{\parallel} [25, 26, 29]. These observations signal that a modest $B_{\parallel} \approx 0.5$ T is enough to tip a delicate balance between the ANSs and the QHS phases in favor of the latter, a finding which should be taken into account by theories aimed to explain the origin of the ANSs.

Our sample is a 30 nm-wide GaAs quantum well surrounded by $\text{Al}_{0.24}\text{Ga}_{0.76}\text{As}$ barriers. The electrons are supplied by Si doping in narrow GaAs doping wells, sandwiched between thin AlAs layers, which are positioned at a setback distance of 80 nm on both sides of the main GaAs well. After a brief illumination at $T \approx 5$ K, the electrons had a density $n_e \approx 3.0 \times 10^{11} \text{ cm}^{-2}$ and a mobility $\mu \gtrsim 2 \times 10^7 \text{ cm}^2\text{V}^{-1}\text{s}^{-1}$. Samples were 4×4 -mm squares with eight indium contacts at the corners and the midsides. The longitudinal resistances, R_{xx} and R_{yy} , were measured using a four-terminal, low-frequency (a few hertz) lock-in technique. The excitation current was sent through the center of the sample, i.e., between mid-side contacts along \hat{x} or \hat{y} direction. The in-plane magnetic field B_x or B_y was introduced by tilting the sample about either \hat{y} or \hat{x} axis, in separate cooldowns.

We start with the discussion of the experiments under $B_{\parallel} = B_x$ (i.e., applied along the $\langle 1\bar{1}0 \rangle$ crystal axis) and compare its effects on the QHS phase and on the ANS. In Figs. 1 (a) [1(b)] we show the longitudinal [Hall] resistance R_{xx} [R_H]

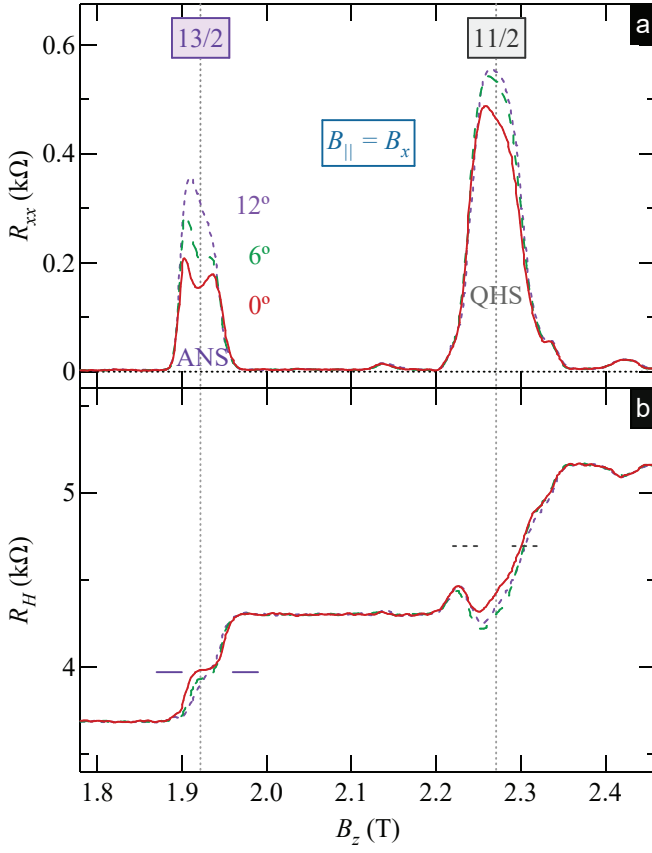


FIG. 1. (a) R_{xx} and (b) R_H as a function of B_z measured under $B_{\parallel} = B_y$ at $\theta = 0^\circ$ (solid line), 6° (dashed line), and 12° (dotted line) at $T \approx 20$ mK. Horizontal solid (dashed) lines in (b) are drawn at $R_H = 2R_K/13$ ($R_H = 2R_K/11$), where $R_K = h/e^2$ is the von Klitzing constant.

as a function of the perpendicular component of the magnetic field B_z at different tilt angles $\theta = 0^\circ$ (solid lines), 6° (dashed lines), and 12° (dotted lines). Consistent with findings of Ref. 18, the data at $B_{\parallel} = 0$ reveal the QHS phase at $\nu = 11/2$ and the ANS at $\nu = 13/2$. The ANS at $\nu = 13/2$ is evidenced by (i) a minimum in the R_{xx} , with the resistance value much smaller than typical of a QHS phase, and by (ii) an incipient plateau in the R_H with the value close to $R_H = 2R_K/13$, as marked by horizontal solid lines. None of these features are present at $\nu = 11/2$ where the data reflect a conventional QHS phase.

Upon tilting the sample to introduce $B_{\parallel} = B_x$, the R_{xx} minimum at $\nu = 13/2$ becomes less pronounced at $\theta = 7^\circ$ and disappears completely at $\theta = 12^\circ$ [30]. The plateau in the R_H is also destroyed by B_x at this filling factor. As a result, both the R_{xx} and the R_H at $\nu = 13/2$ become akin to those at $\nu = 11/2$, hinting at a B_{\parallel} -driven transition from the ANS to the QHS phase. In contrast, the data at $\nu = 11/2$, representing the QHS phase, exhibit no qualitative changes with increasing B_x in this range of tilt angles, despite higher B_x .

To further analyze the effects of $B_{\parallel} = B_x$ on the QHS phase at $\nu = 11/2$ and on the ANS at $\nu = 13/2$ we construct Figs. 2(a) and Figs. 2(b), respectively, which show the R_{xx}

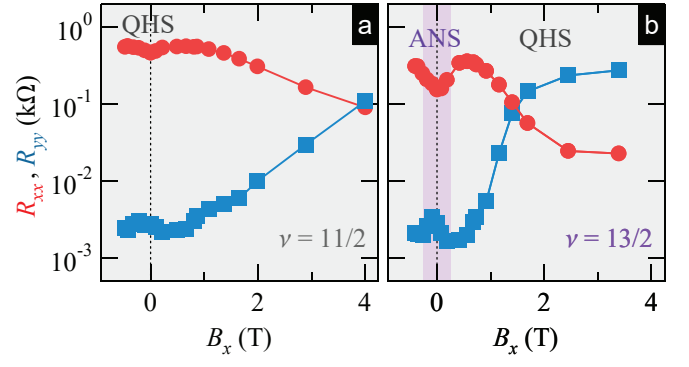


FIG. 2. (a) R_{xx} (circles), R_{yy} (squares) vs. B_x at $\nu \approx 11/2$. (b) Same as (a) but at $\nu \approx 13/2$.

(circles) and the R_{yy} (squares) as a function of B_x covering a wider range of tilt angles. The R_{xx} (R_{yy}) at $\nu = 11/2$ remains nearly unchanged up to $B_x \approx 1$ T and then gradually decays (grows) until the anisotropy disappears at $B_x \approx 4$ T, in agreement with earlier experiments [29]. In contrast, the R_{xx} at $\nu = 13/2$ shows a pronounced maximum at $B_x \approx 0.5$ T, whereas the R_{yy} shows a deep minimum at the same B_x . As a result, the anisotropy ratio R_{xx}/R_{yy} increases considerably and becomes consistent with the value exhibited by the QHS phase at $\nu = 11/2$. Upon further increase of B_x , both the R_{xx} and the R_{yy} at $\nu = 13/2$ evolve as expected for the QHS phase; here, the anisotropy vanishes at $B_x \approx 1.5$ T, which is lower than the corresponding B_x at $\nu = 11/2$ and the QHS phase realigns along the $\langle 1\bar{1}0 \rangle$ axis at still higher B_x , as anticipated [29].

To acquire further support to the B_{\parallel} -driven ANS-to-QHS phase transition at $\nu = 13/2$ we next present the data under orthogonal orientation of B_{\parallel} with respect to the anisotropy axis, $B_{\parallel} = B_y$. In Fig. 3(a) we show the R_{xx} as a function of B_z at $T \approx 20$ mK under $B_{\parallel} = B_y$ (i.e., applied along $\langle 110 \rangle$ crystal axis) at three tilt angles, $\theta = 0^\circ$ (solid line), 10° (dashed line) and 21° (dotted line). The Hall resistance data are presented in Fig. 3(b). At $\theta = 0^\circ$, the data are similar to those obtained in another cooldown, cf. Fig. 1; both the R_{xx} and the R_H exhibit all characteristic features of the QHS phase at $\nu = 11/2$ and of the ANS at $\nu = 13/2$. It is also evident that in this cooldown the ANS is better developed, as evidenced by a deeper minimum in the R_{xx} . As discussed in Ref. 18, the strength of the ANS sensitively depends on the details of the cool down and illumination protocols.

The evolution of the R_{xx} in the QHS phase at $\nu = 11/2$ with B_y is consistent with previous studies [29, 32]. Upon tilting to $\theta = 10^\circ$, the R_{xx} decreases, as the QHS phase starts to reorient perpendicular to B_y [25, 26, 29, 32], and at $\theta = 21^\circ$ the R_{xx} is reduced much more. In contrast to the R_{xx} at $\nu = 11/2$, the R_{xx} at $\nu = 13/2$ grows with the tilt angle and the characteristic ANS minimum quickly disappears. Indeed, at $\theta = 21^\circ$ the R_{xx} near $\nu = 13/2$ exhibits a single maximum, as expected of a QHS phase. As shown in Fig. 3(b) the Hall plateau with $R_H \approx 2R_K/13$ is also destroyed by B_y . We thus conclude that the effect of B_y on the ANS is essentially

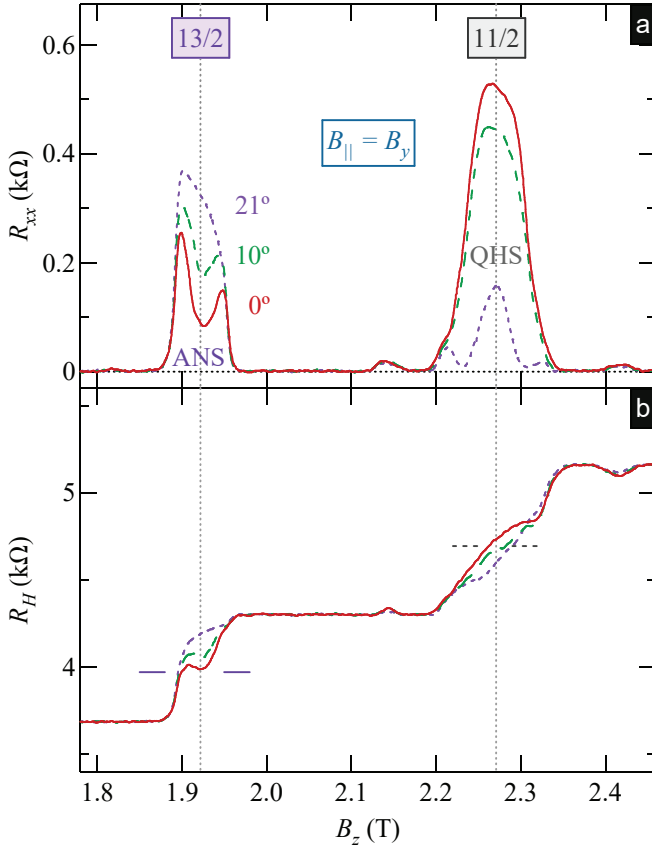


FIG. 3. (a) R_{xx} and (b) R_H as a function of B_z under $B_{\parallel} = B_y$ at $\theta = 0^\circ$ (solid line), 10° (dashed line), and 21° (dotted line) at $T \approx 20$ mK. Horizontal solid (dashed) lines in (b) are drawn at $R_H = 2R_K/13$ ($R_H = 2R_K/11$).

the same as that of B_x ; in either case, the ANS yields to the QHS phase once a modest B_{\parallel} is introduced.

In Fig. 4 we summarize the evolutions of both the R_{xx} (circles) and the R_{yy} (squares) near (a) $\nu = 11/2$ and (b) near $\nu = 13/2$ over the whole range of B_y studied. The data at $\nu = 11/2$ reveal two reorientations of the QHS phase; B_y first realigns the QHS phase along the $\langle 1\bar{1}0 \rangle$ crystal axis (perpendicular to B_{\parallel}) at $B_y \approx 1$ T and then back to along the $\langle 110 \rangle$ axis (parallel to B_{\parallel}) at $B_y \approx 3$ T, as previously reported [29, 33]. At $\nu = 13/2$, however, the data in Fig. 4 (b) show that the immediate effect of B_y is to dramatically *increase* (decrease) the R_{xx} (R_{yy}) to a value consistent with the QHS phase [34]. As a result of these changes, the resistance anisotropy ratio grows from $R_{xx}/R_{yy} \approx 10$ at $B_y = 0$ to $R_{xx}/R_{yy} \approx 300$ at $B_y \approx 1$ T. This fact further supports the B_y -driven ANS-to-QHS transition, consistent with our findings under small $B_{\parallel} = B_x$.

Having concluded that both B_x and B_y transform the ANS to the QHS phase with native orientation, we next comment on possible mechanisms behind this transition. Let us first assume that the energetics of the ANS phase is not altered by B_{\parallel} . According to the calculations of the QHS phases under B_{\parallel} [35, 36], B_{\parallel} serves as an external symmetry-breaking field which either competes with ($B_{\parallel} = B_y$) or assists ($B_{\parallel} = B_x$)

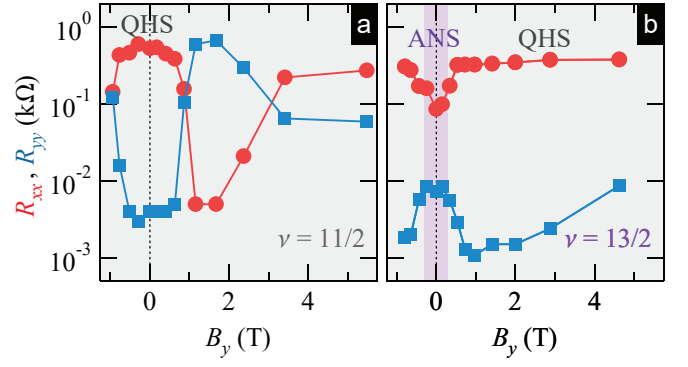


FIG. 4. (a) R_{xx} (circles), R_{yy} (squares) vs B_y at $\nu \approx 11/2$. (b) Same as (a) but at $\nu \approx 13/2$.

the native field, responsible for the QHS phase alignment along the $\langle 110 \rangle$ direction at $B_{\parallel} = 0$. As a result, B_x (B_y) lowers (raises) the energy of the QHS phase with native orientation with respect to its value at $B_{\parallel} = 0$. Consistent with this picture, our QHS phase data at $\nu = 11/2$ indeed show that B_x (B_y) initially raises (lowers) the anisotropy ratio R_{xx}/R_{yy} . The situation at $\nu = 13/2$, however, is markedly different. Here, the QHS phase should win over (lose to) the competing ANS as it must become more (less) energetically favorable under modest B_x (B_y). Although this prediction is consistent with our data under B_x , it clearly contradicts our observation of the ANS-to-QHS phase transition under B_y . Furthermore, even though the theory [35, 36] dictates that B_x lowers the energy of the QHS phase with its native orientation, all previous transport studies [26, 29] have shown that the anisotropy ratio R_{xx}/R_{yy} at $\nu = 13/2$ is, in fact, *reduced* by B_x . Our data at $\nu = 13/2$, on the other hand, clearly show significant increase in the R_{xx}/R_{yy} once B_x is turned on. Based on the above arguments, we can conclude that B_{\parallel} , regardless of its orientation, raises the energy of the ANS above its value at $B_{\parallel} = 0$, making it less favorable than the QHS phase at modest B_{\parallel} .

Distinct effects of B_y on the ANS and on the QHS phase are further highlighted by opposite dependencies on the detuning $|\delta\nu|$ from half-filling. Indeed, near $\nu = 13/2$, the response of the ANS to B_y is obviously the strongest at $\delta\nu = 0$ resulting in the disappearance of the R_{xx} minimum and the restoration of a single maximum. This is in contrast to the QHS phase near $\nu = 11/2$, at which two deep R_{xx} minima emerge away from half-filling at $\theta = 21^\circ$. These minima appear because lower B_y is required to reorient the QHS phase perpendicular to B_{\parallel} away from half-filling than at $\delta\nu = 0$ [32].

It is interesting to note that the local minimum in the hard resistance and the maximum in the easy resistance, as found in the ANS at $\delta\nu = 0$ without an in-plane magnetic field, can also be realized under $B_{\parallel} = B_y$ when the QHS phase is about to complete its reorientation perpendicular to B_{\parallel} , see, e.g., Fig. 1(e) in Ref. 32. Such dependencies on $\delta\nu$ can be attributed to a possible decrease in the native symmetry breaking field as one moves away from half-filling [32]. However, if one were to treat the ANS as the QHS phase, the oppo-

site conclusion emerges. Indeed, both the reduced anisotropy at $B_{\parallel} = 0$ and the stronger effects of B_{\parallel} at $\delta\nu = 0$ would suggest that the native field is the weakest at half-filling. It seems unlikely that the $\delta\nu$ dependencies of the native field be so drastically different at $\nu = 13/2$ and at $\nu = 11/2$ [37].

To summarize, we have observed a transition from the anomalous nematic state to the quantum Hall stripe phase upon application of the a modest in-plane magnetic field, highlighting tight competition between these two ground states. The transition occurs both when B_{\parallel} is aligned along the $\langle 110 \rangle$ and along the $\langle 1\bar{1}0 \rangle$ crystal axis of GaAs and the resultant quantum Hall stripe phase is aligned along native the $\langle 110 \rangle$ direction. Our analysis suggests that B_{\parallel} likely raises the energy of the ANS compared to its value at $B_{\parallel} = 0$. These findings further distinguish anomalous nematic states from other ground states in half-filled Landau levels.

We thank G. Jones, S. Hannas, T. Murphy, J. Park, A. Suslov, and A. Bangura for technical support. Transport measurements by Minnesota group were supported by the U.S. Department of Energy, Office of Science, Basic Energy Sciences, under Award No. ER 46640-SC0002567. Device fabrication and characterization by Minnesota group were supported by the NSF Award No. DMR-1309578. Growth of GaAs/AlGaAs quantum wells at Purdue University was supported by the U.S. Department of Energy, Office of Science, Basic Energy Sciences, under Award No. DE-SC0006671. Growth of GaAs/AlGaAs quantum wells at Princeton University was in part by the Gordon and Betty Moore Foundation's EPiQS Initiative, Grant No. GBMF9615 to L. N. P., and by the National Science Foundation MRSEC Grant No. DMR 1420541. A portion of this work was performed at the National High Magnetic Field Laboratory, which is supported by National Science Foundation Cooperative Agreements No. DMR-1157490 and No. DMR-1644779 and the State of Florida.

[§]X.F. and Q.S. contributed equally to this work.

* Present address: Department of Physics, Columbia University, New York, NY, USA

† Corresponding author: zudov001@umn.edu

‡ Present address: Microsoft Station-Q at Delft University of Technology, 2600 GA Delft, The Netherlands

- [1] J. K. Jain, *Composite-fermion approach for the fractional quantum Hall effect*, Phys. Rev. Lett. **63**, 199 (1989).
- [2] R. Willett, J. P. Eisenstein, H. L. Stormer, D. C. Tsui, A. C. Gosard, and J. H. English, *Observation of an even-denominator quantum number in the fractional quantum Hall effect*, Phys. Rev. Lett. **59**, 1776 (1987).
- [3] W. Pan, J.-S. Xia, V. Shvarts, D. E. Adams, H. L. Stormer, D. C. Tsui, L. N. Pfeiffer, K. W. Baldwin, and K. W. West, *Exact Quantization of the Even-Denominator Fractional Quantum Hall State at $\nu = 5/2$ Landau Level Filling Factor*, Phys. Rev. Lett. **83**, 3530 (1999).
- [4] A. A. Koulakov, M. M. Fogler, and B. I. Shklovskii, *Charge density wave in two-dimensional electron liquid in weak magnetic field*, Phys. Rev. Lett. **76**, 499 (1996).
- [5] R. Moessner and J. T. Chalker, *Exact results for interacting electrons in high Landau levels*, Phys. Rev. B **54**, 5006 (1996).
- [6] M. M. Fogler, A. A. Koulakov, and B. I. Shklovskii, *Ground state of a two-dimensional electron liquid in a weak magnetic field*, Phys. Rev. B **54**, 1853 (1996).
- [7] With inclusion of thermal and quantum fluctuations, several liquid crystal-like phases have also been proposed [8].
- [8] E. Fradkin and S. A. Kivelson, *Liquid-crystal phases of quantum Hall systems*, Phys. Rev. B **59**, 8065 (1999).
- [9] At sufficiently high i , determined by disorder, the QHS phases yield to the isotropic liquid phases, either directly or through an intermediate "hidden" QHS phase [10, 11].
- [10] Y. Huang, M. Sammon, M. A. Zudov, and B. I. Shklovskii, *Isotropically conducting (hidden) quantum Hall stripe phases in a two-dimensional electron gas*, Phys. Rev. B **101**, 161302(R) (2020).
- [11] X. Fu, Y. Huang, Q. Shi, B. I. Shklovskii, M. A. Zudov, G. C. Gardner, and M. J. Manfra, *Hidden Quantum Hall Stripes in $\text{Al}_x\text{Ga}_{1-x}\text{As}/\text{Al}_{0.24}\text{Ga}_{0.76}\text{As}$ Quantum Wells*, Phys. Rev. Lett. **125**, 236803 (2020).
- [12] M. P. Lilly, K. B. Cooper, J. P. Eisenstein, L. N. Pfeiffer, and K. W. West, *Evidence for an Anisotropic State of Two-Dimensional Electrons in High Landau Levels*, Phys. Rev. Lett. **82**, 394 (1999).
- [13] R. R. Du, D. C. Tsui, H. L. Stormer, L. N. Pfeiffer, K. W. Baldwin, and K. W. West, *Strongly anisotropic transport in higher two-dimensional Landau levels*, Solid State Commun. **109**, 389 (1999).
- [14] S. P. Koduvayur, Y. Lyanda-Geller, S. Khlebnikov, G. Csáthy, M. J. Manfra, L. N. Pfeiffer, K. W. West, and L. P. Rokhinson, *Effect of Strain on Stripe Phases in the Quantum Hall Regime*, Phys. Rev. Lett. **106**, 016804 (2011).
- [15] I. Sodemann and A. H. MacDonald, *Theory of Native Orientational Pinning in Quantum Hall Nematics*, arXiv:1307.5489 [cond-mat.str-el] (2013).
- [16] Y. Liu, D. Kamburov, M. Shayegan, L. N. Pfeiffer, K. W. West, and K. W. Baldwin, *Spin and charge distribution symmetry dependence of stripe phases in two-dimensional electron systems confined to wide quantum wells*, Phys. Rev. B **87**, 075314 (2013).
- [17] J. Pollanen, K. B. Cooper, S. Brandsen, J. P. Eisenstein, L. N. Pfeiffer, and K. W. West, *Heterostructure symmetry and the orientation of the quantum Hall nematic phases*, Phys. Rev. B **92**, 115410 (2015).
- [18] X. Fu, Q. Shi, M. A. Zudov, G. C. Gardner, J. D. Watson, M. J. Manfra, K. W. Baldwin, L. N. Pfeiffer, and K. W. West, *Anomalous Nematic States in High Half-filled Landau Levels*, Phys. Rev. Lett. **124**, 067601 (2020).
- [19] In the QHS phase, R_{xx} (R_{yy}) decreases (increases) with $|\delta\nu|$ (or with T) until $R_{xx}/R_{yy} = 1$ at $|\delta\nu| \approx 0.12$ (or at $T = T_0 \sim 0.1$ K). In the ANS, R_{xx} (R_{yy}) increases (decreases) with $|\delta\nu|$ (or with T) until R_{xx}/R_{yy} reaches a maximum at $|\delta\nu| \approx 0.08$ (or at $T = T_* < T_0$). At $0.08 < |\delta\nu| < 0.12$ (or at $T_* < T < T_0$), both R_{xx} and R_{yy} reflect the QHS phase, i.e., the ANS yields to the QHS phase with increasing T or $|\delta\nu|$.
- [20] N. Deng, A. Kumar, M. J. Manfra, L. N. Pfeiffer, K. W. West, and G. A. Csáthy, *Collective Nature of the Reentrant Integer Quantum Hall States in the Second Landau Level*, Phys. Rev. Lett. **108**, 086803 (2012).
- [21] A. Kumar, G. A. Csáthy, M. J. Manfra, L. N. Pfeiffer, and K. W. West, *Nonconventional Odd-Denominator Fractional Quantum Hall States in the Second Landau Level*, Phys. Rev. Lett. **105**, 246808 (2010).

- [22] K. B. Cooper, M. P. Lilly, J. P. Eisenstein, L. N. Pfeiffer, and K. W. West, *Insulating phases of two-dimensional electrons in high Landau levels: Observation of sharp thresholds to conduction*, Phys. Rev. B **60**, R11285 (1999).
- [23] J. P. Eisenstein, K. B. Cooper, L. N. Pfeiffer, and K. W. West, *Insulating and Fractional Quantum Hall States in the First Excited Landau Level*, Phys. Rev. Lett. **88**, 076801 (2002).
- [24] J. S. Xia, W. Pan, C. L. Vicente, E. D. Adams, N. S. Sullivan, H. L. Stormer, D. C. Tsui, L. N. Pfeiffer, K. W. Baldwin, and K. W. West, *Electron Correlation in the Second Landau Level: A Competition Between Many Nearly Degenerate Quantum Phases*, Phys. Rev. Lett. **93**, 176809 (2004).
- [25] W. Pan, R. R. Du, H. L. Stormer, D. C. Tsui, L. N. Pfeiffer, K. W. Baldwin, and K. W. West, *Strongly Anisotropic Electronic Transport at Landau Level Filling Factor under a Tilted Magnetic Field*, Phys. Rev. Lett. **83**, 820 (1999).
- [26] M. P. Lilly, K. B. Cooper, J. P. Eisenstein, L. N. Pfeiffer, and K. W. West, *Anisotropic States of Two-Dimensional Electron Systems in High Landau Levels: Effect of an In-Plane Magnetic Field*, Phys. Rev. Lett. **83**, 824 (1999).
- [27] J. Xia, V. Cvicek, J. P. Eisenstein, L. N. Pfeiffer, and K. W. West, *Tilt-Induced Anisotropic to Isotropic Phase Transition at $\nu = 5/2$* , Phys. Rev. Lett. **105**, 176807 (2010).
- [28] Y. Liu, S. Hasdemir, M. Shayegan, L. N. Pfeiffer, K. W. West, and K. W. Baldwin, *Evidence for a $5/2$ fractional quantum Hall nematic state in parallel magnetic fields*, Phys. Rev. B **88**, 035307 (2013).
- [29] Q. Shi, M. A. Zudov, J. D. Watson, G. C. Gardner, and M. J. Manfra, *Evidence for a new symmetry breaking mechanism reorienting quantum Hall nematics*, Phys. Rev. B **93**, 121411(R) (2016).
- [30] While the maximum is shifted away from half-filling towards larger ν , it is not uncommon for QHS phases to exhibit such shift both in tilted [38] and perpendicular [31] fields.
- [31] Q. Qian, J. Nakamura, S. Fallahi, G. C. Gardner, and M. J. Manfra, *Possible nematic to smectic phase transition in a two-dimensional electron gas at half-filling*, Nature Commun. **8**, 1536 (2017).
- [32] Q. Shi, M. A. Zudov, J. D. Watson, G. C. Gardner, and M. J. Manfra, *Reorientation of quantum Hall stripes within a partially filled Landau level*, Phys. Rev. B **93**, 121404(R) (2016).
- [33] Q. Shi, M. A. Zudov, Q. Qian, J. D. Watson, and M. J. Manfra, *Effect of density on quantum Hall stripe orientation in tilted magnetic fields*, Phys. Rev. B **95**, 161303(R) (2017).
- [34] Interestingly, unlike the QHS phase at $\nu = 11/2$, the revived QHS phase at $\nu = 13/2$ preserves its native orientation at all values of B_y . The second reorientation at $\nu = 11/2$ was attributed to another B_{\parallel} -induced symmetry breaking mechanism which favors the QHS alignment parallel to B_{\parallel} [29]. This second mechanism is stronger at $\nu = 13/2$ than at $\nu = 11/2$, i.e., it turns on at lower B_{\parallel} [29]. Therefore, it seems plausible that at $\nu = 13/2$, the second symmetry breaking mechanism dominates over the first starting from very small B_y . While such scenario has not been explicitly discussed in the literature, it is known that the QHS orientation can remain immune to B_y [33].
- [35] T. Jungwirth, A. H. MacDonald, L. Smrčka, and S. M. Girvin, *Field-tilt anisotropy energy in quantum Hall stripe states*, Phys. Rev. B **60**, 15574 (1999).
- [36] T. D. Stanescu, I. Martin, and P. Phillips, *Finite-Temperature Density Instability at High Landau Level Occupancy*, Phys. Rev. Lett. **84**, 1288 (2000).
- [37] We note, however, that there is not always a *direct* correlation between the strength of the symmetry breaking field, either native or external, and the observed resistance anisotropy. Indeed, one recent study has shown that the QHS phases can be aligned orthogonal to the direction dictated by the symmetry breaking potential [38]. Furthermore, under certain disorder parameters the resistance anisotropy can vanish altogether, even when the underlying stripe structure is preserved [10, 11].
- [38] Q. Shi, M. A. Zudov, B. Friess, J. Smet, J. D. Watson, G. C. Gardner, and M. J. Manfra, *Apparent temperature-induced reorientation of quantum Hall stripes*, Phys. Rev. B **95**, 161404(R) (2017).