

Probing the progenitors of spinning binary black-hole mergers with long gamma-ray bursts

Simone S. Bavera,^{1*} Tassos Fragos,¹ Emmanouil Zapartas,¹
 Enrico Ramirez-Ruiz,^{2,3} Pablo Marchant,⁴ Luke Z. Kelley,⁵ Michael Zevin,⁶
 Jeff J. Andrews,⁵ Scott Coughlin,⁵ Aaron Dotter,⁵ Konstantinos Kovlakas,¹
 Devina Misra,¹ Juan G. Serra-Perez,⁵ Ying Qin,^{5,7} Kyle A. Rocha,⁵
 Jaime Román-Garza,¹ Nam H. Tran,³ Zepei Xing,¹

¹Departement d'Astronomie, Université de Genève, Chemin Pegasi 51, CH-1290 Versoix, Switzerland

²Department of Astronomy and Astrophysics, University of California, Santa Cruz, CA 95064, USA

³DARK, Niels Bohr Institute, University of Copenhagen, Jagtvej 128, 2200 Copenhagen, Denmark

⁴Institute of Astrophysics, KU Leuven, Celestijnenlaan 200D, 3001, Leuven, Belgium

⁵Center for Interdisciplinary Exploration and Research in Astrophysics (CIERA)
 and Department of Physics and Astronomy, Northwestern University,
 1800 Sherman Avenue, Evanston, IL 60201, USA

⁶Enrico Fermi Institute and Kavli Institute for Cosmological Physics,
 The University of Chicago, 5640 South Ellis Avenue, Chicago, Illinois 60637, USA

⁷Department of Physics, Anhui Normal University, Wuhu, Anhui 241000, China

*E-mail: simone.bavera@unige.ch

Long gamma-ray bursts are associated with the core-collapse of massive, rapidly spinning stars. However, the believed efficient angular momentum transport in stellar interiors leads to predominantly slowly-spinning stellar cores. Here, we report on binary stellar evolution and population synthesis calculations, showing that tidal interactions in close binaries not only can explain the observed sub-population of spinning, merging binary black holes, but also lead to long gamma-ray bursts at the time of black-hole formation, with rates matching the empirical ones. We find that $\approx 10\%$ of the GWTC-2 reported binary black holes had a long gamma-ray burst associated with their formation, with GW190517 and GW190719 having a probability of $\approx 85\%$ and $\approx 60\%$, respectively, being among them.

The substantial increase in the sample size of merging binary black holes (BBHs) detected by the

Advanced LIGO and Advanced Virgo detectors has allowed for significant improvement in our understanding of BBH assembly, primarily driven by meaningful population inferences. The second gravitational-wave transient catalogue, GWTC-2 (1), contains 46 confident BBH detections. Using standard uninformative priors for individual events, their majority have an effective inspiral spin parameter χ_{eff} consistent with zero, 9 events have positive χ_{eff} at 95% credibility, while no individual BBH events are observed with confidently negative χ_{eff} , see Fig. 1. Here, χ_{eff} is defined as the mass-weighted average of the two BH spins projected along the orbital angular momentum (AM). These observations indicate the existence of a sub-population of spinning BBHs.

Although several formation pathways of coalescing BBHs have been proposed in the literature, a previous work has argued that the evolution of isolated binaries dominates the underlying BBH population (2). The isolated binary formation pathways include (i) a stable mass transfer (MT) and a common envelope (CE) phase (3), (ii) double stable MT (SMT) (4) or (iii) chemically homogeneous evolution (CHE) (5). In these channels, high BH spins are the result of tidal spin up in the BBH progenitor system, which leads to a high AM content in the pre-collapse cores. The high spins of the cores are retained until collapse, even in the case of efficient AM transport (6, 7). In contrast, efficient AM coupling in isolated single-star evolution or in wide binaries is expected to lead to BHs with negligible spin (8).

The collapse of a spinning stellar core has been linked to long duration gamma-ray bursts (LGRBs) under the ‘‘collapsar’’ model (9, 10). In this scenario, portions of the star supported by their extreme AM do not fall directly towards the center when they collapse, forming instead an accretion disk. As the newly-formed central BH accretes from the disk, a fraction of the accreted material’s rest mass is converted into energy powering a jet that pierces a hole through the collapsing star’s poles, giving rise to the LGRB. Being bright transient events, LGRBs are detectable up to very high redshifts ($z \approx 9$ (11)) and have $T_{90} > 2$ s, where T_{90} is the time over which a burst emits 90% of its total measured counts (12). Furthermore, several LGRBs have been associated with Type Ic-broad-line supernovae (13). These supernovae show broad spectral lines due to their high kinetic energy and lack H- and He-lines, which indicate that the progenitors are stripped stars (14). There are only a few unbiased and redshift-complete catalogues of LGRBs, as they require a rapid follow-up response

from the ground to obtain redshift measurements. The largest of these catalogues is the SHOALS (15) survey which counts 110 LGRBs and is considered complete for all LGRBs with fluence $S_{15-150\text{ keV}} > 10^{-6} \text{ erg cm}^{-2}$ which corresponds to isotropic-equivalent energies of $E_{\text{LGRB}}^{\text{iso}} > 10^{51} \text{ erg}$ in the 45 – 450 keV band.

Detailed stellar models of tidally spun-up stars have shown that binary configurations, such as those involved in the formation of fast-spinning BBHs from isolated binary scenarios, are expected to lead to LGRBs (16–19). In this work, we demonstrate that a formation model that combines the CE, SMT, and CHE BBH channels, and is consistent with observed BBH merger rates and their observable distributions, can at the same time explain the majority of luminous LGRBs and their redshift distribution. The modeling of the BBH population combines detailed binary stellar MESA (20) models that follow in detail the tidal spin-up of the collapsing cores, with rapid population synthesis techniques (21) under the same software framework called POSYDON.¹ To compute the corresponding rate densities, we assume a redshift- and metallicity-dependent star formation rate (SFR) according to the IllustrisTNG cosmological simulation (22) as explained in the Methods section.

The combined gravitational-wave (GW) observable predictions of χ_{eff} and M_{chirp} , a proxy for the BH masses, for the modeled underlying population of merging BBHs is shown in gray in Fig. 1. The CE evolutionary pathway leads to BH–Wolf-Rayet systems in close orbits where a subsequent tidal spin-up phase may occur (23, 24). The SMT channel leads, on average, to wider orbital separations and, hence, the majority of these systems will avoid efficient tidal spin-up (24). CHE occurs in initially close binaries with stars that have nearly equal masses and orbital periods between 0.4 and 4 days (25). Both stars experience strong tidal spin-up since early in their evolution, which leads to efficient rotational mixing throughout their interior, avoiding a super-giant phase and associated stellar expansion. Therefore, the CE and CHE scenarios are mostly responsible for BBHs with non-zero χ_{eff} (23, 24), where the CHE BBHs primarily probe high M_{chirp} (25).

Contemporary GW detectors can probe only the low redshift subset ($z \lesssim 1$ (1)) of the underlying BBH population. Observations are biased towards high M_{chirp} as the signals of massive BBHs are louder and, hence, can be detected at further distances. Current GW observatories are therefore unable to individually resolve a large fraction of merging BBHs in the Universe. In the left panel

¹posydon.org

of Fig. 1, we indicate in orange the observed distribution of χ_{eff} and M_{chirp} predicted by our model, assuming a three detector configuration with a network signal-to-noise ratio threshold of 12 and “mid-high/late-low” sensitivity (26), consistent with the third observing run of LIGO and Virgo detectors. For a direct comparison with the observations, we overlay the 46 BBH events with their 90% credible interval (CI) in black. The GW detector selection effects distort the observable distributions to high M_{chirp} and χ_{eff} values compared to the underlying BBH distribution, which is shown in gray.

A fraction of the underlying merging BBH population with highly spinning BHs is expected to give rise to LGRB events at the moment of BBH formation. For each BBH formation we calculate from the structure profile of the BH progenitor star whether a sufficiently massive accretion disk is formed during the core collapse, which will give rise to a luminous LGRB (see Methods section for details). In the CE channel only the second-born BH is associated with a LGRB as tidal interactions are only relevant in the BH–Wolf-Rayet evolution phase of the BBH progenitor. In contrast, a highly spinning CHE BBH system can be associated with two LGRB events, as tides cause both stars to be rapidly spinning. The sub-population of BBHs associated with LGRBs is indicated in blue in the right panel of Fig. 1. These systems have $\chi_{\text{eff}} \gtrsim 0.2$ (90% CI) while favouring $M_{\text{chirp}} \in [5, 30] M_{\odot}$. In contrast to the observed GW population, there is no observational bias for high- M_{chirp} BHs in the LGRB population. We find that the expected number of GWTC-2 events that had emitted a LGRB at BBH formation is ≈ 4 . Among all the GWTC-2 events, GW190517 and GW190719 have the highest probabilities, $\approx 85\%$ and $\approx 60\%$ respectively, of having had a LGRB precursor, while 8 more events have a probability $p_{\text{LGRB}} > 10\%$. Those 10 events are highlighted in the right panel of Fig. 1. The details of the calculation of these probabilities are presented in the Methods section.

The combined local ($z = 0$) BBH merger rate density of our CE, SMT, and CHE fiducial models is $38.3 \text{ Gpc}^{-3} \text{ yr}^{-1}$, with each channel contributing 57%, 29%, and 14%, respectively. The predicted local rate density is within the observational constraints from GWTC-2 (27) ($[15.3, 38.8] \text{ Gpc}^{-3} \text{ yr}^{-1}$ at 90% credibility). In Fig. 2, we show the redshift evolution of each channel’s BBH merger rate density as well as their combination (dashed lines). The CE BBH merger rate density peaks at a redshift $z \in [2, 3]$, close to the peak of the SFR, shown in gray. The CE BBH merger rate closely follows the SFR because of the short delay times between the formation and merger of tight BBH

systems produced by the CE channel. In contrast, SMT and CHE BBHs have longer delay timescales as there is no mechanism to shrink the orbits as efficiently as the CE phase does. Therefore, the SMT rate density does not follow the SFR and peaks at lower redshifts. Finally, we note that the CHE rate density is not as suppressed at high redshift as in the other two channels. This is because the CHE channel operates with higher efficiency at extremely low metallicity environments, which are more abundant at high redshifts.

Luminous LGRB rate densities from our fiducial model are shown in Fig. 2 as a function of redshift, for each channel and their combination (solid lines). The fiducial model assumes a LGRB energy efficiency $\eta = 0.01$ and beaming fraction $f_B = 0.05$, whose ratio is calibrated to match the peak of observed luminous LGRB energy distributions as described in the Methods section. The majority of LGRBs originate through the CE evolutionary pathway while only 21-25%, for $z < 10$, come from CHE. The SMT channel leads to the smallest LGRB rate densities ($< 0.03 \text{ Gpc}^{-3} \text{ yr}^{-1}$) for any redshift, as tidally spun-up second-born BHs are rare in this evolutionary pathway. To confront our model predictions, we compare our theoretical luminous LGRB rate estimates with the SHOALS survey estimates using red markers in Fig. 2. The combination of CE and CHE LGRB rates for our fiducial model are consistent with the observations of luminous LGRBs throughout the redshift range.

LGRBs probe the formation of highly spinning merging BBHs formed at low metallicity because, at such metallicities, stellar winds are weaker, which allows the BBHs' progenitors to remain rapidly spinning and in close orbits until the formation of the BHs. These systems are therefore mostly formed at high redshifts where low metallicity environments are more abundant. Measurements of the metallicity of LGRB host galaxies has shown that LGRB rates are indeed enhanced at low metallicities (28). In our model, the threshold for LGRB formation is $Z_{\text{max}} \approx 0.2 Z_{\odot}$. Comparing the progenitors' metallicities of modeled LGRBs to the sub-sample of the SHOALS LGRBs with identified host galaxies which have measured metallicities for $z < 2.5$ (29), we find that up to 85% of the observed LGRB host galaxies have metallicities lower than Z_{max} , when taking into account possible systematic uncertainties (30). Selection effects in LGRB host galaxies for which metallicity measurements are possible, biases the sample towards low red-shift and high-mass galaxies, and hence potentially towards higher metallicities (29). At face value, this comparison implies that in order to as-

sociate the entirety of luminous LGRBs to the formation of BBHs, at least some LGRBs' progenitors at low redshifts ($z < 2.5$) must originate in low metallicity pockets of the host galaxies.

In this study we only consider contribution to the LGRB rate from merging BBH progenitors. Other pathways to fast spinning, BH progenitor stars, in single or binary stars, have been proposed to lead to LGRBs, none of which though at a rate that matches the observed one, when considering efficient angular momentum transport in stellar interiors (31). Another possible viable alternative for LGRBs includes the formation of a fast rotating neutron star with an ultrahigh magnetic field (32). The detection of merging spinning BBHs by gravitational wave observatories would be aided if all LGRB involve spinning BHs; and conversely, it may be possible to strengthen the case for (or against) black hole progenitors for all LGRBs if spinning BBHs were detected at (or below) our predicted rate. Gravitational waves from these merging systems will allow the masses of the BHs to be determined, shedding light on the currently unconstrained physics of stellar collapse, as well as on the minimum BH mass determined by post-collapse infall. While our analysis cannot exclude other potential progenitors of LGRBs, consideration of the salient uncertainties of our model demonstrates that progenitors of fast spinning BBH mergers, formed via isolated binary evolution, are likely a major contribution to the observed luminous LGRB rate.

Fast-spinning BBHs have typically short merger timescales. Because of this, current gravitational wave detectors cannot probe them efficiently, as their formation and merger rate is maximal approximately where the SFR peaks at $z \in [2, 3]$. Luminous LGRBs, on the other hand, are observable up to redshift of ≈ 9 , and can therefore be used as a cosmological probe, empirically constraining the sub-population of progenitors of fast-spinning BBH merger events far beyond the horizons of current-generation gravitational wave observatories. We have used two types of multi-messenger, albeit asynchronous, types of observations, gravitational waves and gamma-rays, to chart BBH formation across cosmic time. Using combinations of observations like this opens a new avenue to constrain the currently uncertain physics of binary evolution and compact object formation.

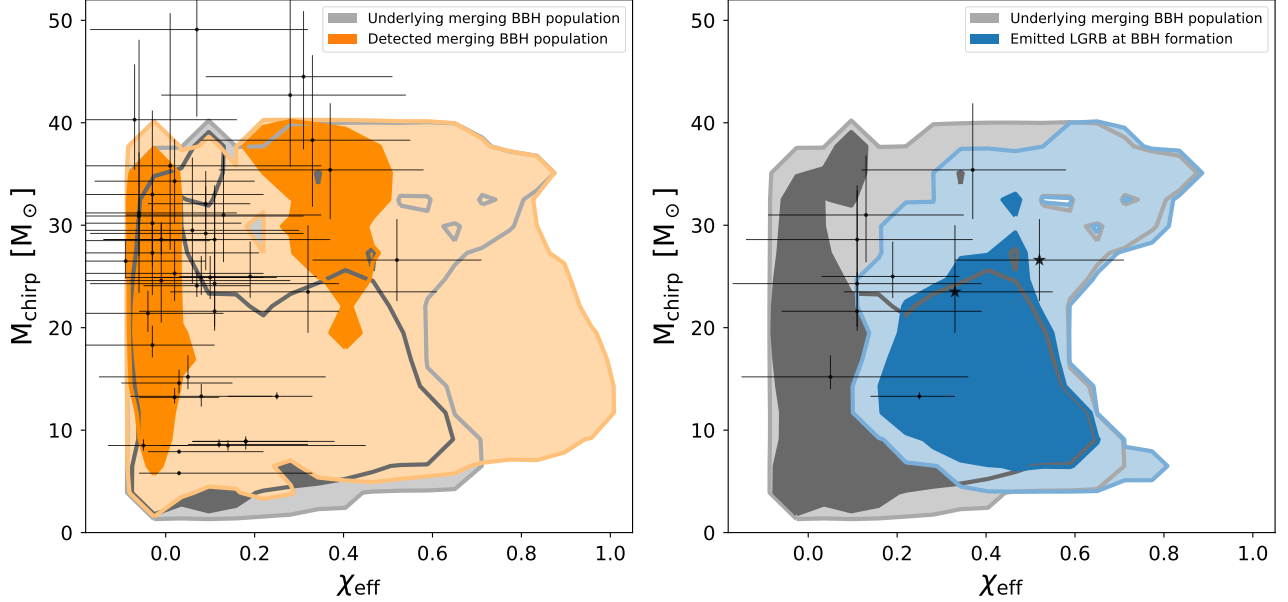


Figure 1: Joint distribution of the chirp mass M_{chirp} and the effective inspiral spin parameter χ_{eff} for the combined CE, SMT, and CHE channels. Here, $M_{\text{chirp}} = (m_1 m_2)^{3/5} / (m_1 + m_2)^{1/5}$ where m_1 and m_2 are the BH masses and $\chi_{\text{eff}} = (m_1 \mathbf{a}_1 + m_2 \mathbf{a}_2) / (m_1 + m_2) \cdot \hat{\mathbf{L}}$ where \mathbf{a}_1 and \mathbf{a}_2 the BH dimensionless spin vectors and $\hat{\mathbf{L}}$ the orbital angular momentum unit vector. For all figures, the model predictions for the underlying (intrinsic) BBH population is shown in gray where lighter colors represent larger contour levels of 90% and 99.9%, respectively. *Left:* The detected BBH population with O3 sensitivity is shown in orange. Overlaid in black are the O1, O2, and O3a LVC GWTC-2 (27) data with their 90% credible intervals; GW190521 is outside the plotted window. *Right:* The BBH sub-population which emitted LGRBs at BBH formation is shown in blue. The 10 events in GWTC-2 with chances $> 10\%$ to have emitted a luminous LGRB at BBH formation are indicated in black. The 2 events, GW190517 and GW190719, with $> 50\%$ probabilities are indicated with star markers. No bin smoothing was applied to construct the contour levels.

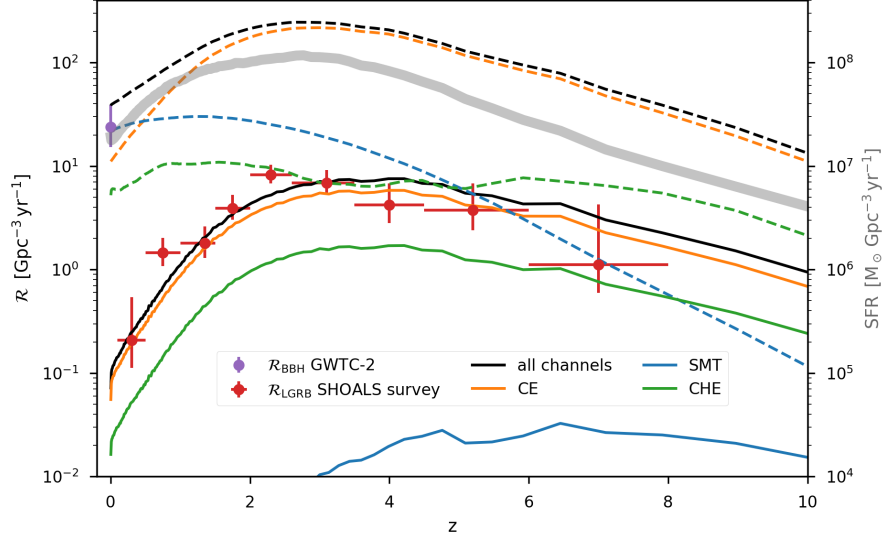


Figure 2: Modeled merging BBH and luminous LGRB rate densities as a function of redshift from isolated binary evolution in dashed and solid black lines, respectively. The CE, SMT, and CHE channel contributions are indicated in orange, blue, and green colors, respectively. The violet marker denote observable constraints of local BBH rate densities at $z = 0$ from LVC GWTC-2 (27) and the red markers the luminous LGRB rate densities from the SHOALS survey (15). The SHOALS survey LGRB rate densities are not beaming-corrected and hence probe the observed and not the intrinsic LGRB population. Our fiducial model assumes LGRB efficiency $\eta = 0.01$, constant beaming factor $f_B = 0.05$, and IllustrisTNG redshift- and metallicity-dependent star formation rate (22).

References and Notes

1. R. Abbott, *et al.*, *arXiv e-prints* p. arXiv:2010.14527 (2020).
2. M. Zevin, *et al.*, *ApJ* **910**, 152 (2021).
3. A. V. Tutukov, L. R. Yungelson, *MNRAS* **260**, 675 (1993).
4. E. P. J. van den Heuvel, S. F. Portegies Zwart, S. E. de Mink, *MNRAS* **471**, 4256 (2017).
5. I. Mandel, S. E. de Mink, *MNRAS* **458**, 2634 (2016).
6. H. C. Spruit, *A&A* **381**, 923 (2002).
7. J. Fuller, A. L. Piro, A. S. Jermyn, *MNRAS* **485**, 3661 (2019).
8. J. Fuller, L. Ma, *ApJL* **881**, L1 (2019).
9. S. E. Woosley, *ApJ* **405**, 273 (1993).
10. B. Paczyński, *ApJL* **494**, L45 (1998).
11. A. Cucchiara, *et al.*, *ApJ* **736**, 7 (2011).
12. C. Kouveliotou, *et al.*, *ApJL* **413**, L101 (1993).
13. S. E. Woosley, J. S. Bloom, *ARA&A* **44**, 507 (2006).
14. M. Modjaz, Y. Q. Liu, F. B. Bianco, O. Graur, *ApJ* **832**, 108 (2016).
15. D. A. Perley, *et al.*, *ApJ* **817**, 7 (2016).
16. E. P. J. van den Heuvel, S. C. Yoon, *Ap&SS* **311**, 177 (2007).
17. P. Marchant, N. Langer, P. Podsiadlowski, T. M. Tauris, T. J. Moriya, *A&A* **588**, A50 (2016).
18. Y. Qin, *et al.*, *A&A* **616**, A28 (2018).
19. A. A. Chrimes, E. R. Stanway, J. J. Eldridge, *MNRAS* **491**, 3479 (2020).

20. B. Paxton, *et al.*, *ApJS* **192**, 3 (2011).
21. K. Breivik, *et al.*, *ApJ* **898**, 71 (2020).
22. D. Nelson, *et al.*, *Computational Astrophysics and Cosmology* **6**, 2 (2019).
23. S. S. Bavera, *et al.*, *A&A* **635**, A97 (2020).
24. S. S. Bavera, *et al.*, *A&A* **647**, A153 (2021).
25. L. du Buisson, *et al.*, *MNRAS* **499**, 5941 (2020).
26. B. P. Abbott, *et al.*, *Living Reviews in Relativity* **21**, 3 (2018).
27. The LIGO Scientific Collaboration, *et al.*, *arXiv e-prints* p. arXiv:2010.14533 (2020).
28. A. S. Fruchter, *et al.*, *Nature* **441**, 463 (2006).
29. J. F. Graham, P. Schady, A. S. Fruchter, *arXiv e-prints* p. arXiv:1904.02673 (2019).
30. L. J. Kewley, S. L. Ellison, *ApJ* **681**, 1183 (2008).
31. C. L. Fryer, *et al.*, *PASP* **119**, 1211 (2007).
32. R. C. Duncan, C. Thompson, *ApJL* **392**, L9 (1992).
33. D. Foreman-Mackey, *The Journal of Open Source Software* **1**, 24 (2016).
34. J. D. Hunter, *Computing in Science & Engineering* **9**, 90 (2007).
35. C. R. Harris, *et al.*, *Nature* **585**, 357 (2020).
36. P. Virtanen, *et al.*, *Nature Methods* **17**, 261 (2020).
37. A. M. Price-Whelan, *et al.*, *The Astronomical Journal* **156**, 123 (2018).
38. A. Nitz, *et al.*, gwastro/pycbc: Pycbc release v1.14.4 (2019).
39. B. Paxton, *et al.*, *ApJS* **208**, 4 (2013).
40. B. Paxton, *et al.*, *ApJS* **220**, 15 (2015).

41. B. Paxton, *et al.*, *ApJS* **234**, 34 (2018).
42. B. Paxton, *et al.*, *ApJS* **243**, 10 (2019).
43. P. Marchant, *et al.*, *ApJ* **882**, 36 (2019).
44. V. Kalogera, *ApJ* **471**, 352 (1996).
45. T. Fragos, J. E. McClintock, *ApJ* **800**, 17 (2015).
46. K. Belczynski, *et al.*, *A&A* **636**, A104 (2020).
47. K. S. Thorne, *ApJ* **191**, 507 (1974).
48. P. Kroupa, *MNRAS* **322**, 231 (2001).
49. A. Heger, S. Woosley, I. Baraffe, T. Abel, *Lighthouses of the Universe: The Most Luminous Celestial Objects and Their Use for Cosmology*, M. Gilfanov, R. Sunyeav, E. Churazov, eds. (2002), p. 369.
50. H. Sana, *et al.*, *Science* **337**, 444 (2012).
51. C. A. Tout, O. R. Pols, P. P. Eggleton, Z. Han, *MNRAS* **281**, 257 (1996).
52. P. P. Eggleton, *ApJ* **268**, 368 (1983).
53. C. L. Fryer, *et al.*, *ApJ* **749**, 91 (2012).
54. G. Hobbs, D. R. Lorimer, A. G. Lyne, M. Kramer, *MNRAS* **360**, 974 (2005).
55. M. Zevin, M. Spera, C. P. L. Berry, V. Kalogera, *ApJL* **899**, L1 (2020).
56. A. Batta, E. Ramirez-Ruiz, *arXiv e-prints* p. arXiv:1904.04835 (2019).
57. J. M. Bardeen, *Nature* **226**, 64 (1970).
58. R. Sari, T. Piran, J. P. Halpern, *ApJL* **519**, L17 (1999).
59. D. A. Frail, *et al.*, *ApJL* **562**, L55 (2001).

60. A. Goldstein, V. Connaughton, M. S. Briggs, E. Burns, *ApJ* **818**, 18 (2016).
61. Planck Collaboration, *et al.*, *A&A* **594**, A13 (2016).
62. T. Nugis, H. J. G. L. M. Lamers, *A&A* **360**, 227 (2000).
63. J. S. Vink, A. de Koter, H. J. G. L. M. Lamers, *A&A* **369**, 574 (2001).
64. N. Grevesse, A. Noels, A. J. Sauval, *Cosmic Abundances*, S. S. Holt, G. Sonneborn, eds. (1996), vol. 99 of *Astronomical Society of the Pacific Conference Series*, p. 117.
65. D. C. Nicholls, R. S. Sutherland, M. A. Dopita, L. J. Kewley, B. A. Groves, *MNRAS* **466**, 4403 (2017).
66. N. Grevesse, A. J. Sauval, *SSR* **85**, 161 (1998).

Acknowledgements We would like to thank Christopher Berry for comments on the manuscript. This work was supported by the Swiss National Science Foundation Professorship grant (project number PP00P2_176868). E.R.-R. acknowledges support from the Heising-Simons Foundation, the Danish National Research Foundation (DNRF132) and NSF (AST-1911206 and AST-1852393). P.M. is supported by the FWO junior postdoctoral fellowship No. 12ZY520N. L.Z.K. is supported by CIERA. M.Z. is supported by NASA through the NASA Hubble Fellowship grant HST-HF2-51474.001-A awarded by the Space Telescope Science Institute, which is operated by the Association of Universities for Research in Astronomy, Inc., for NASA, under contract NAS5-26555. J.J.A. and S.C. are supported by CIERA and A.D., J.G.S.P., and K.A.R. are supported by the Gordon and Betty Moore Foundation through grant GBMF8477. Y.Q. acknowledges funding from the Swiss National Science Foundation under grant P2GEP2_188242. The computations were performed in part at the University of Geneva on the Baobab and Yggdrasil computer clusters and at Northwestern University on the Trident computer cluster (the latter funded by the GBMF8477 grant). All figures were made with the open-source Python modules `Corner` (33) and `Matplotlib` (34). This research made use of the python modules `Numpy` (35), `Scipy` (36), `Astropy` (37), and `PyCBC` (38).

Author Contributions S.S.B. and T.F. designed this study and closely collaborated in all the steps of the analysis. S.S.B. led the project and the writing of the manuscript with significant contributions

from T.F., E.Z., E.R.R. The detailed MESA simulations for CE/SMT models were done by S.S.B while detailed CHE MESA simulations were conducted by P.M. The entire post processing of these simulations as well as the population synthesis study was done by S.S.B. using the POSYDON framework. L.Z.K. was involved in the IllustrisTNG simulation and extracted the relevant data to compute the SFR. M.Z. computed a fit to the SFR from the Illustris data and also developed a model to approximate the GW detector selection effects. S.S.B, T.F., E.Z., J.J.A., S.C., A.D., K.K., D.M., J.G.S.P., Y.Q., K.A.R., J.R.G., N.H.T., Z.X. actively contributed to the development of the POSYDON software.

Methods

Population synthesis of CE, SMT, and CHE binary black holes

We model the evolution of binaries through CE and SMT with the POSYDON framework to combine the rapid population synthesis code COSMIC (21) with detailed MESA (20, 39–42) stellar structure and binary evolution simulations (24). This hybrid approach is used to rapidly evolve millions of binaries from zero-age main sequence (ZAMS) until the end of the second MT episode. For the last phase of the evolution, which determines the second-born BH spin (18, 23), we used detailed BH–Wolf-Rayet binary evolution simulations to model the tidal spin-up phase until the secondary star reached central carbon exhaustion. These simulations take into account differential stellar rotation, tides, stellar winds, and the evolution of the Wolf–Rayet stellar structure until carbon depletion. The core collapse is modeled as described in the next section. We consider disk formation during the collapse of highly spinning stars, mass loss through neutrinos, pulsational pair-instability and pair-instability supernova (PPISN & PISN) (43), and orbital changes resulting from anisotropic mass loss and isotropic neutrinos mass loss (44).

In our models the first-born BHs in the SMT and CE channels are formed with a negligible spin because of the assumed efficient AM transport (8, 18, 45). If AM transport were to be inefficient, this would lead to spinning BBHs (46), which are currently inconsistent with GWTC-2 observations. Moreover, we assume Eddington-limited accretion efficiency onto compact objects, resulting in a negligible amount of mass accreted onto the first-born BH during SMT. Hence, the first-born BH in the SMT channel avoids any spin up during MT (47). Alternatively, if the accretion onto compact

objects could reach highly super-Eddington rates, the binaries would not shrink enough to produce merging BBH, leading to the suppression of the SMT channel (24). Finally, motivated by the model comparison between our models and GWTC-2 data, we assume inefficient common envelope ejection efficiencies, taken as $\alpha_{\text{CE}} = 0.5$ in the $\alpha_{\text{CE}} - \lambda$ CE parameterization theory (24). Because the orbital separation post CE is approximately proportional to α_{CE} , inefficient CE ejection leads, on average, to a larger fraction of tidally spun-up BHs, but at the same time to a smaller overall number of BBH merger events compared to efficient CE ejection, $\alpha_{\text{CE}} > 1$. We find that this model’s uncertainty changes our LGRB rate estimate by $\mathcal{R}_{\text{LGRB}}^{\alpha_{\text{CE}}=0.5}$ at redshift $z = 0$ ($z = 2$) by +36% (+18%), −56% (−42%) and −68% (−54%) for $\alpha_{\text{CE}} = 0.25, 1$ and 2 , respectively, not changing our study’s conclusion.

The binary evolution through CHE is modeled entirely with MESA until carbon depletion of both stars (25). For consistency, the CE and SMT MESA models used identical input physics to the CHE ones, while simulations with the COSMIC code were also configured to be as consistent as possible (2, 24). Similarly to the other channels, the stars’ profiles’ core collapse is done self-consistently with CE and SMT models using POSYDON. Because the CHE MESA grids assume a fixed mass ratio $q = 1$, both stars will reach core collapse simultaneously. In practice, we collapse one star after the other applying a Blaauw kick (44) after each star has collapsed to account for the orbit adjustment resulting from PPISN and neutrinos mass loss, where we assume circularization after the formation of the first BH (25).

Initial binary conditions at ZAMS are drawn randomly from empirically constrained distributions. In CE and SMT, the ZAMS binaries are directly evolved with POSYDON while binaries in the parameter space leading to CHE are mapped to the nearest neighbor CHE MESA evolutionary track. Metallicities are sampled in the log-range $\log_{10}(Z) \in [-5, \log_{10}(2Z_{\odot})]$. For the CE and SMT models the log-metallicity range is divided in 30 discrete values from $\log_{10}(Z) = -4$ to $\log_{10}(1.5Z_{\odot})$ where binaries with $\log_{10}(Z) \in [-5, -4]$ are mapped to the lowest metallicity bin (24). For the CHE models the log-metallicity range is sampled with 22 discrete values from $\log_{10}(Z) = -5.0$ to $\log_{10}(Z) = -2.375$, above which any binary evolves through the CHE channel (25). Primary masses follow the Kroupa initial mass function (IMF), a broken power law with coefficient $\alpha = -2.3$ (48) in the sampled mass

range $5 M_{\odot} \leq m_1 \leq 150 M_{\odot}$. The upper limit is an extrapolation of the original Kroupa IMF measured only up to $50 M_{\odot}$. The arbitrary maximum stellar mass is chosen to exclude BH formation above the upper mass-gap of PISN, which we do not model (49). The mass distribution of the less massive secondary star is given by $m_2 = m_1 \times q$, where the initial mass ratio q is drawn from a flat distribution (50) in the range $q \in (0, 1]$. We assume that all binaries are born with circular orbits. Furthermore, we adopt a binary fraction of $f_{\text{bin}} = 0.7$ (50) and assume that at birth the distribution of log-orbital periods follow a power law with coefficient $\pi = -0.55$ (50) in the range $\log_{10}(p/[\text{day}]) \in [0.15, 5.5]$ and extrapolate down to the range $\log_{10}(p/[\text{day}]) \in [\log_{10}(0.4/[\text{day}]), 0.15]$ assuming a log-flat distribution (24). The portion of the parameter space with $q \in [0.8, 1]$ and $p \in [0.4, 4]$ days may lead to CHE (25). The extrapolation to low orbital periods causes us to sample systems Roche-lobe overflowing at ZAMS. Therefore, these systems have undergone MT during the pre-main sequence phase, which complicates the binary evolution and, a priori, might not lead to CHE. To remove these systems from the sampled distribution, we adopt ZAMS stellar radii fits (51), which we compare to the initial Roche-lobe radii of the binary (52). The population synthesis will then result in a synthetic population of BBHs, which we distribute across the cosmic history of the Universe to compute rate densities. See later section for a detailed description.

LGRB collapsar scenario

A massive star collapses under its own weight when nuclear reactions can no longer generate enough pressure to balance the pull of gravity. For the most massive stars, this occurs after the stars have formed iron cores. Due to computational constraints, our MESA simulations run until carbon depletion, which occurs less than a year before the actual core collapse. Because the remaining stellar evolutionary phase is so rapid compared to the star’s total evolution, we can assume that the star’s structure will not change drastically in the neglected portion of the evolution. The core collapse is modeled using fits to the results of 2D core-collapse models (53). We also account for mass loss through PPISN or stellar disruption from PISN using fits to 1D stellar models targeting this evolution phase (43). Depending on the carbon-oxygen core mass, $m_{\text{CO-core}}$, the star might explode as a supernova and have a fraction of the ejected mass falling back onto the compact object or, if the star is massive enough, where $m_{\text{CO-core}} \geq 11 M_{\odot}$, the star will collapse directly to form a BH.

Consequently, in our models, only stars with $m_{\text{CO-core}} \leq 11 M_{\odot}$ can receive natal kicks, with magnitudes drawn from a Maxwellian distribution with $\sigma = 265 \text{ km/s}$ (54) and rescaled by one minus the fall-back mass fraction (53). In the collapse, we also account for up to $0.5 M_{\odot}$ mass loss through neutrinos (55). If the collapsing star is rapidly rotating, an accretion disk might form during this process (24). Because our MESA simulations provide us with the star’s profile at core collapse, we can estimate the amount of material that forms an accretion disk around the newly-formed BH and the spin of the final BH (56). We assume that the innermost shells of the star form a central BH of mass $2.5 M_{\odot}$ through direct collapse, where we account for the mass and AM loss through neutrinos. The collapse of each subsequent shell happens on a dynamical timescale. We account for each shell’s portion with enough specific AM to support disk formation instead of collapsing directly. The thin disk is subsequently accreted on a viscous timescale which we assume to be much smaller than the dynamical timescale. Hence the disk is accreted before the next shell collapses. When an accretion disk is formed, a fraction of its rest-mass energy can power the formation of a jet that pierces through the star and breaks out from its poles. This mechanism is known as the collapsar scenario and is thought to give rise to LGRBs (9, 10).

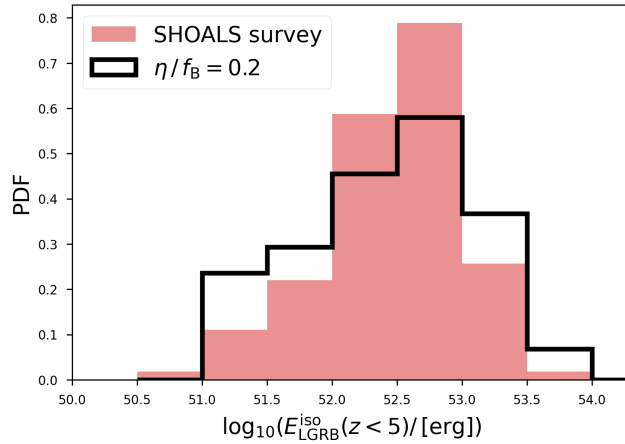


Figure 3: Normalized histogram of the observed luminous LGRB isotropic-equivalent energies with redshift $z < 5$ from the SHOALS survey, in light red, compared to the modeled LGRB isotropic-equivalent energies. Our fiducial model was calibrated such that the modeled LGRB energies peak near the observed energy distribution. This is achieved for $\eta/f_B = 0.2 \propto E_{\text{LGRB}}^{\text{iso}}$.

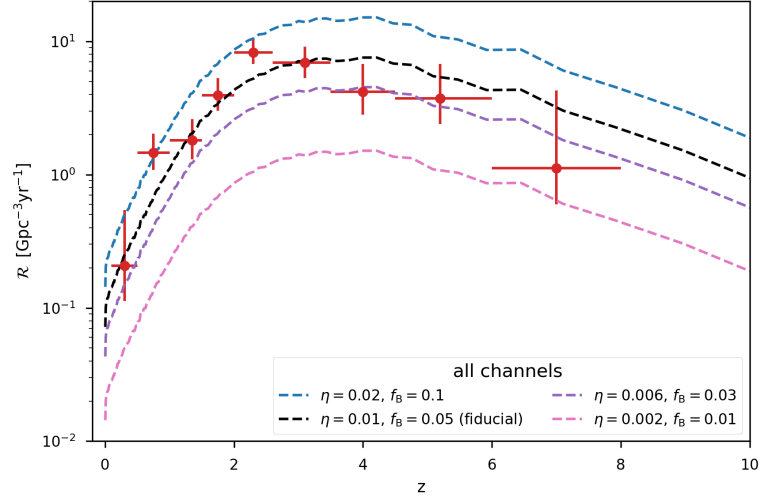


Figure 4: Modeled luminous LGRB rate densities as a function of redshift for all channels combined. The figure illustrates model uncertainties given an arbitrary choice of beaming fraction $f_B \in [0.01, 0.03, 0.05, 0.1]$. The LGRB energy efficiency η is obtained from the isotropic-equivalent energy calibration condition $\eta/f_B = 0.2$.

LGRB isotropic-equivalent energy calibration

The LGRB jet is powered by the accretion disk produced in the core-collapse, and only a fraction, f_{jet} , of this rest-mass energy will power the jet, of which a fraction f_γ is observed in the γ -ray band 45–450 keV. Moreover, when the jet breaks out from the poles, the star’s outer layers, which have yet to collapse, could become unbound by the shock caused by the jet, using a fraction of the estimated energy to unbind the star while the rest escapes. Similarly, we can encompass this uncertainty in the parameter $1 - f_{\text{unbound}}$. For simplicity, in our models, we parameterize our ignorance about these processes in the fixed efficiency parameter $\eta = f_{\text{jet}} \times f_\gamma \times (1 - f_{\text{unbound}})$. Hence, the total LGRB energy released in the γ -ray band by the BH formation process is then

$$E_{\text{LGRB}} = \eta \Delta M_{\text{disk}} c^2 \text{ ergs}, \quad (1)$$

where $\Delta M_{\text{disk}} = \sum_i (1 - [1 - 2GM_{\text{BH}}/(3c^2 r_{\text{ISCO},i})]^{1/2}) m_{\text{disk},i}$ is the total rest mass released as energy during the accretion process which depends on the radius of the innermost stable circular orbit (ISCO) of the accreting central BH, r_{ISCO} (47, 57). Here, $m_{\text{disk},i} = m_{\text{shell},i} \cos(\theta_{\text{disk},i})$ is the mass of the disk formed during the collapse of the i th shell with radius r where $\theta_{\text{disk},i}$ is the polar angle above which disk formation occurs. This quantity depends on the specific AM of the ISCO of the accreting BH,

j_{ISCO} , and the shell's specific AM, $\Omega(r)r^2$, as

$$\theta_{\text{disk},i} \equiv \theta_{\text{disk}}(r) = \arcsin \left[\left(\frac{j_{\text{ISCO}}}{\Omega(r)r^2} \right)^{1/2} \right]. \quad (2)$$

The jet escapes from the poles and is beamed with a half-opening angle θ_{B} . The chance of having the line of sight aligned with the jets is then $f_{\text{B}} = 1 - \cos(\theta_{\text{B}})$. The total isotropic-equivalent energy released by the LGRB jet is

$$E_{\text{LGRB}}^{\text{iso}} = f_{\text{B}}^{-1} E_{\text{LGRB}} = f_{\text{B}}^{-1} \eta \Delta M_{\text{disk,rad}} c^2 \text{ erg}. \quad (3)$$

We have two apparent free parameters, f_{B} and η , to determine. For simplicity, we assume that both parameters are constants. We can then use observations of luminous LGRBs from the SHOALS survey to calibrate the ratio $\eta/f_{\text{B}} \propto E_{\text{LGRB}}^{\text{iso}}$ such that the peak of the modeled isotropic-equivalent energy distribution matches the observed one. In Fig. 3 we show the result of this calibration, namely $\eta/f_{\text{B}} = 0.2$. With this constraint, we can choose reasonable values of f_{B} and obtain a corresponding η . Under certain model assumption, the jet opening angle can be estimated from the afterglow (58, 59) or the prompt emission of LGRBs (60), with mean reported values being roughly in the range of approximately 3 to 20 degrees (corresponding to f_{B} of 0.001-0.06). For our fiducial model we chose $f_{\text{B}} = 0.05$ and $\eta = 0.01$. Different choices of f_{B} , given the calibration, result in different LGRB rate densities as shown in Fig. 4. Lower f_{B} values lead to a suppression of the rates as the chance of seeing these systems are directly proportional to f_{B} , while the contrary is true for larger f_{B} values.

Binary black hole and LGRB rate densities

The BBH merger rate density $\mathcal{R}_{\text{BBHs}}(z)$ is the number of BBHs mergers per comoving volume per year as a function of redshift. This quantity can be calculated (24) by convolving the redshift- and metallicity-dependent star-formation rate (SFR) with the synthetic BBH population obtained sampling initial binary distributions. To conduct this calculation, we assume a flat Λ CDM cosmology with $H_0 = 67.7 \text{ km s}^{-1} \text{ Mpc}^{-1}$ and $\Omega_m = 0.307$ (61).

We assume a modeled redshift- and metallicity-dependent star formation rate, $\text{SFR}(z, \log_{10}(Z))$, from the TNG100 Illustris simulation (22). Illustris is a state-of-the-art large-scale cosmological simulation of the Universe. This model tracks the expansion of the Universe assuming a flat Λ CDM

cosmology, the gravitational pull of baryonic and dark matter onto itself, the hydrodynamics of cosmic gas, as well as the formation of stars. The simulated comoving volume of $(100\text{Mpc})^3$ contains tens of thousands of galaxies captured in high-detail. Illustris is calibrated to match the present-day ratio of the number of stars to dark matter for galaxies of all masses and the total amount of star formation in the universe as a function of time. Furthermore, the simulation also matches the galaxy stellar mass and luminosity functions.

The population synthesis predictions are performed in finite time bins of $\Delta t_i = 100 \text{ Myr}$ and log-metallicity bins ΔZ_j . Each binary k with BH masses $m_{1,k}$ and $m_{2,k}$ is placed at redshift of formation $z_{f,i}$ corresponding to the center of Δt_i and merging at redshift $z_{m,i,k}$ for its corresponding metallicity bin ΔZ_j . The BBH rate density is given by the Monte Carlo sum (24)

$$\mathcal{R}_{\text{BBHs}}(z_i) = \sum_{\Delta Z_j} \sum_k f_{\text{corr}} \frac{\text{fSFR}(z_{f,i}|\Delta Z_j)}{M_{\text{sim},\Delta Z_j}} \frac{4\pi c D_c^2(z_{m,i,k})}{\Delta V_c(z_i)} \Delta t_i \text{ Gpc}^{-3}\text{yr}^{-1}, \quad (4)$$

where $M_{\text{sim},\Delta Z_j}$ is the simulated mass per log-metallicity bin ΔZ_j and f_{corr} the normalization constant which converts the simulated mass to the total stellar population (23). Here, $\text{fSFR}(z|\Delta Z_j) = \int_{\Delta Z_j} \text{SFR}(z, \log_{10}(Z)) \log_{10} Z$ is the fractional SFR corresponding to the log-metallicity bin ΔZ_j and $\Delta V_c(z_i)$ is the comoving volume shell corresponding to Δt_i ,

$$\Delta V_c(z_i) \equiv \int_{\Delta z_i} \frac{1}{1+z} \frac{dV_c}{dz} dz = \frac{4\pi c}{H_0} \int_{\Delta z_i} \frac{D_c^2(z)}{E(z)(1+z)} dz, \quad (5)$$

where, Δz_i is the redshift interval corresponding to the formation time bin Δt_i , $D_c(z) = c/H_0 \int_0^z E(z')^{-1} dz$ is the comoving distance, $E(z) = \sqrt{\Omega_m(1+z)^3 + \Omega_\Lambda}$ and $\Omega_\Lambda = 1 - \Omega_m$.

A fraction of merging BBHs emit LGRBs at the compact object's formation, i.e., $z_{\text{LGRB},i,k}^l$ where the dummy index $l = 1, 2$ indicates the first- or second-formed BH. In the case of CE and SMT channels, only the second-born tidally spun up BH can lead to a LGRB event, while for the CHE channel, we assume both stars can emit the LGRB at the same time $z_{\text{LGRB},i,k}^1 = z_{\text{LGRB},i,k}^2$. We can therefore compute the LGRB rate density $R_{\text{LGRB}}(z)$ by substituting $z_{\text{LGRB},i,k}$ to $z_{m,i,k}$ in Eq. (4). Accounting for beaming, we obtain the LGRB rate density visible to an observer as

$$\mathcal{R}_{\text{LGRB}}(z) = \sum_{\Delta Z_j} \sum_k f_B f_{\text{corr}} \frac{\text{fSFR}(z_{f,i}|\Delta Z_j)}{M_{\text{sim},\Delta Z_j}} \frac{4\pi c D_c^2(z_{\text{LGRB},i,k})}{\Delta V_c(z_i)} \Delta t_i \text{ Gpc}^{-3}\text{yr}^{-1}. \quad (6)$$

Binary black hole detection rate

The BBH detection rate R_{BBHs} is the number of BBH mergers observed per year by a gravitational-waves detector network. Similarly to the rate density calculation, we can calculate the BBH detection rate with the Monte Carlo sum (24)

$$R_{\text{BBHs}} = \sum_{\Delta t_i, \Delta Z_j, k} w_{i,j,k} = \sum_{\Delta t_i} \sum_{\Delta Z_j} \sum_k p_{\text{det},i,k} f_{\text{corr}} \frac{\text{fSFR}(z_{f,i} | \Delta Z_j)}{M_{\text{sim}, \Delta Z_j}} 4\pi c D_c^2(z_{m,i,k}) \Delta t_i \text{ yr}^{-1}, \quad (7)$$

where $w_{i,j,k}$ is the contribution of the BBH k to the detection rate. Similarly to the rate density calculation, the binary k is placed at the time bin Δt_i with center the redshift of formation $z_{f,i}$ and merging at $z_{m,i,k}$ for its corresponding metallicity bin ΔZ_j . Here, $p_{\text{det},i,k} \equiv p_{\text{det}}(z_{m,i,k}, m_{1,k}, m_{2,k}, \mathbf{a}_{1,k}, \mathbf{a}_{2,k})$ is the detection probability which account for selection effects of the detector. Each BBH k is characterised by the masses $m_{1,k}$ and $m_{2,k}$, and by the dimensionless spin vectors $\mathbf{a}_{1,k}$ and $\mathbf{a}_{2,k}$. To compute $p_{\text{det},i,k}$ (24) we assume a three detector configuration with a network signal-to-noise ratio threshold of 12 and “mid-high/late-low” sensitivity (26), consistent with the third observing run of LIGO and Virgo detectors (2, 24).

The normalised weight $\tilde{w}_{i,j,k} = w_{i,j,k} / \sum_{\Delta t_{i'}, \Delta Z_{j'}, k'} w_{i',j',k'}$ is used to generate the gravitational-waves observable distributions of the detected BBH modelled population in the left panel of Fig. 1. To generate the underlying (intrinsic) BBH merging distribution in Fig. 1, i.e. what an observer with a detector with infinite sensitivity would observe, we weight the modelled population with $\tilde{w}_{i,j,k}^{\text{intrinsic}} = \tilde{w}_{i,j,k} (p_{\text{det},i,k} = 1)$. Finally the intrinsic distribution of BBH mergers associated with luminous LGRBs shown in the right panel of Fig. 1 is obtain by weighting the modelled population as

$$\tilde{w}_{i,j,k}^{\text{intrinsic,LGRB}} = \begin{cases} \tilde{w}_{i,j,k}^{\text{intrinsic}}, & E_{\text{LGRB}}^{\text{iso}} > 10^{51} \text{ erg} \\ 0, & \text{else} \end{cases}. \quad (8)$$

Metallicity of LGRB progenitors

The maximal ZAMS metallicity of LGRB progenitors in our models is primarily dictated by the interplay of tides and Wolf-Rayet stellar winds (62), which is the dominant phase of stellar wind mass loss and is taken to scale with metallicity as $\propto (Z/Z_{\odot})^{0.85}$ (63). In our model, this threshold is at $Z_{\text{max}} \approx 0.2 Z_{\odot}$, where we adopt $Z_{\odot} = 0.017$ (64). As shown in Fig. 5, this corresponds to the

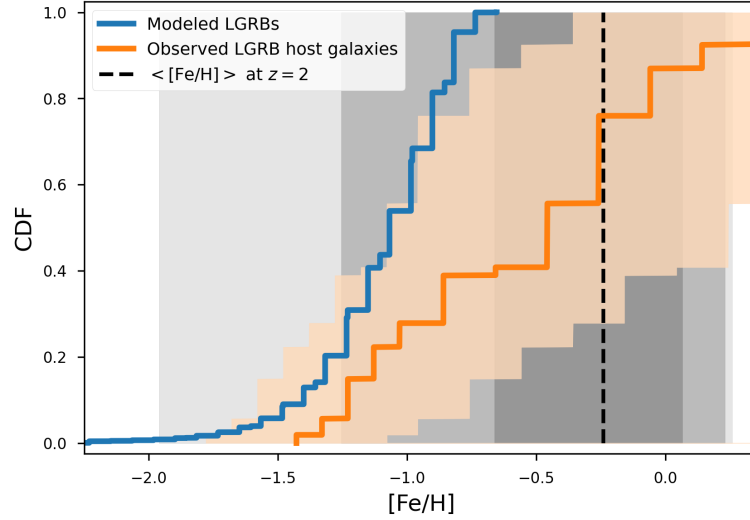


Figure 5: Cumulative distribution function (CDF) of the modelled LGRB progenitors’ metallicities for redshifts $z < 2.5$, in blue. The CDF of the observed SHOALS LGRBs host galaxy metallicities for $z < 2.5$ (29) are indicated in blue. The light orange shaded area shows the uncertainty in the observed CDF due to systematic offsets in the measurement of $\log_{10}(\text{O}/\text{H})$ depending on the calibrations used, and the stellar mass of the galaxy which can be as high as $\Delta[\log_{10}(\text{O}/\text{H})] \approx 0.7$ dex (30). As a reference, we indicate with a vertical dashed black line the median metallicity from the IllustrisTNG simulation at redshift $z = 2$ and lighter gray shaded areas delineate larger CI of 68, 95 and 99% for the assumed star formation metallicity distribution.

lower 16% bound of the metallicity distribution of newly formed stars at $z = 2$ in the IllustrisTNG simulation, which we use as input in our models. In the same figure we compare the progenitors' metallicities of modeled LGRBs to the sub-sample of the SHOALS LGRBs with 45 identified host galaxies which have measured metallicities for $z < 2.5$ (29). We have translated the reported $12 + \log_{10}(\text{O}/\text{H})$ to $[\text{Fe}/\text{H}]$ using an empirical relation between $[\text{O}/\text{Fe}]$ and $[\text{Fe}/\text{H}]$ (65) and took the solar reference as $[\text{O}/\text{H}]_{\text{ref}} = 8.83$ (66). Typical values of $[\text{O}/\text{Fe}]$ increase as $[\text{Fe}/\text{H}]$ decreases due to the increased influence of Type II supernovae over Type Ia at lower metallicities. We find that up to 85% of the observed LGRB host galaxies have metallicities lower than Z_{max} , when taking into account possible systematic uncertainties in the calibration of different metallicity measurement methods (30).

Luminous LGRB evidence in GWTC-2

The probability of a gravitational-wave event \mathbf{x} to have emitted a luminous LGRB, given our model, is calculated as

$$p_{\text{LGRB}}(\mathbf{x}) = \int_{-1}^1 \int_{0 M_{\odot}}^{100 M_{\odot}} f_{\text{GRB}}(\chi_{\text{eff}}, M_{\text{chirp}}) \times p(\chi_{\text{eff}}, M_{\text{chirp}} | \mathbf{x}) d\chi_{\text{eff}} dM_{\text{chirp}} = \approx \sum_l \sum_m f_{\text{LGRB}}^{l,m} p(\Delta\chi_{\text{eff}}^l, \Delta M_{\text{chirp}}^m) \Delta\chi_{\text{eff}} \Delta M_{\text{chirp}}, \quad (9)$$

where we approximated the integrals with a Riemann sum over the finite l - and m -bins of size $\Delta\chi_{\text{eff}} = 0.05$ and $\Delta M_{\text{chirp}} = 2 M_{\odot}$, respectively. The gravitational-waves event's posterior probability density $p(\chi_{\text{eff}}, M_{\text{chirp}} | \mathbf{x})$ is discretised and calculated at the center of each 2D bin $(\Delta\chi_{\text{eff}}^l, \Delta M_{\text{chirp}}^m)$. Here, $f_{\text{LGRB}}^{l,m}$, is the probability density of an event with $(\chi_{\text{eff}}, M_{\text{chirp}})$ to have emitted a luminous LGRB at BBH formation. We approximate this probability, given our model, over the finite bins $\Delta\chi_{\text{eff}}^l$ and $\Delta M_{\text{chirp}}^m$ as

$$f_{\text{LGRB}}^{l,m} \equiv f_{\text{LGRB}}(\Delta\chi_{\text{eff}}^l, \Delta M_{\text{chirp}}^m) = \frac{\sum_{\Delta t_i, \Delta Z_j, k} w_{i,j,k}^{\text{intrinsic,LGRB}}(\Delta\chi_{\text{eff}}^l, \Delta M_{\text{chirp}}^m)}{\sum_{\Delta t_{i'}, \Delta Z_{j'}, k'} w_{i',j',k'}^{\text{intrinsic}}(\Delta\chi_{\text{eff}}^l, \Delta M_{\text{chirp}}^m)}, \quad (10)$$

where $\tilde{w}_{i,j,k}^{\text{intrinsic}}$ is the normalised weight contribution of each binary to the intrinsic detection rate and $\tilde{w}_{i,j,k}^{\text{intrinsic,LGRB}}$ is conditioned against the luminous LGRB criteria as in Eq. (8).

The probability p_{LGRB} of each event in GWTC-2 is summarised in Table 1, where we also report as a reference the median χ_{eff} and M_{chirp} of each event.

EVENT	emitted LGRB chance in %	$\langle\chi_{\text{eff}}\rangle$	$\langle M_{\text{chirp}}\rangle$ [M_{\odot}]
GW190517_055101	86.85	0.52	26.6
GW190719_215514	59.82	0.31	23.4
GW190412	37.88	0.25	13.3
GW170729	28.37	0.37	35.4
GW190828_063405	26.93	0.19	25.0
GW190527_092055	19.00	0.11	24.3
GW190513_205428	18.89	0.11	21.6
GW190727_060333	15.36	0.11	28.7
GW151012	13.26	0.05	15.2
GW190424_180648	10.29	0.13	31.1
GW190620_030421	9.27	0.33	38.2
GW170823	7.68	0.09	29.2
GW190731_140936	6.39	0.06	29.6
GW190413_052954	5.94	-0.01	24.6
GW170809	5.57	0.08	24.9
GW190828_065509	4.20	0.08	13.3
GW190930_133541	4.15	0.14	8.5
GW190630_185205	3.44	0.09	24.9
GW190915_235702	2.96	0.02	25.3
GW190803_022701	2.54	-0.03	27.3
GW190909_114149	2.04	-0.06	30.6
GW151226	2.01	0.18	8.9
GW190706_222641	1.82	0.28	42.8
GW190413_134308	1.62	-0.04	32.9
GW170814	1.38	0.07	24.1
GW190929_012149	1.00	0.01	35.8
GW190519_153544	0.79	0.31	44.6
GW190512_180714	0.62	0.03	14.6
GW190421_213856	0.55	-0.06	31.2
GW190728_064510	0.49	0.12	8.6
GW170104	0.47	-0.04	21.4
GW190503_185404	0.44	-0.03	30.2
GW190521_074359	0.41	0.09	32.1
GW190720_000836	0.34	0.18	8.9
GW190514_065416	0.25	-0.19	28.7
GW170818	0.18	-0.09	26.6
GW190910_112807	0.15	0.02	34.3
GW190924_021846	0.09	0.03	5.8
GW170608	0.07	0.03	7.9
GW190408_181802	0.07	-0.03	18.3
GW190708_232457	0.07	0.02	13.2
GW190707_093326	0.00	-0.05	8.5
GW150914	0.00	-0.01	28.6
GW190602_175927	0.00	0.07	49.2
GW190521	0.00	0.03	69.2
GW190701_203306	0.00	-0.07	40.3
CUMULATIVE	383.66		

Table 1: Probabilities of each BBH event in GWTC-2 to have emitted a luminous LGRB, $E_{\text{LGRB}}^{\text{iso}} > 10^{51}$ erg, at the formation of the BBH system. For comparison, we report the median χ_{eff} and M_{chirp} for each event. The expected number of GWTC-2 events that had emitted a luminous LGRB is ≈ 4 out of 46.