

Parity Violating Non-Gaussianity from Axion-Gauge Field Dynamics

Ogan Özsoy ♣

♣ *CEICO, Institute of Physics of the Czech Academy of Sciences, Na Slovance 1999/2, 182 21, Prague.*

Abstract

We study scalar-tensor-tensor and tensor-scalar-scalar three point cross correlations generated by the dynamics of a transiently rolling spectator axion-U(1) gauge field model during inflation. In this framework, tensor and scalar fluctuations are sourced by gauge fields at the non-linear level due to gravitational interactions, providing a chiral background of gravitational waves while keeping the level of scalar fluctuations at the observationally viable levels at CMB scales. We show that the gravitational couplings between the observable sector and gauge fields can also mediate strong correlations between scalar and tensor fluctuations, generating an amplitude for the mixed type three-point functions that is parametrically larger compared to the single-field realizations of inflation. As the amplification of the gauge field sources are localized around the time of horizon exit, the resulting mixed bispectra are peaked *close* to the equilateral configurations. The shape dependence, along with the scale dependence and the parity violating nature of the mixed bispectra can serve as a distinguishing feature of the underlying axion-gauge field dynamics and suggest a careful investigation of their signatures on the CMB observables including cross correlations between temperature T and E,B polarization modes.

Contents

1	Introduction	2
2	Cosmological fluctuations from axion-gauge field dynamics	4
3	Mixed non-Gaussianity from axion-gauge field dynamics	8
3.1	Results for TSS and STT type correlators	8
3.1.1	TSS correlators	9
3.1.2	STT correlator	11
3.2	Amplitude and shape dependence of mixed non-Gaussianities	12
4	Conclusions	15
A	Gauge field modes as sources of scalar and tensor perturbations	16
B	Fitting formulas for $f_{2,j}$ and the tensor to scalar ratio	19
C	Shape analysis of SSS and TTT correlators	20
D	Computations of the mixed bispectra	21
E	Approximate factorized forms for the mixed bispectra	24
	References	25

1 Introduction

The production of primordial gravitational waves (GWs) (See *e.g.* reviews [1, 2]) is a robust prediction of the inflationary paradigm [3–5]. A positive detection of such fossil GWs would therefore provide strong evidence for inflation in the early universe. The amplitude of this signal is conventionally parametrized by the so called tensor-to-scalar ratio r which is a quantity targeted by a number of probes aiming to observe B-mode polarization patterns [6, 7] in the Cosmic Microwave Background (CMB) sky [8]. Current limits on the tensor-to-scalar ratio from Planck and BICEP/Keck restrict $r \lesssim 0.06$ [9, 10] and are expected to be improved by an order of magnitude by the forthcoming experiments such as CMB-S4 [11] and LiteBIRD [12].

In simplest realizations of inflation based on a scalar field minimally coupled to Einstein gravity, primordial GWs originate from the quantum vacuum fluctuations of the metric amplified by the quasi-dS expansion. In this framework, the amplitude of the produced GWs is directly related to the expansion rate H_{inf} of the quasi-dS background, and thus if GWs are observed they would provide us the energy scale of inflation, $H_{\text{inf}} \sim 10^{-5}(r/0.01)^{1/2}M_{\text{pl}}$ and give us the first hints on the quantum nature of gravity. More importantly, in this setup, the resulting GW signal is expected to possess the following properties: i) near scale invariance (with a slight red-tilt) ii) near Gaussianity and iii) parity conservation¹. In order to have a firm understanding of the fundamental nature of inflation, it is therefore crucial to test the robustness of these predictions by exploring viable alternative mechanisms that can generate GWs during inflation.

In fact, the properties i)-iii) of tensor fluctuations does not generically hold and can be invalidated if additional energetic enough field configurations present during inflation (See *e.g.* [17, 18]). From a top-down model building perspective, a rich particle content during inflation is not just an interesting possibility but appears to be a common outcome of many theories beyond the Standard Model of Particle Physics (See *e.g.* [19]). For example, low energy effective descriptions of string theory and supergravity generically predict a plethora of scalar fields (moduli or axion-like fields) along with gauge sectors that interact with each other at the non-linear level through dilaton or Chern-Simons like couplings². In the presence such couplings, the classical roll of the scalar background fields can “lift” the gauge field fluctuations and enhance their amplitude during inflation in a *parity violating* manner. Produced gauge field modes in this way then can influence the observed tensor fluctuations and can generate a large “synthetic” component of *chiral* GWs. However, for vector fields that exhibit direct coupling with the observable scalar sector, this is a challenging task because the induced GW emission is also accompanied by the strong production of non-Gaussian scalar fluctuations [27–30] which puts a bound on the size of the sourced GW component at CMB scales³ [38, 39].

¹Within the generalized scalar-tensor theories of single field inflation, a blue tilted tensor spectrum can be generated for backgrounds that exhibit a transient non-attractor era [13, 14]. On the other hand, parity violation in the tensor sector can be induced by non-minimal couplings between inflaton and the metric [15, 16].

²The phenomenological roles played by these couplings are initially considered in the context of primordial magnetogenesis [20, 21] and more recently to realize axion-inflation with sub-Planckian decay constants, *e.g.* through strong dissipative dynamics induced by U(1) [22] or SU(2) [23] gauge sectors. For explicit embeddings of the SU(2) model in supergravity and string theory constructions, see [24] and [25, 26] respectively.

³At sub-CMB scales however, the same mechanism can be utilized to obtain sufficient enhancement in the scalar fluctuations required for primordial black hole production [31–37].

To resolve this tension, an extension of these models are proposed that utilizes spectator axion-U(1) gauge sector endowed with localized gauge field production [40, 41]. In this framework, the model is equipped with an additional scalar field that drives inflation and controls observable fluctuations in the scalar sector⁴. Armed with this property and thanks to the localized nature of gauge field production, scalar fluctuations in this model can be kept in observationally viable levels while keeping its original intriguing features such as the generation of chiral GWs of non-vacuum origin. Remarkably, a scan of the parameter space in these model shows that parity violating tensor power spectrum reveals that such a signal may be observable through the mixed angular power spectra⁵ of the CMB temperature T anisotropies and E,B polarization modes [40].

In these models, intriguing parity violating signatures of tensor fluctuations also appear in the tensor-tensor-tensor correlator. In particular, a sizeable, scale dependent tensor non-Gaussianity can be induced by the amplified gauge field fluctuations [40, 41] and the parity violation associated with $\langle h_\lambda h_\lambda h_\lambda \rangle$ can reveal itself in the CMB bispectrum of B-modes [51]. Since scalar fluctuations are also enhanced to a certain extent by the gauge fields, it is then natural to ask if there exist three point cross correlations between scalar and tensor fluctuations. In the spectator axion-U(1) gauge field models, we expect that such mixed correlations to appear on the following grounds: First of all, as we mentioned before, the transient instability in the vector fields can directly influence the metric fluctuations through the inevitable cubic gravitational interaction of hAA type. On the other hand, the scalar fluctuations $\delta\phi$ in the observable inflaton sector can linearly mix with the scalar fluctuations in the spectator axion sector which have direct cubic interactions of σAA type with the gauge field modes. Therefore mediated by the Abelian vector fields, a bridge between the comoving curvature perturbation $\mathcal{R} \propto \delta\phi$ and tensor fluctuations h can be build to induce scalar-tensor-tensor $\mathcal{R}hh$ and tensor-scalar-scalar $h\mathcal{R}\mathcal{R}$ type mixed 3-pt correlators (See Figure 2).

Considering the preferred handedness of tensor fluctuations, along with the scale dependence and the non-gaussian nature of the cosmological fluctuations in these models, a detailed analysis on the mixed bispectra of tensor and scalar perturbations could provide us invaluable information on their underlying production mechanism and guide us compare these predictions with that of the conventional single field models, as well as other non-conventional scenarios⁶. Therefore, for a complete understanding of parity violating signatures in the spectator axion-U(1) gauge field models [40, 41], it is timely to consider 3-pt cross correlations between scalar and tensor fluctuations which is the main focus of this work.

This paper is organized as follows: in *Section 2* we review the transiently rolling spectator axion-gauge field model and its predictions at the level of power and auto bi-spectra. In *Section 3*, we present our results on the scalar-tensor-tensor and tensor-scalar-scalar bispectrum and discuss their amplitude and shape dependence. We conclude in *Section 4*. We supplement our results with five appendices where many details about the computations we carry can be found.

⁴For early studies on the spectator axion-U(1) gauge field model, see [42, 43], for a discussion on the issues regarding the scalar fluctuations in this model, see [44, 45].

⁵For earlier studies on probing chiral GWs with CMB anisotropies, see [46–50].

⁶See *e.g.* [52, 53] for an analysis on mixed bispectrum of scalar and tensor fluctuations in the spectator axion-SU(2) gauge field model. On the other hand, parity violating $\langle \mathcal{R}hh \rangle$ bispectrum can also arise through the gravitational Chern-Simons type coupling to the inflation, see *e.g.* [54] and [55] for the detectability of this signal through TBB and EBB CMB bispectra.

2 Cosmological fluctuations from axion-gauge field dynamics

As we mentioned in the introduction, the Lagrangian that describes the model contains an inflationary sector together with a spectator axion-gauge field sector both minimally coupled to gravity [40–42, 56],

$$\mathcal{L} = \frac{M_{\text{pl}}^2 R}{2} + \mathcal{L}_\phi - \underbrace{\frac{1}{2}(\partial\sigma)^2 - V_\sigma(\sigma) - \frac{1}{4}F_{\mu\nu}F^{\mu\nu} - \frac{\alpha_c\sigma}{4f}F_{\mu\nu}\tilde{F}^{\mu\nu}}_{\text{Spectator Sector}}, \quad (2.1)$$

where \mathcal{L}_ϕ is the Lagrangian that drives inflation and is responsible for the generation of curvature perturbation consistent with CMB observations and σ is a spectator pseudo-scalar axion rolling on its potential V_σ . The strength of the interaction (*i.e.* the last term in (2.1)) between the spectator σ and the gauge field is parametrized by the scale f together with the dimensionless coupling constant α_c where $F_{\mu\nu} = \partial_\mu A_\nu - \partial_\nu A_\mu$ is the field strength tensor of U(1) gauge field, $\tilde{F}^{\mu\nu} \equiv \eta^{\mu\nu\rho\sigma} F_{\rho\sigma}/(2\sqrt{-g})$ is its dual and alternating symbol $\eta^{\mu\nu\rho\sigma}$ is 1 for even permutation of its indices, -1 for odd permutations, and zero otherwise.

Gauge field production. If the spectator axion rolls on its potential V_σ with a non-vanishing background velocity $\dot{\sigma} \neq 0$, the interaction in (2.1) introduces a tachyonic mass for the gauge field and leads to the enhancement of gauge field modes in a parity violating manner. This can be seen from the equation of motion of the gauge field polarization states A_\pm in a FRW background [22],

$$\left(\partial_x^2 + 1 \pm \frac{aH}{k} 2\xi \right) A_\pm = 0, \quad (2.2)$$

where $x \equiv -k\tau$, a is the scale factor, $H = \dot{a}/a$ is the Hubble rate during inflation and $\xi \equiv -\alpha_c \dot{\sigma}/(2Hf)$ ($\xi > 0$ & $\dot{\sigma} < 0$) is the dimensionless measure of axion's velocity that represents the effective coupling strength between σ and A_μ . From (2.2), we see that when the last term dominates over unity for $k/(aH) < 2\xi$, only the $-$ polarization state of the gauge field experiences tachyonic instability which reflects the parity-violating nature of the $\sigma F\tilde{F}$ interaction.

Tensors sourced by vector fields. The gauge field fluctuations produced in this way exhibit an amplitude $A_- \propto e^{\pi\xi}$ [22] which in turn act as an additional source of tensor perturbations through gravitational interactions [42]. This can be seen clearly from the mode equation of graviton polarization states h_λ which is sourced by the transverse, traceless part of the energy momentum tensor composed of gauge field fluctuations:

$$\left(\partial_\tau^2 + k^2 - \frac{2}{\tau^2} \right) (a\hat{h}_\lambda) = -\frac{2a^3}{M_{\text{pl}}^2} \Pi_{ij,\lambda}(\vec{k}) \int \frac{d^3p}{(2\pi)^{3/2}} \left[\hat{E}_i(\tau, \vec{k} - \vec{p}) \hat{E}_j(\tau, \vec{p}) + \hat{B}_i(\tau, \vec{k} - \vec{p}) \hat{B}_j(\tau, \vec{p}) \right], \quad (2.3)$$

where $\hat{E}_i = -a^{-2}\hat{A}'_i$, $\hat{B}_i = a^{-2}\epsilon_{ijk}\partial_j\hat{A}_k$ are ‘‘electric’’ and ‘‘magnetic’’ fields and $\hat{h}_\lambda(\tau, \vec{k}) = \Pi_{ij,\lambda}(\vec{k})\hat{h}_{ij}(\tau, \vec{k})$ with $\Pi_{ij,\lambda}$ being the polarization tensor obeying $\hat{k}_i\Pi_{ij,\lambda}(\vec{k}) = 0$, $\Pi_{ij,\lambda}^*\Pi_{ij,\lambda'} = \delta_{\lambda\lambda'}$ and $\Pi_{ij,\lambda}^*(\vec{k}) = \Pi_{ij,-\lambda}(\vec{k}) = \Pi_{ij,\lambda}(-\vec{k})$.

Scalars sourced by vector fields. The influence of particle production on the visible scalar sector is also encoded indirectly by the presence of gravitational interactions [44]. In particular,

integrating out the non-dynamical lapse δN and the shift N^i reveals a mass mixing between $\delta\phi$ and $\delta\sigma$ and opens up a channel that can influence the curvature perturbation $\mathcal{R} \simeq -H \delta\phi/\dot{\phi}$ through the inverse decay of gauge fields: $A_i + A_i \rightarrow \delta\sigma \rightarrow \delta\phi \propto \mathcal{R}$. Dynamics of this contribution can be understood by first studying the influence of particle production on the spectator fluctuations $\delta\sigma$ through,

$$\left(\frac{\partial^2}{\partial\tau^2} + k^2 - \frac{2}{\tau^2}\right)(a\delta\hat{\sigma}) \simeq a^3 \frac{\alpha_c}{f} \int \frac{d^3p}{(2\pi)^{3/2}} \hat{E}_i(\tau, \vec{k} - \vec{p}) \hat{B}_i(\tau, \vec{p}). \quad (2.4)$$

Focusing on the inhomogeneous solution of the $\delta\sigma$ fluctuations in (2.4), one can then compute the conversion of the resulting $\delta\sigma$ to $\delta\phi$ via

$$\left(\frac{\partial^2}{\partial\tau^2} + k^2 - \frac{2}{\tau^2}\right)(a\delta\hat{\phi}) \simeq 3a^2 \frac{\dot{\phi}\dot{\sigma}}{M_{\text{pl}}^2} (a\delta\hat{\sigma}), \quad (2.5)$$

to find the the part of curvature perturbation $\mathcal{R} \simeq -H \delta\phi/\dot{\phi}$ that is sourced by the amplified gauge fields.

It has recently been shown that if σ rolls for a large-amount of time ($\Delta N_\sigma \gg 1$) during inflation, the sourced contributions to the \mathcal{R} can be sizeable due to the sensitivity of gauge field amplitudes and $\delta\phi - \delta\sigma$ mixing on the spectator axion's velocity $\xi \propto |\dot{\sigma}|$ [44]. In particular, this would lead to an exceedingly large CMB non-Gaussianity, so once the CMB limits on it are respected, the sourced GW signal is bounded by $r < 10^{-3} - 10^{-4}$ at CMB scales [44, 45]. To minimize the influence of the enhanced gauge fields on the curvature perturbation and to render observable GWs sourced by gauge fields viable, more realistic models that lead to localized gauge field production has been proposed where the spectator axion transiently rolls on potentials of the following form [40, 41]:

$$V_\sigma(\sigma) = \begin{cases} \Lambda^4 \left[1 - \cos\left(\frac{\sigma}{f}\right) \right], & \text{Model 1 (M1),} \\ \mu^3\sigma + \Lambda^4 \left[1 - \cos\left(\frac{\sigma}{f}\right) \right] \ \& \ \Lambda^4 \lesssim \mu^3 f & \text{Model 2 (M2).} \end{cases} \quad (2.6)$$

The first model (M1) features the standard shift symmetric axion potential [57] where the motion of the scalar contained within the maximum ($\sigma = \pi f$) and the minimum ($\sigma = 0$) of the potential whereas in the second model (M2), the axion field range is extended by a monodromy [58, 59] and the σ assume to probe step-like feature(s) in the ‘‘bumpy’’ regime, $\Lambda^4 \lesssim \mu^3 f$ ⁷. Focusing on slow-roll $\ddot{\sigma} \ll 3H\dot{\sigma}$ evolution, within the typical field ranges defined by the potentials (2.6), the spectator field velocity $\dot{\sigma}$ can be shown to exhibit a peaked time dependent profile [40, 41]. This implies that in both scenarios, the effective coupling $\xi = -\alpha_c \dot{\sigma}/2Hf$ in (2.2) also acquires a peaked time dependent profile where it reaches its maximal value ξ_* at $t = t_*$. As we review in Appendix A, such a time dependent profile of ξ translates into a scale dependent growth of the gauge fields in (2.2) where only modes that has a size comparable to the horizon, $k \simeq \mathcal{O}(1) a_* H_*$ at the time $t = t_*$, are efficiently amplified.

⁷In the bumpy regime, depending on the initial conditions ($\sigma \gg f$) spectator axion can probe multiple step-like features during inflation. In this work, we assume that σ traverse only one such region on its potential during which observable scales associated with CMB exits the horizon.

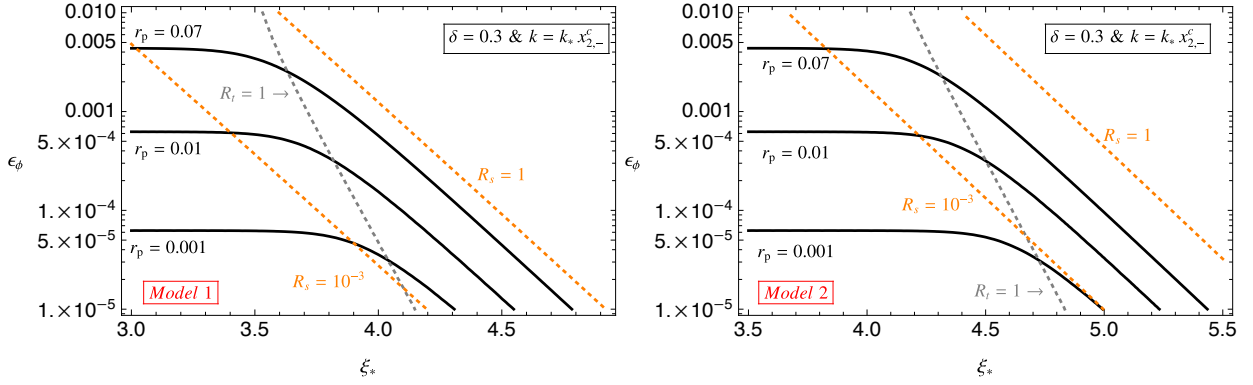


Figure 1. Constant r curves in the $\epsilon_\phi - \xi_*$ plane for Model 1 (Left) and Model 2 (Right). Orange dotted (respectively, gray dotted) lines shows the ratio between the sourced and the vacuum scalar (respectively, tensor) power spectrum R_s (R_t) (See Appendix B for details).

Chiral GWs from gauge field sources. In the presence of gauge field amplification, the perturbations in the observable sector $\hat{\mathcal{X}} = \{\hat{\mathcal{R}}, \hat{h}_\pm\}$ pick up a sourced contribution that can be described by the particular solutions of (2.3) and (2.5) (see also (2.4)) in addition to the vacuum counterpart generated by quasi-dS background: $\hat{\mathcal{X}} = \hat{\mathcal{X}}^{(v)} + \hat{\mathcal{X}}^{(s)}$. These contributions are statistically uncorrelated and therefore the total power spectra can be simply described by the sum of vacuum and sourced part:

$$\mathcal{P}_{\mathcal{R}}(k) = \mathcal{P}_{\mathcal{R}}^{(v)}(k) + \mathcal{P}_{\mathcal{R}}^{(s)}(k), \quad \mathcal{P}_\pm(k) = \mathcal{P}_\pm^{(v)}(k) + \mathcal{P}_\pm^{(s)}(k), \quad (2.7)$$

where the vacuum contributions are given by the standard expressions:

$$\mathcal{P}_{\mathcal{R}}^{(v)} = \frac{H^2}{8\pi^2 \epsilon_\phi M_{\text{pl}}^2}, \quad \mathcal{P}_\pm^{(v)} = \frac{H^2}{\pi^2 M_{\text{pl}}^2}. \quad (2.8)$$

On the other hand, the sourced power spectra in (2.7) inherit the scale dependence of the gauge field sources which can be shown to acquire a Gaussian form [40, 41],

$$\mathcal{P}_j^{(s)}(k) = \left[\epsilon_\phi \mathcal{P}_{\mathcal{R}}^{(v)}(k) \right]^2 f_{2,j} \left(\xi_*, \frac{k}{k_*}, \delta \right),$$

$$f_{2,j} \left(\xi_*, \frac{k}{k_*}, \delta \right) \simeq f_{2,j}^c [\xi_*, \delta] \exp \left[-\frac{1}{2\sigma_{2,j}^2 [\xi_*, \delta]} \ln^2 \left(\frac{k}{k_* x_{2,j}^c [\xi_*, \delta]} \right) \right], \quad (2.9)$$

where ϵ_ϕ is the slow-roll parameter controlled by the inflaton sector and $j = \{\mathcal{R}, \pm\}$. The functions $f_{2,j}^c, \sigma_{2,j}, x_{2,j}^c$ control, respectively, the amplitude, the width, and the position of the peak of the sourced signal, which depend on the background model of the spectator axion through the parameters ξ_* and δ (See Appendix A) and therefore to the underlying potential (See *e.g.* (2.6)) in the spectator axion sector. For a representative choice of the background parameter δ , we present accurate formulas for $f_{2,j}^c, \sigma_{2,j}, x_{2,j}^c$ in terms of the effective coupling ξ_* in Table 4.

At this point, it is intriguing to ask if the gauge field sources can be sufficiently large to alter

tensor-to-scalar ratio $r = \sum_{\lambda} \mathcal{P}_{\lambda} / \mathcal{P}_{\mathcal{R}}$ or not. To address this question, in Figure 1 we show constant tensor-to-scalar ratio r (B.1) evaluated at the peak wavenumber of the sourced GW signal (2.9), $k = k_p = k_* x_{2,-}^c$ in the parameter space $\epsilon_{\phi} - \xi_*$ of both models. The region spanned between the $R_t \equiv \mathcal{P}_{-}^{(s)} / \mathcal{P}_h^{(v)} > 1$ and $R_s \equiv \mathcal{P}_{\mathcal{R}}^{(s)} / \mathcal{P}_{\mathcal{R}}^{(v)} < 1$ lines locates the parameter space where sourced GWs dominate over the vacuum fluctuations while keeping the scalar fluctuations sourced by the gauge fields are under control. In this region, r acquires an exponential sensitivity to gauge field production (See (B.3)), breaking the standard relation between r and H of single field inflation. Excitingly, GW signal produced by the gauge field sources is maximally chiral $\chi \equiv (\mathcal{P}_{-} - \mathcal{P}_{+}) / \sum_{\lambda} \mathcal{P}_{\lambda} \sim \mathcal{O}(1)$ which is an essential distinguishing feature of the inflationary models we consider in this work⁸.

Scalar and tensor bispectrum. The scale dependent amplification of gauge fields also influences 3-pt correlators of scalar and tensor perturbations. An immediate worry at this point is to keep scalar bispectrum $\langle \hat{\mathcal{R}}_{k_1} \hat{\mathcal{R}}_{k_2} \hat{\mathcal{R}}_{k_3} \rangle$ below the CMB observational limits while preserving a large chiral GW signal from gauge field sources. This issue is addressed in [40, 41] for both spectator axion-gauge field models where it was shown that stringent constraints on scalar non-Gaussianity at CMB scales can be avoided for much of the parameter space of these models, thanks to the localized nature of particle production in the gauge field sources. Remarkably, a sizeable parity violating tensor non-Gaussianity $\langle \hat{h}_{k_1} \hat{h}_{k_2} \hat{h}_{k_3} \rangle$ ⁹ can also be generated by the gauge field sources, providing an opportunity to test these models through the CMB B-mode bispectrum [51].

For the distinguishability of these signals, shape dependence 3-pt auto-correlators will provide further information. The shape analysis is carried for the first model discussed (See M1 in (2.6)) [40], where it was shown that both bispectrum is maximal at the equilateral configurations, $k_1 \approx k_2 \approx k_3 \simeq \mathcal{O}(1 - 10) k_*$. In Appendix C, we likewise perform the shape analysis of the bispectra for the non-compact axion model (M2) in (2.6) to confirm that both scalar and tensor bispectrum is also maximal at the equilateral configuration in this model. The appearance of the equilateral shape in the auto-correlators is closely tied to the gauge field sources which have maximal support only for modes satisfying $q \simeq \mathcal{O}(1) a_* H_*$ (See Table 3).

Due to scale dependent amplifications of Tensor (T) and scalar (S) fluctuations, their 3-pt cross correlations may also contain invaluable information on the production mechanism of primordial GWs and more importantly on the inflationary field content. Considering chirality of the tensor fluctuations present in these models, the size and the shape of the mixed non-Gaussianity is complementary to the auto-correlators of $\hat{\mathcal{R}}$ and \hat{h} in extracting this unique information and can help us distinguish this class of models from other scenarios. In what follows, we will study the mixed non-Gaussianity of scalar-tensor-tensor $\langle \hat{\mathcal{R}} \hat{h} \hat{h} \rangle$ (STT) and tensor-scalar-scalar $\langle \hat{h} \hat{\mathcal{R}} \hat{\mathcal{R}} \rangle$ (TSS) type during inflation focusing on the spectator axion-gauge field dynamics described by the potentials (2.6).

⁸In contrast to standard predictions of inflation, chiral GWs can produce a non-vanishing cross correlation between CMB temperature (T) anisotropies and polarization modes (E,B) [46–48]. See *e.g.* [40], for an analysis on the observability of the CMB TB correlator within the first model we present here. On the other hand, the observability of a chiral GW signal in the spectator axion-SU(2) gauge field model is studied in [60].

⁹Observably large tensor non-Gaussianity can also arise from spectator axion-SU(2) gauge field dynamics during inflation [61, 62].

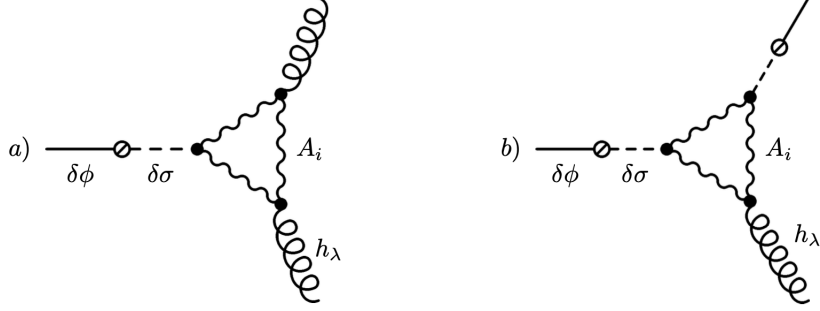


Figure 2. Diagrammatic representation of the interactions that contribute to the mixed non-Gaussianity of STT $\langle \mathcal{R}hh \rangle$ (Left) and TSS $\langle h\mathcal{R}\mathcal{R} \rangle$ (Right) type correlators in the rolling spectator axion-gauge field models.

3 Mixed non-Gaussianity from axion-gauge field dynamics

In the theory described by the Lagrangian (2.1), the last two terms contain three legged vertices $\propto \delta\sigma F\tilde{F}$ and $\propto h_{ij}\{\dot{A}_i\dot{A}_j + \dots\}$ that capture the inverse decay of amplified gauge fields fluctuations to the spectator scalar and tensor fluctuations, respectively [42, 45]. The presence of these vertices ensure correlations between the observable scalar sector $\delta\phi \propto \mathcal{R}$ and the metric h_{ij} perturbations thanks to the mass mixing between $\delta\phi - \delta\sigma$ we discussed earlier. Therefore, we expect the effects of the particle production processes in the gauge field sector to propagate to the 3-pt functions of mixed type such as $\langle \hat{\mathcal{R}}\hat{h}\hat{h} \rangle$ and $\langle \hat{h}\hat{\mathcal{R}}\hat{\mathcal{R}} \rangle$. The diagrams that contribute to these non-Gaussianities can be pictorially represented as in Figure 2. In Appendix D, we calculate both types of mixed non-Gaussianity for the two different rolling axion spectator models (See eq. (2.6)) we introduced in the previous section. In the following sections we present our results and discuss their size and shape dependence.

3.1 Results for TSS and STT type correlators

We are interested in 3-pt cross correlation of comoving curvature perturbation and gravity wave polarization modes, in particular in the following mixed type non-Gaussian correlators that are defined by

$$\begin{aligned} \langle \hat{\mathcal{R}}(0, \vec{k}_1) \hat{h}_\lambda(0, \vec{k}_2) \hat{h}_\lambda(0, \vec{k}_3) \rangle &\equiv \mathcal{B}_{\mathcal{R}\lambda\lambda}(\vec{k}_1, \vec{k}_2, \vec{k}_3) \delta(\vec{k}_1 + \vec{k}_2 + \vec{k}_3), \\ \langle \hat{h}_\lambda(0, \vec{k}_1) \hat{\mathcal{R}}(0, \vec{k}_2) \hat{\mathcal{R}}(0, \vec{k}_3) \rangle &\equiv \mathcal{B}_{\lambda\mathcal{R}\mathcal{R}}(\vec{k}_1, \vec{k}_2, \vec{k}_3) \delta(\vec{k}_1 + \vec{k}_2 + \vec{k}_3). \end{aligned} \quad (3.1)$$

As we mentioned in the case of 2-pt correlators above, mixed type non-Gaussianities are given by simple sum of vacuum and sourced contributions: $\mathcal{B}_j = \mathcal{B}_j^{(v)} + \mathcal{B}_j^{(s)}$. In this work, we will disregard the vacuum component of mixed correlators as they are sub-dominant in the presence of particle production processes involving vector fields.

As in the case of 2-pt functions, mixed 3-pt correlators of $\hat{\mathcal{R}}^{(s)}$, $\hat{h}_-^{(s)}$ inherit the scale dependent amplification of vector fields triggered by the transient motion of the spectator axion $\sigma(t)$. In

particular, we found (See Appendix D) that both bispectra can be factorized as

$$\mathcal{B}_j^{(s)}(\vec{k}_1, \vec{k}_2, \vec{k}_3) = \frac{[\epsilon_\phi \mathcal{P}_{\mathcal{R}}^{(v)}]^3}{(k_1 k_2 k_3)^2} f_j^{(3)}(\xi_*, \delta, x_*, x_2, x_3) \quad (3.2)$$

where $f_j^{(3)}$ with $j = \{\mathcal{R}\lambda\lambda, \lambda\mathcal{R}\mathcal{R}\}$ are dimensionless functions that parametrize the scale and shape dependence of the bispectrum noting the definitions $x_* = k/k_*$ and $k_1 = k$, $x_2 = k_2/k_1$, $x_3 = k_3/k_1$. In the following, we will first focus on the scale dependence of the mixed bispectra to set the stage for a discussion on its amplitude and shape dependence. In our analysis, we found some qualitative differences between TSS and STT type mixed 3-pt correlators and hence we will discuss each case separately below.

3.1.1 TSS correlators

To study the scale dependence of $f_{\lambda\mathcal{R}\mathcal{R}}^{(3)}$, we focus on the equilateral configuration to work out the $x_* = k/k_*$ dependence of (D.9) at fixed values of the background parameters $\{\xi_*, \delta\}$. In the following we will discuss $-\mathcal{R}\mathcal{R}$ and $\{+\mathcal{R}\mathcal{R}\}$ type correlators separately.

- **$-\mathcal{R}\mathcal{R}$ bispectrum:** Computing (D.9) numerically for a grid of $x_* = k/k_*$ values at the equilateral configuration $x_2 = x_3 = 1$, we found that $-\mathcal{R}\mathcal{R}$ bispectrum can be accurately captured by a sum of two distinctive peaks $f_{-\mathcal{R}\mathcal{R}}^{(3)} = f_{-\mathcal{R}\mathcal{R}}^{(3,S)} + f_{-\mathcal{R}\mathcal{R}}^{(3,L)}$ that have the Gaussian form

$$f_j^{(3,\alpha)}\left(\xi_*, \frac{k}{k_*}, \delta\right) \simeq f_{3,j}^{c,\alpha}[\xi_*, \delta] \exp\left[-\frac{1}{2\sigma_{3,j}^\alpha[\xi_*, \delta]^2} \ln^2\left(\frac{k}{k_* x_{3,j}^{c,\alpha}[\xi_*, \delta]}\right)\right], \quad (3.3)$$

where we use $\alpha = \{S, L\}$ to label the each peak (*i.e.* a small and a large one) and $j = -\mathcal{R}\mathcal{R}$. As in the 2-pt correlators we mentioned earlier, the height $f_{3,j}^c$, width $\sigma_{3,j}$ and location $x_{3,j}^c$ of $f_j^{(3)}$'s peak is controlled by the background motion of the spectator axion, namely by the maximal velocity reaches $\xi_* = -\alpha_c \dot{\sigma}_*/2Hf$ and the total number of e-folds $\dot{\sigma}$ significantly differs from zero during its rollover: $\Delta N \sim \delta^{-1} \sim H^2/m_{\text{axion}}^2$ where m_{axion} is the mass of σ in its global minimum. At fixed value of ξ_* , increasing δ , would generically reduce $f_{3,j}^c$, width $\sigma_{3,j}$ and location $x_{3,j}^c$ because fewer gauge field modes can be amplified to excite cosmological perturbations as $\dot{\sigma}$ will be large for a shorter amount of time in this case. For $\delta = 0.3$, we determined ξ_* dependence of $f_{3,j}^c$, $\sigma_{3,j}$ and $x_{3,j}^c$ by fitting the right hand side of eq. (3.3) to reproduce the position, height and width of the sourced peaks parametrized by the integral (D.9). In Table 1, we present the ξ_* dependence of these fitting formulas appear in (3.3) that approximates the result from the direct numerical integration of (D.9). For both models we study in this work, the accuracy of the expression (3.3) is shown in Figure 3.

A distinctive feature of the $-\mathcal{R}\mathcal{R}$ correlator is its doubly peaked structure which occur with different signs and locations in k space. In particular, $\langle \hat{h}_{-\mathcal{R}\mathcal{R}} \rangle$ exhibits a small positive peak $f_{3,j}^{c,S} > 0$ that occurs slightly earlier in k space ($x_{3,j}^{c,S} < x_{3,j}^{c,L}$) compared to the following large peak realized in the opposite direction ($f_{3,j}^{c,S} < 0$). It is worth mentioning that such a feature is absent in the auto-correlators of sourced curvature \mathcal{R} and h metric perturbations [40, 41]. It would be interesting to investigate quantitatively whether the presence of such a small peak increase the

$\{j\}_\alpha$	$\ln(f_{3,j}^c)$	$x_{3,j}^c$	$\sigma_{3,j}$
$\{-\mathcal{R}\mathcal{R}\}_{S,M1}$	$-20.75 + 17.87 \xi_* - 0.109 \xi_*^2$	$-2.59 + 1.336 \xi_* - 0.0366 \xi_*^2$	$0.48 - 0.166 \xi_* + 0.0234 \xi_*^2$
$\{-\mathcal{R}\mathcal{R}\}_{L,M1}$	$-8.20 + 14.60 \xi_* + 0.121 \xi_*^2$	$2.94 + 0.980 \xi_* + 0.0294 \xi_*^2$	$0.85 - 0.133 \xi_* + 0.0076 \xi_*^2$
$\{+\mathcal{R}\mathcal{R}\}_{M1}$	$-10.10 + 14.69 \xi_* + 0.119 \xi_*^2$	$2.66 + 0.516 \xi_* + 0.0195 \xi_*^2$	$0.83 - 0.108 \xi_* + 0.0065 \xi_*^2$
$\{-\mathcal{R}\mathcal{R}\}_{S,M2}$	$-29.67 + 17.53 \xi_* - 0.121 \xi_*^2$	$-0.78 + 1.345 \xi_* - 0.0295 \xi_*^2$	$-0.34 + 0.224 \xi_* - 0.0222 \xi_*^2$
$\{-\mathcal{R}\mathcal{R}\}_{L,M2}$	$-20.34 + 14.88 \xi_* + 0.0708 \xi_*^2$	$7.10 + 0.345 \xi_* + 0.0832 \xi_*^2$	$0.63 - 0.095 \xi_* + 0.0048 \xi_*^2$
$\{+\mathcal{R}\mathcal{R}\}_{M2}$	$-22.84 + 15.17 \xi_* + 0.0503 \xi_*^2$	$6.03 - 0.128 \xi_* + 0.0748 \xi_*^2$	$0.69 - 0.100 \xi_* + 0.0069 \xi_*^2$

Table 1. The height $f_{3,j}^c$, location $x_{3,j}^c$ and width $\sigma_{3,j}$ of $f_{h\mathcal{R}\mathcal{R}}^{(3,\alpha)}$ (3.3) for $\delta = 0.3$. For the large peak associated ($\alpha = L$) with the $j = -\mathcal{R}\mathcal{R}$ correlator and $j = +\mathcal{R}\mathcal{R}$, the fitting formulas are valid and $3.5 \leq \xi_* \leq 6.5$ while for the small peak ($\alpha = S$) of $j = -\mathcal{R}\mathcal{R}$ correlator, they are valid for $4 \leq \xi_* \leq 5$. The amplitude of $j = -\mathcal{R}\mathcal{R}$ correlator is positive $f_{3,j}^c > 0$ for the small peak and $f_{3,j}^c < 0$ for the large peak. The $j = +\mathcal{R}\mathcal{R}$ bispectrum has a single peak with a negative amplitude $f_{3,j}^c < 0$.

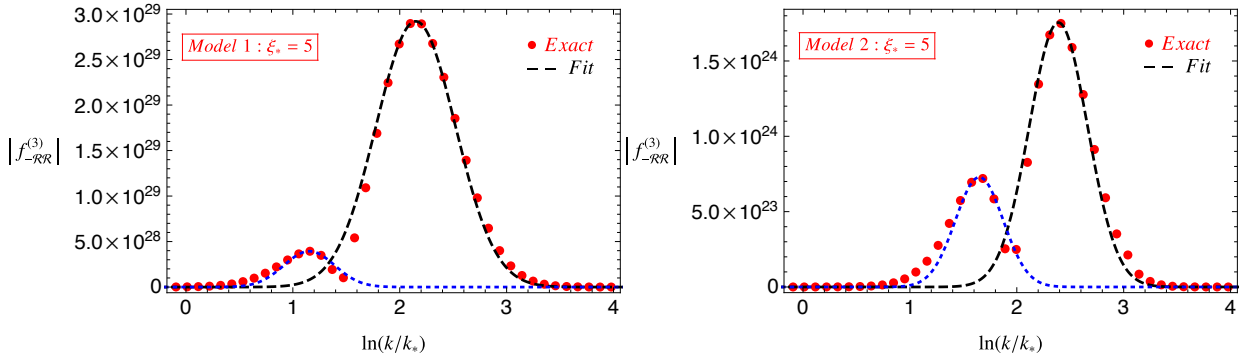


Figure 3. The scale dependence of total $f_{-\mathcal{R}\mathcal{R}}^{(3)}$ for Model 1 (Left) and Model 2 (Right). The red points are obtained by direct numerical evaluation of (D.9) for a grid of $x_* = k/k_*$ values. Using the Table 1, we represent the accuracy of the Gaussian expression (3.3) (dashed lines) in parametrizing the large and small peak that constitutes the total signal. Note that the first peak occurs while $f_{-\mathcal{R}\mathcal{R}}^{(3)} > 0$ while for the second peak $f_{-\mathcal{R}\mathcal{R}}^{(3)} < 0$.

observability of the TSS bispectrum. In what follows, in our discussion on the amplitude and shape of the TSS type bispectrum in Section 3.2, we will focus our attention to the large peak that appears in Figure 3 which constitutes the dominant scale dependent signal within the parameter space where $r_s \gg r_{\text{vac}}$ (See Figure 1).

Another conclusion that can be drawn from Table 1 and Figure 3 is that Model 2 generically generates signals that has a smaller width compared to the Model 1 for the same parameter choice $\delta = 0.3$ ($\sigma_{3,j}^{(M1)} > \sigma_{3,j}^{(M2)}$) which in turn implies that the former requires a larger maximal value for the effective coupling ξ_* between σ and A_μ to generate a signal comparable to the amplitude in Model 1.

- **$+\mathcal{R}\mathcal{R}$ bispectrum:** On the other hand, we found that the $j = +\mathcal{R}\mathcal{R}$ correlator consist of a single peak that has the same Gaussian form as in (3.3). We provide the fitting formulas for this case in the third and sixth row in Table 1. We see that due to the parity violation in

$\{j\}$	$\ln(f_{3,j}^c)$	$x_{3,j}^c$	$\sigma_{3,j}$
$\{\mathcal{R} - -\}_{M1}$	$-7.21 + 14.77 \xi_* + 0.117 \xi_*^2$	$3.15 + 0.665 \xi_* + 0.0213 \xi_*^2$	$0.82 - 0.109 \xi_* + 0.0066 \xi_*^2$
$\{\mathcal{R} + +\}_{M1}$	$-15.6 + 14.74 \xi_* + 0.121 \xi_*^2$	$1.24 + 0.232 \xi_* + 0.0147 \xi_*^2$	$0.80 - 0.123 \xi_* + 0.0085 \xi_*^2$
$\{\mathcal{R} - -\}_{M2}$	$-18.9 + 15.15 \xi_* + 0.0526 \xi_*^2$	$6.60 + 0.050 \xi_* + 0.0731 \xi_*^2$	$0.65 - 0.089 \xi_* + 0.0058 \xi_*^2$
$\{\mathcal{R} + +\}_{M2}$	$-27.7 + 15.25 \xi_* + 0.0484 \xi_*^2$	$1.92 + 0.290 \xi_* + 0.0083 \xi_*^2$	$0.57 - 0.064 \xi_* + 0.0034 \xi_*^2$

Table 2. Fitting formulas for the height $f_{3,j}^c$, location $x_{3,j}^c$ and width $\sigma_{3,j}$ that parametrize the scale dependent enhancement of the $j = \{\mathcal{R}\lambda\lambda\}$ type mixed bispectrum in (3.2). Formulas are obtained for $\delta = 0.3$ and $3.5 \leq \xi_* \leq 6.5$.

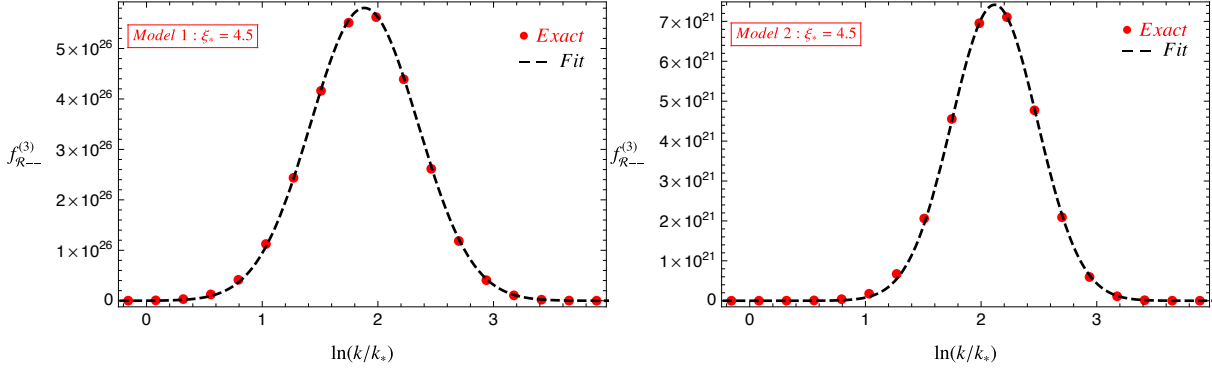


Figure 4. The scale dependence of $f_{\mathcal{R}--}^{(3)}$ for Model 1 (Left) and Model 2 (Right) described by the potentials (2.6) in the spectator axion-gauge field model (2.1). The red dots are obtained by numerical evaluation of (D.8) at $x_2 = x_3$ for a grid of $x_* = k/k_*$ values and dashed lines show the accuracy of the Gaussian expression (3.3) where we utilized Table 2.

the tensor sector, the amplitude of $f_{+\mathcal{R}\mathcal{R}}^{(3)}$ is about an order of magnitude larger than $j = -\mathcal{R}\mathcal{R}$ bispectrum. Note that this parity violation is not dramatic because $\langle \hat{h}_\lambda \hat{\mathcal{R}} \hat{\mathcal{R}} \rangle$ type non-Gaussianity contains only a single external state of the tensor perturbation with a definite polarization $\lambda = \pm$. In general, we expect the parity violation in mixed 3-pt amplitudes to increase for an increasing number of external h_λ in the bispectrum. In fact, as we will show, this is the case for the STT type bispectrum $\langle \hat{\mathcal{R}} \hat{h}_\lambda \hat{h}_\lambda \rangle$ below (See Section 3.1.2).

3.1.2 STT correlator

Repeating the analysis we performed for the TSS type correlator, we found that the scale dependence of $f_{\mathcal{R}\lambda\lambda}^{(3)}$ in (D.8) can instead be described by a single Gaussian peak that takes the same form as in (3.3). For $3.5 \leq \xi_* \leq 6.5$, its height and width and location can be well fitted by the second order formulas we provide in Table 2 and the accuracy of these formulas compared to the exact numerical computation of (D.8) is shown in Figure 4. From Table 2, we see that parity violation present itself stronger for the STT compared to the TSS bispectrum as expected since it has more external tensor mode that carry a definite polarization. On the other hand, $\mathcal{R}h_\lambda h_\lambda$ carries similar features with TSS correlator, such as the width of the signal in Model 1 is larger than the second which in turn imply that Model 2 requires a larger effective coupling ξ_* to

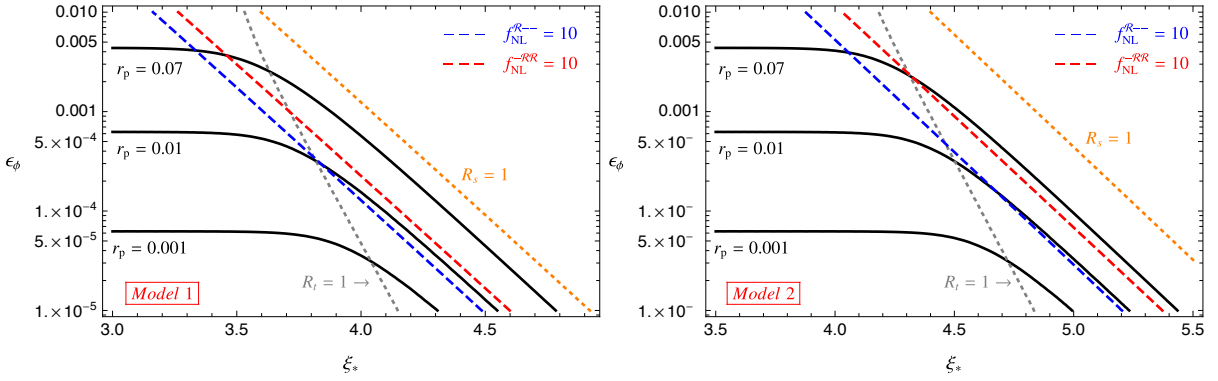


Figure 5. Constant f_{NL}^j curves superimposed with constant r curves in the $\epsilon_\phi - \xi_*$ plane for Model 1 (Left) and Model 2 (Right). The color coding and the parameter choices are the same as in Figure 1.

generate the same amount of signal. This situation appears to hold generically for any correlators containing observable fluctuations $\mathcal{X} = \{\mathcal{R}, h_\lambda\}$ and stems from the fact that in the second Model (M2), spectator axion probes a sharper region of its potential (*i.e.* cliff like regions) compared to Model 1, leading to the excitation of a smaller number of gauge field modes when the particle production is maximal, *i.e.* around $t \sim t_*$.

3.2 Amplitude and shape dependence of mixed non-Gaussianities

Having studied the scale dependent amplification of non-Gaussian signals of mixed type, in this section we investigate their amplitude and shape.

Amplitude of the bispectra. To quantify the size of the mixed non-Gaussianity, we will make use of the standard definition the non-linearity parameter evaluated at the equilateral configuration [28, 63],

$$f_{\text{NL}}^j(k) = \frac{10}{9} \frac{k^6}{(2\pi)^{5/2}} \frac{\mathcal{B}_j^{(s)}(\vec{k}, \vec{k}, \vec{k})}{\mathcal{P}_{\mathcal{R}}^2(k)}, \quad (3.4)$$

where we restrict our analysis with the dominant correlators, $j = \{\mathcal{R}--, -\mathcal{R}\mathcal{R}\}$ (See Table 1 and 2). As we showed in the previous section, the transient particle production in the gauge field sector leads to a scale dependent bump in the 3-pt correlators of mixed type. To estimate the maximal size of the non-linearity parameters f_{NL}^j , we therefore use (3.2) to evaluate (3.4) at the peak of the sourced GW signal, $k = k_* x_{2,-}^c$ (See Table 4).

To visualize the relevant parameter space where mixed non-Gaussianity is significant, in Figure 5, we plot $f_{\text{NL}}^j = 10$ curves in the model parameter space ($\epsilon_\phi - \xi_*$). We see that the parameter space where GW's sourced by the gauge field sources dominate (on the right hand side of $R_t = 1$ line in Figure 5) overlaps with the sizeable values of f_{NL}^j . In this regime, f_{NL}^j can be parametrized in terms of the peak value of the tensor-to-scalar ratio r_p (B.3) as

$$f_{\text{NL}}^{\mathcal{R}--} \simeq \begin{cases} 24 \left(\frac{r_p}{0.01}\right)^{3/2} e^{0.025\xi_*} & \text{(Model 1)} \\ 11 \left(\frac{r_p}{0.01}\right)^{3/2} e^{0.082\xi_*} & \text{(Model 2),} \end{cases} \quad (3.5)$$

and

$$f_{\text{NL}}^{-\mathcal{R}\mathcal{R}} \simeq \begin{cases} 8 \left(\frac{r_{\text{p}}}{0.01} \right)^{3/2} e^{-0.099\xi_*} & \text{(Model 1)} \\ 1.6 \left(\frac{r_{\text{p}}}{0.01} \right)^{3/2} e^{-0.009\xi_*} & \text{(Model 2)}. \end{cases} \quad (3.6)$$

where ξ_* dependence is weak and hence can be ignored for the parameter space of interest $3.5 \leq \xi_* \leq 6.5$. At this point, it is useful to compare these results with the TSS and STT type non-Gaussianity obtained in single field inflation where $f_{\text{NL}}^{\mathcal{R}--} \sim r^2$ and $f_{\text{NL}}^{-\mathcal{R}\mathcal{R}} \sim r$ is expected [64]. In this respect, our results in (3.5) and (3.6) indicate that the gauge field production induced by the rolling axions can clearly alter the parametric dependence of non-linearity parameters on r . In particular, STT and TSS mixed non-Gaussianity shows a significant enhancement with respect to the standard results from single field inflation.

On the other hand, noticing the relative locations of $f_{\text{NL}}^{-\mathcal{R}\mathcal{R}}$ and $f_{\text{NL}}^{\mathcal{R}--}$ lines in Figure 5, we expect that non-Gaussianity associated with the latter to be larger for a given ξ_* that parametrizes the strength of gauge field production. Furthermore, as we mentioned above, a comparison between Table 1 and 2 reveals that the level of parity violation is much more emphasized for the STT bispectrum. Therefore, we anticipate that $\langle \hat{\mathcal{R}}\hat{h}_\lambda\hat{h}_\lambda \rangle$ correlator can be a better primordial quantity that can be utilized further to probe the parity violating signatures of the spectator axion-U(1) gauge field dynamics.

Shape of the mixed bispectra. We now turn our attention to the shape of the mixed non-Gaussianity. For this purpose, it is customary to extract the overall k^{-6} scaling of the bispectrum in (3.2) by defining the shape function S_j as [65, 66],

$$S_j(k_1, k_2, k_3) = \mathcal{N}(k_1 k_2 k_3)^2 \mathcal{B}_j^{(s)}(\vec{k}_1, \vec{k}_2, \vec{k}_3) \propto f_j^{(3)}(\xi_*, x_*, \delta, x_2, x_3) \quad (3.7)$$

where \mathcal{N} is an arbitrary normalization factor. We pick a normalization factor \mathcal{N} to ensure $S_j = 1$ at the triangle configuration $f_j^{(3)}$ becomes maximal (obtained numerically). Then focusing on isoceles triangles $k_2 = k_3$ ($x_2 = x_3$), we evaluate the shape function on a grid of values in the $k_1/k_* - k_2/k_*$ plane for $j = \{\mathcal{R}--, -\mathcal{R}\mathcal{R}\}$ and plot the resulting constant contour lines corresponding to $S_j = \{0.9, 0.7, 0.5, 0.3\}$ values of the shape function in Figure 6. We note that, due to the triangle inequality $k_2 + k_3 \geq k_1$, only triangle configurations that satisfy $k_1 \leq 2k_2$ ($x_2 \geq 1/2$) is allowed as shown by the limiting blue dashed lines shown in Figure 6.

We observe from the shape of the contour lines (such as their spread in the $k_1 - k_2$ plane and the approximate locations of the maximum) that both of the rolling axion models lead to qualitatively similar result for each type of mixed bispectrum. A slightly different behavior appears for TSS correlator in the rolling axion monodromy model (M2) where the spread of the contour lines take up a smaller area in the $k_1 - k_2$ plane. The reason for this is the fact the for the same parameter choices the second model contains a sharper feature in its dynamics compared to the M1. In particular, the physical quantity that controls the gauge field production, *i.e.* the velocity of the $\dot{\sigma}$ have a more spiky behavior in the second Model, leading to the excitation of a smaller range of gauge field modes that can in turn source tensor and scalar fluctuations. This effect becomes more emphasized as the number of external \mathcal{R} in the 3-pt function increases because the sourced curvature perturbation is more susceptible to the background evolution of the rolling

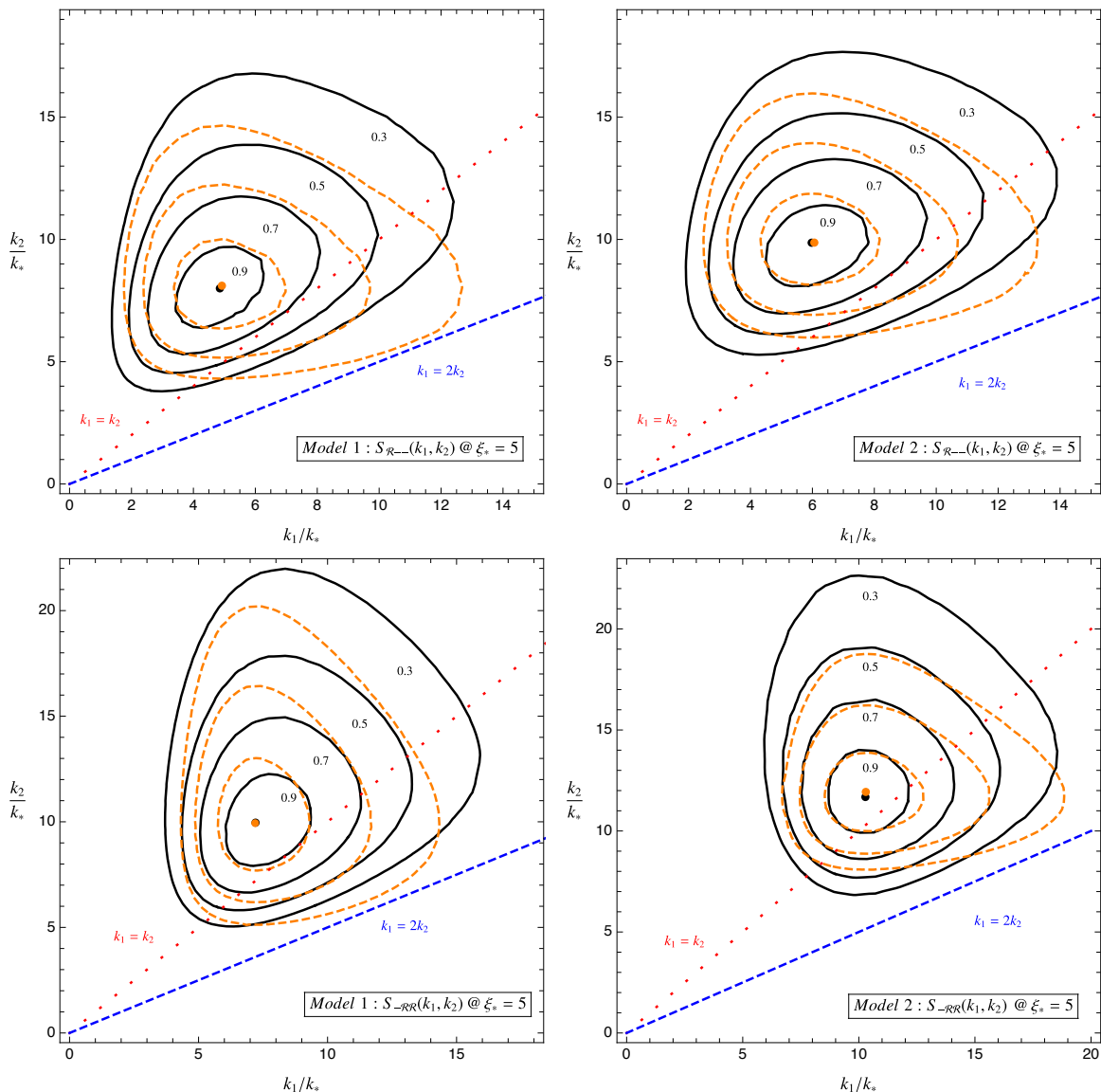


Figure 6. Constant contour lines of the shape $S_{\mathcal{R}--}$ (top panel) and $S_{-\mathcal{R}\mathcal{R}}$ (bottom panel) in the $k_1/k_* - k_2/k_*$ plane, respectively for the TSS and STT mixed bispectrum and for both rolling axion models we consider in this work. The black dots locate the triangle configuration for which bispectrum is maximum ($S_j = 1$). Orange dashed lines indicate the $S_j = 0.9, 0.7, 0.5$ contour lines derived from the approximate expressions (E.1) (top) and (E.2) (bottom) while the orange dot locates the triangle configuration of their corresponding maximum. The red-dotted line and the blue dashed line refers to equilateral triangles $k_1 = k_2$ and folded triangles $k_1 = 2k_2$ respectively.

axion as can be verified explicitly by comparing eqs. (A.7)-(A.10). The similarity of the shapes of the contour lines in the STT correlators (top row) in Figure 6 also supports these arguments.

As indicated by the location of the black dots in Figure 6, a common feature of the mixed correlators is that they are maximized for triangle configurations close to the equilateral shape. In particular, away from the maximum, the shape function reduces considerably in magnitude

towards the folded $k_1/k_* \rightarrow 2k_2/k_*$ and squeezed configurations $k_1/k_* \rightarrow 0$, implying that the shape of the STT and TSS bispectra are distinct from such configurations. Besides the general features we covered so far, there are some quantitative differences in the properties of the shape functions which we discuss in detail below.

- **STT:** From the top panel in Figure 6, notice that mixed correlators are maximal at scales that slightly deviates from the exact equilateral configuration, *i.e.* $S_{\mathcal{R}-} = 1$ (black dots) at $k_2 > k_1$ for both models. This slight deviation from the exact equilateral configuration is closely tied to the offset that appear in the locations of the sourced curvature perturbation \mathcal{R} and h_- . In particular, a close inspection of the peak location of the 2-pt correlators (See Table 4) reveals $x_{2,\mathcal{R}}^c < x_{2,-}^c$ and naturally leads to the expectation that the peak location of the external momenta (k_1) associated with \mathcal{R} to satisfy $k_1 < k_2$ in the STT correlator.

- **TSS:** From the bottom panels of Figure 6, we notice that the TSS bispectrum also takes its maximal value for triangles satisfying $k_2 > k_1$. Considering the discussion we presented above for the STT correlator above, this result contradicts with the expectation that the maximum of the TSS bispectra should appear below the equilateral line $k_2 < k_1$ in Figure 6. We speculate that this peculiarity stems from the products of helicity vectors $\epsilon_{(-\mathcal{R}\mathcal{R})}$ (defined in (D.10)) that appear inside the integral (D.9) of $f_{-\mathcal{R}\mathcal{R}}^{(3)}$ that characterize the shape function $S_{-\mathcal{R}\mathcal{R}} \propto f_{-\mathcal{R}\mathcal{R}}^{(3)}$, which should have more support for $x_2 > 1$ ($k_2 > k_1$).

To speed up its analysis with the actual data, in Appendix E, we derive approximate expressions for the mixed bispectra, written as a sum of factorized terms. In particular, we provide approximate expressions for the bispectra such that each term in these expressions (see *e.g.* (E.1) and (E.2)) is written as a product of source functions $f_{2,j}$ and $f_j^{(3)}$ that depend on only one external momenta, k_i . In Figure 6, we illustrate the accuracy of these approximate expressions by the orange dashed lines and orange dots corresponding to $S_j = 0.9, 0.7, 0.5$ contour lines and $S_j = 1$ point, respectively. As shown in the Figure, we observe that the maximums derived from the approximate formulas (orange dots) are nearly coincident with the actual ones (black dots) and the approximate expressions provide an accurate description of the exact bispectra, particularly around the maximum.

4 Conclusions

In this work, we focused our attention to a class of inflationary scenarios characterized by a system (2.1) of spectator axion and U(1) gauge fields coupled by a Chern-Simons type interaction [40, 41]. In these models, the transient roll of spectator axion triggers a localized enhancement in the gauge field fluctuations which in turn induces several phenomenologically interesting signatures in the CMB observables, including a low energy scale realization of inflation endowed with scale dependent chiral GW signal accessible by forthcoming observations [40] together with observable tensor non-Gaussianity [51]. While bounds on the scalar 2-pt and 3-pt auto-correlators from the CMB observables can be avoided for the parameter space that leads to interesting phenomenology in the tensor sector, the spectator axion- U(1) gauge field dynamics also predict enhanced scalar fluctuations by the gauge fields. Therefore in this setup, mixed non-Gaussianities including scalar and tensor fluctuations appear to be as important as the information one can gain from their auto-correlators. In particular, the non-trivial parity violating structure of these

correlators may provide additional predictive power, help us constrain the model parameters and reveal distinguishing features that can provide effective model comparison, *e.g.* considering the absence/presence of the analogue signals that are present within the standard single field inflation or the close SU(2) cousin [67, 68] of the model we consider in this work.

To shed some light on these issues, we derived predictions for the scalar-tensor-tensor and tensor-scalar-scalar bispectrum focusing on spectator axion-U(1) gauge field dynamics during inflation (See Section 3). We find that both bispectra exhibit a scale dependent amplification and at their respective peaks they are significantly enhanced compared to their counterparts in the minimal single field inflationary scenario (See *e.g.* eqs. (3.5) and (3.6)). More importantly, due to parity violating nature of gauge field production, the resulting mixed bispectra also exhibit a preferred chirality. In this respect, we anticipate that STT correlator is more promising primordial quantity compared to TSS type correlator in establishing parity violating signatures of spectator-axion gauge field dynamics. This can be seen by comparing maximal amplitude of the respective signals from Table 1 and 2. In section 3.2, we studied the shape dependence of these amplified signals and found that both bispectra is maximal *close* to the equilateral shape, slightly deviating from the exact equilateral configuration (See Figure 6). Given that the sources (gauge fields) of these correlators have maximal amplitudes at around horizon crossing (See Table 4), this result is expected.

The detectability of the scale dependent, parity violating $\langle \hat{\mathcal{R}}\hat{h}_\lambda\hat{h}_\lambda \rangle$ and $\langle \hat{h}_\lambda\hat{\mathcal{R}}\hat{\mathcal{R}} \rangle$ signals we studied in this work require a detailed analysis in the CMB observables. A possibility in this direction would be to consider cross correlations between the CMB temperature T and E,B polarization modes. In particular, to search for a primordial STT bispectrum, a suitable observable would be TBB and EBB cross correlations of the CMB (See *e.g.* [55, 69, 70]) whereas the observability of TSS bispectrum can be analyzed through BTT or BEE (See *e.g.* [71]). In this respect, the approximate factorized expressions we derived for the both bispectra (See Appendix E) can be utilized to test mixed non-Gaussian signals of the rolling spectator axion models. We leave further investigations on these issues for a future publication.

Acknowledgments

We would like to thank Marco Peloso, Maresuke Shiraishi and Caner Ünal for comments and useful discussions pertaining this work. Part of this research project was conducted using computational resources at Physics Institute of the Czech Academy of Sciences (CAS) and we acknowledge the help of Josef Dvoracek on this process. This work is supported by the European Structural and Investment Funds and the Czech Ministry of Education, Youth and Sports (Project CoGraDS-CZ.02.1.01/0.0/0.0/15003/0000437).

A Gauge field modes as sources of scalar and tensor perturbations

Here, we summarize some important aspects of the gauge field production and their subsequent sourcing of cosmological perturbations where we closely follow [40, 41]. For this purpose, we first require time dependent profile of the effective coupling $\xi = -\alpha_c\dot{\sigma}/(2Hf)$ in (2.2) which depends on the background model of the spectator axion field. For the the potentials V_σ we are focusing

(2.6), the slow-roll solution $\ddot{\sigma} \ll 3H\dot{\sigma}$ of the spectator axion gives

$$\xi(x) = \begin{cases} \frac{2\xi_*}{(x_*/x)^\delta + (x/x_*)^\delta}, & \text{Model 1 (M1),} \\ \frac{\xi_*}{1 + \ln[(x/x_*)^\delta]^2}, & \text{Model 2 (M2),} \end{cases} \quad (\text{A.1})$$

where $x_* = -k\tau_*$ and the maximum value of the effective coupling ξ_* can be expressed in terms of the dimensionless coupling constant and δ as $\xi_* = \alpha_c \delta/2$ (M1) and $\xi_* = \alpha_c \delta$ (M2). In these expressions, δ measures the acceleration ($\dot{\xi}/(\xi H) = \ddot{\sigma}/(\dot{\sigma}H) \sim \delta$) of the spectator axion as it rolls down on its potential, which is determined by the mass of the axion in its global minimum, *i.e.* $m_{\text{axion}} \simeq \delta H^2$. In terms of the model parameters, it is given by $\delta = \Lambda^4/6H^2 f^2$ (M1) and $\delta = \mu^3/3H^2 f$ (M2). Note that due to the slow-roll approximation undertaken to derive the expressions in (A.1), we require $\delta < 1$.

Together with (A.1), Eq. (2.2) describes the standard Schrödinger equation of the “wave-function” A_- for which an analytic solution can be derived by employing WKB approximation methods. In particular, the late time growing solution to the eq. (2.2) can be parametrized in terms of a scale dependent normalization (real and positive) factor as [40, 41]:

$$A_-(\tau, k) \simeq \frac{N_A(\xi_*, -k\tau_*, \delta)}{\sqrt{2k}} \left[\frac{-k\tau}{2\xi(\tau)} \right]^{1/4} \exp \left[-E(\tau) \sqrt{-2\xi_* k\tau} \right] \quad \tau/\tau_* < 1, \quad (\text{A.2})$$

where the time dependent argument of the exponential factor depends on the model as

$$E(\tau) = \begin{cases} \frac{2\sqrt{2}}{(1+\delta)(\tau/\tau_*)^{-\delta/2}}, & \text{Model 1 (M1),} \\ \frac{2}{\delta |\ln(\tau/\tau_*)|}, & \text{Model 2 (M2).} \end{cases} \quad (\text{A.3})$$

The scale dependence (x_*) of the normalization factor $N_A(\xi_*, x_*, \delta)$ in (A.2) can be determined by solving (2.2) numerically for different values of $x_* = -k\tau_*$ and matching it to the WKB solution (A.2) at late times $-k\tau \ll 1$. In this way, one can confirm that that $N_A(\xi_*, x_*, \delta)$ can be accurately described by a log-normal distribution,

$$N_A(\xi_*, x_*, \delta) \simeq N_A^c[\xi_*, \delta] \exp \left(-\frac{1}{2\sigma_A^2[\xi_*, \delta]} \ln^2 \left(\frac{x_*}{q_A^c[\xi_*, \delta]} \right) \right), \quad (\text{A.4})$$

where the functions N_A^c, q_A^c and σ_A parametrizes the background dependence of gauge field production, and hence depend on ξ_* and δ . For an effective coupling to gauge fields within the range $3 \leq \xi_* \leq 6.5$, these functions can be described accurately by a second order polynomial in ξ_* provided in Table 3. Since the growing solution to the mode functions A_- is real, its Fourier decomposition can be simplified as,

$$\hat{A}_i(\tau, \vec{x}) \simeq \int \frac{d^3k}{(2\pi)^{3/2}} e^{i\vec{k}\cdot\vec{x}} \epsilon_i^-(\vec{k}) A_-(\tau, \vec{k}) \left[\hat{a}_-(\vec{k}) + \hat{a}_-^\dagger(-\vec{k}) \right], \quad (\text{A.5})$$

	$\ln(N_A^c)$	q_A^c	σ_A
M1	$0.290 + 2.83 \xi_* + 0.00100 \xi_*^2$	$-0.097 + 0.633 \xi_* - 0.00110 \xi_*^2$	$2.11 - 0.321 \xi_* + 0.0208 \xi_*^2$
M2	$0.325 + 2.72 \xi_* - 0.00069 \xi_*^2$	$0.013 + 0.710 \xi_* - 0.00105 \xi_*^2$	$1.69 - 0.254 \xi_* + 0.0164 \xi_*^2$

Table 3. ξ_* dependence of the functions N_A^c , location q_A^c and width σ_A that appear in the late time amplitude N_A (eq. (A.4)) of the gauge field modes for $\delta = 0.3$ and $3 \leq \xi_* \leq 6.5$.

where the helicity vectors obey $k_i \epsilon_i^\pm = 0$, $\epsilon_{ijk} k_j \epsilon_k^\pm = \mp i k \epsilon_i^\pm$, $\epsilon_i^\pm \epsilon_i^\pm = 0$, $\epsilon_i^\pm \epsilon_i^\mp = 1$ and $(\epsilon_i^\lambda(\vec{k}))^* = \epsilon_i^\lambda(-\vec{k}) = \epsilon_i^{-\lambda}(\vec{k})$ and the annihilation/creation operators satisfy $[\hat{a}_\lambda(\vec{k}), \hat{a}_{\lambda'}^\dagger(\vec{k}')] = \delta_{\lambda\lambda'} \delta(\vec{k} - \vec{k}')$. Using the definitions of ‘‘Electric’’ and ‘‘Magnetic’’ from the main text (See below eq. (2.3)), we obtain their Fourier modes as

$$\begin{aligned} \hat{E}_i(\tau, \vec{k}) &= -\sqrt{\frac{k}{2}} \frac{\epsilon_i^-(\vec{k})}{a(\tau)^2} \left(\frac{2\xi(\tau)}{-k\tau} \right)^{1/4} N_A(\xi_*, -k\tau_*, \delta) \exp \left[-E(\tau) \sqrt{-2\xi_* k\tau} \right] \hat{\mathcal{O}}_-(\vec{k}), \\ \hat{B}_i(\tau, \vec{k}) &= -\sqrt{\frac{k}{2}} \frac{\epsilon_i^-(\vec{k})}{a(\tau)^2} \left(\frac{-k\tau}{2\xi(\tau)} \right)^{1/4} N_A(\xi_*, -k\tau_*, \delta) \exp \left[-E(\tau) \sqrt{-2\xi_* k\tau} \right] \hat{\mathcal{O}}_-(\vec{k}), \end{aligned} \quad (\text{A.6})$$

where we defined the following shorthand notation for the superposition of gauge field annihilation and creation operators: $\hat{\mathcal{O}}_\lambda(\vec{q}) \equiv [\hat{a}_\lambda(\vec{q}) + \hat{a}_\lambda^\dagger(-\vec{q})]$. Electric and Magnetic fields defined in (A.6) act as sources to cosmological scalar and tensor perturbations. The main channel of contribution to curvature perturbation in this model is schematically given by $\delta A + \delta A \rightarrow \delta\sigma \rightarrow \delta\phi \propto \mathcal{R}$ [44, 45] and can be expressed as [40, 41]

$$\hat{\mathcal{R}}^{(s)}(\tau, \vec{k}) \simeq \frac{3\sqrt{2}H\tau}{M_{\text{pl}}} \int d\tau' G_k(\tau, \tau') \frac{\sqrt{\epsilon_\sigma(\tau')}}{\tau'^2} \int d\tau'' G_k(\tau', \tau'') \hat{J}_\sigma(\tau'', \vec{k}) \quad (\text{A.7})$$

where G_k is the Green’s function for the operator $\partial_\tau^2 + k^2 - 2/\tau^2$ and the source term \hat{J}_σ is given by

$$\hat{J}_\sigma(\tau'', \vec{k}) = \frac{\alpha_c a(\tau'')^3}{f} \int \frac{d^3p}{(2\pi)^{3/2}} \hat{E}_i(\tau'', \vec{k} - \vec{p}) \hat{B}_i(\tau'', \vec{p}). \quad (\text{A.8})$$

On the other hand, metric fluctuations are inevitably sourced by the traceless transverse part of the anisotropic energy momentum tensor as

$$\hat{h}_\lambda^{(s)}(\tau, k) = \frac{2}{a(\tau)M_{\text{pl}}} \int_{-\infty}^{\tau} d\tau' G_k(\tau, \tau') \hat{J}_\lambda(\tau', \vec{k}), \quad (\text{A.9})$$

where J_λ can be expressed as a bilinear convolution of electric and magnetic fields:

$$\hat{J}_\lambda(\tau, \vec{k}) = -\frac{a^3(\tau)}{M_{\text{pl}}} \Pi_{ij,\lambda}(\vec{k}) \int \frac{d^3p}{(2\pi)^{3/2}} \left[\hat{E}_i(\tau, \vec{k} - \vec{p}) \hat{E}_j(\tau, \vec{p}) + \hat{B}_i(\tau, \vec{k} - \vec{p}) \hat{B}_j(\tau, \vec{p}) \right], \quad (\text{A.10})$$

with $\Pi_{ij,\pm} = \epsilon_i^\mp(\vec{k}) \epsilon_j^\mp(\vec{k})$ is the transverse traceless projector.

$\{i, j\}_\alpha$	$\ln(f_{i,j}^c)$	$x_{i,j}^c$	$\sigma_{i,j}$
$\{2, \mathcal{R}\}_{\text{M1}}$	$-5.97 + 9.69 \xi_* + 0.0895 \xi_*^2$	$2.30 + 0.518 \xi_* + 0.0117 \xi_*^2$	$1.10 - 0.134 \xi_* + 0.0087 \xi_*^2$
$\{2, -\}_{\text{M1}}$	$-7.50 + 9.69 \xi_* + 0.0920 \xi_*^2$	$3.84 + 0.652 \xi_* + 0.0291 \xi_*^2$	$1.06 - 0.147 \xi_* + 0.0094 \xi_*^2$
$\{2, \mathcal{R}\}_{\text{M2}}$	$-15.13 + 10.09 \xi_* + 0.0389 \xi_*^2$	$6.63 - 0.403 \xi_* + 0.0856 \xi_*^2$	$0.89 - 0.101 \xi_* + 0.0066 \xi_*^2$
$\{2, -\}_{\text{M2}}$	$-14.78 + 9.91 \xi_* + 0.0487 \xi_*^2$	$7.78 - 0.166 \xi_* + 0.0992 \xi_*^2$	$0.83 - 0.110 \xi_* + 0.0070 \xi_*^2$

Table 4. Fitting formulas for the height $f_{2,j}^c$, location $x_{2,j}^c$ and width $\sigma_{2,j}$ of peak of the scale dependent enhancement functions $f_{2,j}$ in (2.9) for $\delta = 0.3$ and $3 \leq \xi_* \leq 6.5$ in Model 1 (top) and Model 2 (bottom).

B Fitting formulas for $f_{2,j}$ and the tensor to scalar ratio

In this short Appendix, we provide some details on the 2-pt power spectra in the rolling spectator axion-gauge field model. In the presence of gauge field sources that are generated by the roll of the spectator axion, the full expression for the tensor to scalar ratio becomes [40, 41],

$$r(k) = \frac{\sum_\lambda \mathcal{P}_\lambda^{(v)}(k) + \mathcal{P}_\lambda^{(s)}(k)}{\mathcal{P}_\mathcal{R}^{(v)}(k) + \mathcal{P}_\mathcal{R}^{(s)}(k)} \simeq 16\epsilon_\phi \left[\frac{1 + \frac{\epsilon_\phi}{16} \mathcal{P}_\mathcal{R}^{(v)}(k) f_{2,-} \left(\xi_*, \frac{k}{k_*}, \delta \right)}{1 + \epsilon_\phi^2 \mathcal{P}_\mathcal{R}^{(v)}(k) f_{2,\mathcal{R}} \left(\xi_*, \frac{k}{k_*}, \delta \right)} \right], \quad (\text{B.1})$$

where $\sum_\lambda \mathcal{P}_\lambda^{(v)} \equiv \mathcal{P}_h^{(v)} = 16\epsilon_\phi \mathcal{P}_\mathcal{R}^{(v)}$ is the total tensor vacuum power spectrum and we have neglected the subdominant positive helicity mode of sourced fluctuations $f_{2,+} \ll f_{2,-}$. In the parametrization provided in (B.1), the second terms in the numerator and denominator give the ratio between the sourced and vacuum power spectrum for tensor/scalar fluctuations respectively:

$$R_t \equiv \frac{\epsilon_\phi}{16} \mathcal{P}_\mathcal{R}^{(v)}(k) f_{2,-} \left(\xi_*, \frac{k}{k_*}, \delta \right), \quad R_s \equiv \epsilon_\phi^2 \mathcal{P}_\mathcal{R}^{(v)}(k) f_{2,\mathcal{R}} \left(\xi_*, \frac{k}{k_*}, \delta \right). \quad (\text{B.2})$$

To evaluate the expressions (B.1) and (B.2), in Table 4, we provide fitting formulas for the height, width and the position of the peak of $f_{2,j}$ in (2.9) using the exact expressions of these functions that appeared in the Appendixes of [40, 41]. We can then use the fitting formulas in Table 4 to evaluate the tensor to scalar ratio (B.1) and the ratios of the sourced to vacuum power spectra in (B.2) at the peak scale of the GW signal $k = k_* x_{2,-}^c$. The constant r curves together with the various R_t and R_s obtained in this way are shown in the $\epsilon_\phi - \xi_*$ plane in Figure 1. When the sourced contribution dominates $R_t \gg 1$, we found that tensor to scalar ratio (B.1) evaluated at its peak $k = k_p = k_* x_{2,-}^c$ can be well approximated by the formula

$$r_p \simeq \epsilon_\phi^2 \begin{cases} e^{10.61(\xi_* - 2.81)} & (\text{Model 1}) \\ e^{10.40(\xi_* - 3.46)} & (\text{Model 2}), \end{cases} \quad (\text{B.3})$$

where we linearized the exponent of $(\ln(f_{2,-}^c))$ in Table 4 within the range $3.5 \leq \xi_* \leq 6.5$.

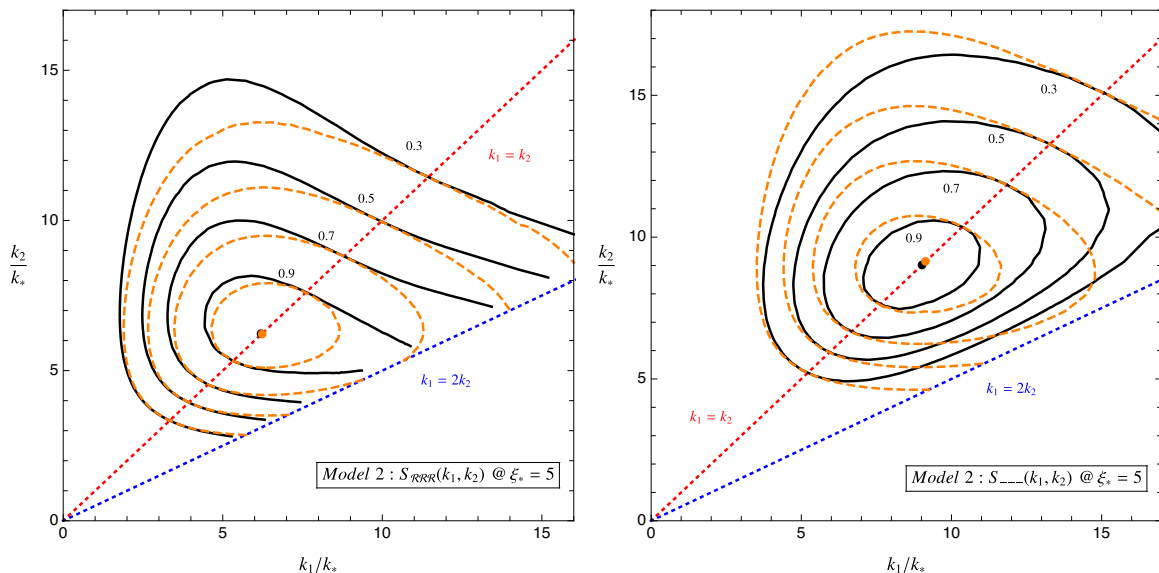


Figure 7. Constant contour lines of the shape functions $S_{\mathcal{R}\mathcal{R}\mathcal{R}}$ and S_{---} , respectively of the $\langle \hat{\mathcal{R}}\hat{\mathcal{R}}\hat{\mathcal{R}} \rangle$ and $\langle \hat{h}_- \hat{h}_- \hat{h}_- \rangle$ bispectra in (3.7) in the non-compact axion model (M2) for an isosceles triangle $k_2 = k_3$ and for $\{\xi_* = 5, \delta = 0.3\}$. The black dots locate the triangle configuration at which bispectrum is maximum whereas the orange dot represent the location of the maximum obtained from the approximate expression (C.2). The dotted lines are drawn for reference to equilateral triangles $k_1 = k_2$ and folded triangles $k_1 = 2k_2$.

C Shape analysis of SSS and TTT correlators

In this appendix, we study shape of the scalar and tensor auto bispectrum in the non-compact axion monodromy model we described in the main text (See *e.g.* (2.6)). Similar to the mixed non-Gaussianity, the bispectrum can be factorized as [41],

$$\mathcal{B}_j^{(s)}(\vec{k}_1, \vec{k}_2, \vec{k}_3) = \frac{[\epsilon_\phi \mathcal{P}_{\mathcal{R}}^{(v)}]^3}{(k_1 k_2 k_3)^2} f_j^{(3)}(\xi_*, \delta, x_*, x_2, x_3), \quad (\text{C.1})$$

where $j = \{\mathcal{R}\mathcal{R}\mathcal{R}, ---\}$ and $k_1 = k, x_2 = k_2/k, x_3 = k_3/k$. To analyze the shape, we use the definition of the shape function (3.7) and utilize the explicit formulas derived in the Appendix B and C of [41] (See *e.g.* eq. (B.19) and (C.15) in [41]). We then focus on isosceles triangles $x_2 = x_3$ to numerically evaluate these exact expressions on a grid of values in the k_1/k_* vs k_2/k_* plane and plot in Figure 7 the constant contour lines (black solid lines) of S_j that correspond to 0.9, 0.7, 0.5, 0.3 of its maximal value (black dots) where $S_j(k_1, k_2) = 1$. We see that similar to the Model 1 studied in [40], both bispectra is maximal on an equilateral triangles of scales $k_1 \simeq k_2 = k_3 \simeq \mathcal{O}(5 - 10)k_*$ that is approximately equal to the scales at which power spectra has a peak (See Table 4). Motivated by this and the invariance of auto bispectra under the exchange of any pair external momenta, an approximate factorized form for the shape function $S \propto f_j^{(3)}$ is

postulated in [40]:

$$f_j^{(3)}(k_1, k_2, k_3) \simeq \left[\frac{f_j^{(3)}(k_1, k_1, k_1)}{3f_{2,j}(k_1)^{3/2}} + \frac{f_j^{(3)}(k_2, k_2, k_2)}{3f_{2,j}(k_2)^{3/2}} + \frac{f_j^{(3)}(k_3, k_3, k_3)}{3f_{2,j}(k_3)^{3/2}} \right] \prod_{i=1}^3 f_{2,j}(k_i)^{1/2}, \quad (\text{C.2})$$

where we omit the dependence of the sourced quantities $f_{2,j}$ and $f_j^{(3)}$ on ξ_* , δ and k_* for the simplicity of the notation. The accuracy of (C.2) in capturing the actual shape of the bispectra is shown in Figure 7.

D Computations of the mixed bispectra

We present here our derivation of the STT and TSS bispectrum. For this purpose, we first note eq. (A.7) and the definitions of electric and magnetic fields in (A.6), to write \mathcal{R} as [40, 41],

$$\begin{aligned} \hat{\mathcal{R}}^{(s)}(0, \vec{k}) &= \left(\frac{H}{M_{\text{pl}}} \right)^2 \frac{3\sqrt{2\pi^3}\xi_*}{8k^4} \int \frac{d^3p}{(2\pi)^{3/2}} \epsilon_i^-(\vec{k} - \vec{p}) \epsilon_i^-(\vec{p}) p^{1/4} |\vec{k} - \vec{p}|^{1/4} \left(p^{1/2} + |\vec{k} - \vec{p}|^{1/2} \right) \\ &\quad \times N_A(\xi_*, -|\vec{k} - \vec{p}|\tau_*, \delta) N_A(\xi_*, -p\tau_*, \delta) \hat{\mathcal{O}}_-(\vec{k} - \vec{p}) \hat{\mathcal{O}}_-(\vec{p}) \\ &\quad \times \mathcal{I}_{\mathcal{R}} \left[\xi_*, x_*, \delta, \sqrt{\frac{|\vec{k} - \vec{p}|}{k}} + \sqrt{\frac{p}{k}} \right]. \end{aligned} \quad (\text{D.1})$$

In (D.1), $\mathcal{I}_{\mathcal{R}}$ includes a time integration over the gauge field mode functions [40, 41],

$$\begin{aligned} \mathcal{I}_{\mathcal{R}} \left[\xi_*, x_*, \delta, Q \right] &\equiv \int_0^\infty \frac{dx'}{x'} J_{3/2}(x') \sqrt{\frac{\epsilon_\sigma(x')}{\epsilon_{\sigma,*}}} \int_{x'}^\infty dx'' x''^{3/2} \exp \left[-E(x'') \sqrt{2\xi_* x''} Q \right] \\ &\quad \times \left[J_{3/2}(x') Y_{3/2}(x'') - Y_{3/2}(x') J_{3/2}(x'') \right], \end{aligned} \quad (\text{D.2})$$

where $\sqrt{\epsilon_\sigma(x')/\epsilon_{\sigma,*}} = (1 + \ln[(x_*/x')^\delta])^{-1}$.

Similarly, plugging the definitions (A.6) in (A.9) and noting (A.10), $\hat{h}_\lambda^{(s)}$ is given by [40, 41],

$$\begin{aligned} \hat{h}_\lambda^{(s)}(0, k) &\simeq \sqrt{\frac{2}{k^7}} \left(\frac{H}{M_{\text{pl}}} \right)^2 \int \frac{d^3p}{(2\pi)^{3/2}} \epsilon_\lambda \left[\vec{k}, \vec{k} - \vec{p}, \vec{p} \right] p^{1/4} |\vec{k} - \vec{p}|^{1/4} N_A(\xi_*, -|\vec{k} - \vec{p}|\tau_*, \delta) \\ &\quad \times N_A(\xi_*, -p\tau_*, \delta) \mathcal{I}_h \left[\xi_*, x_*, \delta, \frac{|\vec{k} - \vec{p}|}{k}, \frac{p}{k} \right] \hat{\mathcal{O}}_-(\vec{k} - \vec{p}) \hat{\mathcal{O}}_-(\vec{p}), \end{aligned} \quad (\text{D.3})$$

where we defined the product of helicity vectors

$$\epsilon_\lambda \left[\vec{k}, \vec{k} - \vec{p}, \vec{p} \right] \equiv \epsilon_i^\lambda(\vec{k})^* \epsilon_i^-(\vec{k} - \vec{p}) \epsilon_j^\lambda(\vec{k})^* \epsilon_j^-(\vec{p}) \quad (\text{D.4})$$

and

$$\mathcal{I}_h \left[\xi_*, x_*, \delta, \tilde{p}, \tilde{q} \right] \equiv \mathcal{I}_h^{(1)} \left[\xi_*, x_*, \delta, \sqrt{\tilde{p}} + \sqrt{\tilde{q}} \right] + \frac{\sqrt{\tilde{p}\tilde{q}}}{2} \mathcal{I}_h^{(2)} \left[\xi_*, x_*, \delta, \sqrt{\tilde{p}} + \sqrt{\tilde{q}} \right] \quad (\text{D.5})$$

where $\mathcal{I}_h^{(1)}$ and $\mathcal{I}_h^{(2)}$ contains temporal integration of the gauge field sources [40, 41],

$$\begin{aligned}\mathcal{I}_h^{(1)}\left[\xi_*, x_*, \delta, Q\right] &\equiv \int_0^\infty dx' (x' \cos x' - \sin x') \sqrt{\frac{\xi(x')}{x'}} \exp\left[-E(x')\sqrt{2\xi_* x'} Q\right] \\ \mathcal{I}_h^{(2)}\left[\xi_*, x_*, \delta, Q\right] &\equiv \int_0^\infty dx' (x' \cos x' - \sin x') \sqrt{\frac{x'}{\xi(x')}} \exp\left[-E(x')\sqrt{2\xi_* x'} Q\right].\end{aligned}\quad (\text{D.6})$$

Note that for the sourced scalar and tensor perturbations, the dependence of $\xi(x)$ and $E(x)$ on the axion potential in the spectator sector are provided in (A.1) and (A.3) respectively.

STT and TSS Bispectrum. Noting the definitions of the mixed bispectra in (3.1), we are ready to calculate $\langle \mathcal{R} h_\lambda h_\lambda \rangle$ and $\langle h_\lambda \mathcal{R} \mathcal{R} \rangle$ using \hat{h}_λ (D.3) and $\hat{\mathcal{R}}$ (D.1). For this purpose, we employ the Wick's theorem to compute the products of $\hat{\mathcal{O}}_-$ operators to obtain the following form for the mixed bispectra

$$\begin{aligned}\mathcal{B}_{\mathcal{R}\lambda\lambda}^{(s)}(\vec{k}_1, \vec{k}_2, \vec{k}_3) &\simeq \frac{\left[\epsilon_\phi \mathcal{P}_{\mathcal{R}}^{(v)}\right]^3}{(k_1 k_2 k_3)^2} f_{\mathcal{R}\lambda\lambda}^{(3)}(\xi_*, \delta, x_*, x_2, x_3), \\ \mathcal{B}_{\lambda\mathcal{R}\mathcal{R}}^{(s)}(\vec{k}_1, \vec{k}_2, \vec{k}_3) &\simeq \frac{\left[\epsilon_\phi \mathcal{P}_{\mathcal{R}}^{(v)}\right]^3}{(k_1 k_2 k_3)^2} f_{\lambda\mathcal{R}\mathcal{R}}^{(3)}(\xi_*, \delta, x_*, x_2, x_3),\end{aligned}\quad (\text{D.7})$$

where we used the standard vacuum contribution to the scalar power spectrum (2.8) to replace factors of $(H/M_{\text{pl}})^6$ and we have fixed $k_1 = k$, $k_2 = x_2 k$ and $k_3 = x_3 k$. As indicated by the diagrams in Figure 2, mixed correlators arise as a result of a ‘‘loop’’ computation over the internal momentum that labels gauge field modes. Defining the rescaled internal momentum as $\vec{p} = \vec{p}/k$, we found that dimensionless $f^{(3)}$ functions that parametrize this computation are given by

$$\begin{aligned}f_{\mathcal{R}\lambda\lambda}^{(3)} &= \frac{192\pi^3 \xi_*}{(x_2 x_3)^{3/2}} \int d^3 \tilde{p} \epsilon_{(\mathcal{R}\lambda\lambda)} \left[\vec{p}, \hat{k}_1, \hat{k}_2, \hat{k}_3 \right] \sqrt{\tilde{p} \left| \hat{k}_1 - \vec{p} \right| \left| \vec{p} + x_2 \hat{k}_2 \right|} \left(\sqrt{\tilde{p}} + \sqrt{\left| \hat{k}_1 - \vec{p} \right|} \right) \\ &\quad \times N_A^2(\xi_*, \tilde{p} x_*, \delta) N_A^2\left(\xi_*, \left| \hat{k}_1 - \vec{p} \right| x_*, \delta\right) N_A^2\left(\xi_*, \left| \vec{p} + x_2 \hat{k}_2 \right| x_*, \delta\right) \\ &\quad \times \mathcal{I}_{\mathcal{R}} \left[\xi_*, x_*, \delta, \sqrt{\tilde{p}} + \sqrt{\left| \hat{k}_1 - \vec{p} \right|} \right] \mathcal{I}_h \left[\xi_*, x_2 x_*, \delta, \frac{\tilde{p}}{x_2}, \frac{\left| \vec{p} + x_2 \hat{k}_2 \right|}{x_2} \right] \\ &\quad \times \mathcal{I}_h \left[\xi_*, x_3 x_*, \delta, \frac{\left| \hat{k}_1 - \vec{p} \right|}{x_3}, \frac{\left| \vec{p} + x_2 \hat{k}_2 \right|}{x_3} \right],\end{aligned}\quad (\text{D.8})$$

and

$$\begin{aligned}f_{\lambda\mathcal{R}\mathcal{R}}^{(3)} &= \frac{72\pi^{9/2} \xi_*^2}{(x_2 x_3)^2} \int d^3 \tilde{p} \epsilon_{(\lambda\mathcal{R}\mathcal{R})} \left[\vec{p}, \hat{k}_1, \hat{k}_2, \hat{k}_3 \right] \left(\sqrt{\tilde{p}} + \sqrt{\left| \vec{p} + x_2 \hat{k}_2 \right|} \right) \left(\sqrt{\left| \vec{p} + x_2 \hat{k}_2 \right|} + \sqrt{\left| \hat{k}_1 - \vec{p} \right|} \right) \\ &\quad \times \sqrt{\tilde{p} \left| \hat{k}_1 - \vec{p} \right| \left| \vec{p} + x_2 \hat{k}_2 \right|} N_A^2(\xi_*, \tilde{p} x_*, \delta) N_A^2\left(\xi_*, \left| \hat{k}_1 - \vec{p} \right| x_*, \delta\right) N_A^2\left(\xi_*, \left| \vec{p} + x_2 \hat{k}_2 \right| x_*, \delta\right)\end{aligned}$$

$$\begin{aligned}
& \times \mathcal{I}_h \left[\xi_*, x_*, \delta, \tilde{p}, |\hat{k}_1 - \vec{p}| \right] \mathcal{I}_{\mathcal{R}} \left[\xi_*, x_2 x_*, \delta, \frac{\sqrt{\tilde{p}} + \sqrt{|\vec{p} + x_2 \hat{k}_2|}}{\sqrt{x_2}} \right] \\
& \times \mathcal{I}_{\mathcal{R}} \left[\xi_*, x_3 x_*, \delta, \frac{\sqrt{|\hat{k}_1 - \vec{p}|} + \sqrt{|\vec{p} + x_2 \hat{k}_2|}}{\sqrt{x_3}} \right]. \tag{D.9}
\end{aligned}$$

For the numerical evaluation of the integrals, keeping the definition (D.4) in mind, we note the product of helicity vectors in (D.8) and (D.9) as

$$\begin{aligned}
\epsilon_{(\mathcal{R}\lambda\lambda)} &\equiv \epsilon_i^- (\hat{k}_1 - \vec{p}) \epsilon_i^- (\vec{p}) \epsilon_\lambda \left[\hat{k}_2, -\vec{p}, \vec{p} + x_2 \hat{k}_2 \right] \epsilon_\lambda \left[\hat{k}_3, -(\hat{k}_1 - \vec{p}), -(\vec{p} + x_2 \hat{k}_2) \right], \\
\epsilon_{(\lambda\mathcal{R}\mathcal{R})} &\equiv \epsilon_\lambda \left[\hat{k}_1, \hat{k}_1 - \vec{p}, \vec{p} \right] \epsilon_i^- (-\vec{p}) \epsilon_i^- (\vec{p} + x_2 \hat{k}_2) \epsilon_j^- (-\hat{k}_1 - \vec{p}) \epsilon_j^- (-\vec{p} + x_2 \hat{k}_2). \tag{D.10}
\end{aligned}$$

Finally, we align \vec{k}_1 along the x axis, $\vec{k}_1 = k(1, 0, 0)$ and express \vec{k}_2 and \vec{k}_3 in terms of x_2 and x_3 ,

$$\begin{aligned}
\vec{k}_2 &= k x_2 \left(\frac{-1 - x_2^2 + x_3^2}{2x_2}, \frac{\sqrt{-(1-x_2+x_3)(1+x_2-x_3)(1-x_2-x_3)(1+x_2+x_3)}}{2x_2}, 0 \right), \\
\vec{k}_3 &= k x_3 \left(\frac{-1 + x_2^2 - x_3^2}{2x_3}, -\frac{\sqrt{-(1-x_2+x_3)(1+x_2-x_3)(1-x_2-x_3)(1+x_2+x_3)}}{2x_3}, 0 \right).
\end{aligned}$$

and define the polarization vector for a given momentum \vec{q} in terms of its components as

$$\epsilon^\lambda(\vec{q}) = \frac{1}{\sqrt{2}} \left(\frac{q_x q_z - i\lambda q_y |\vec{q}|}{|\vec{q}| \sqrt{q_x^2 + q_y^2}}, \frac{q_y q_z + i\lambda q_x |\vec{q}|}{|\vec{q}| \sqrt{q_x^2 + q_y^2}}, -\frac{\sqrt{q_x^2 + q_y^2}}{|\vec{q}|} \right). \tag{D.11}$$

The shape and scale dependence of $f^{(3)}$ functions can then be obtained numerically by fixing the background parameters $\{\xi_*, \delta\}$ that parametrize the efficiency of the particle production process in the gauge field sector.

Properties of the mixed bispectra. Let us verify some basic properties of the mixed bispectra (D.7) we derived here. To show the invariance of \mathcal{B}_j under the exchange of $\vec{k}_2 \leftrightarrow \vec{k}_3$, we first replace $\vec{k}_2 \rightarrow \vec{k}_3$ and $\vec{k}_3 \rightarrow \vec{k}_2$ on both sides of the expressions in (D.7) using (D.9), (D.8) and (D.10). Then changing the integration variable $\vec{p} \rightarrow -\vec{p} + \vec{k}_1$ and noting $\sum_i \vec{k}_i = 0$, it is easy to confirm that the resulting expressions are equivalent to (D.9) and (D.8). To prove that \mathcal{B}_j is real, we first use the reality of h_{ij} and \mathcal{R} in the configuration space, which implies $h_\lambda(\vec{k}) = h_\lambda^*(-\vec{k})$ and $\mathcal{R}(\vec{k}) = \mathcal{R}^*(-\vec{k})$. Using the last two identities, then $\mathcal{B}_j(\vec{k}_1, \vec{k}_2, \vec{k}_3) = \mathcal{B}_j^*(-\vec{k}_1, -\vec{k}_2, -\vec{k}_3)$ follows immediately. Finally, focusing on the latter quantity, we perform a 180° rotation around the axis \perp to the plane defined by $\sum_i \vec{k}_i = 0$ to change the orientation of the external momenta $-\vec{k}_i \rightarrow \vec{k}_i$ in its arguments and note the invariance of the bispectrum under this action due to isotropy of the background which together implies $\mathcal{B}_j^*(-\vec{k}_1, -\vec{k}_2, -\vec{k}_3) = \mathcal{B}_j^*(\vec{k}_1, \vec{k}_2, \vec{k}_3)$ and hence $\mathcal{B}_j(\vec{k}_1, \vec{k}_2, \vec{k}_3) = \mathcal{B}_j^*(\vec{k}_1, \vec{k}_2, \vec{k}_3)$. From these arguments, we also infer the following relation $\mathcal{B}_j(-\vec{k}_1, -\vec{k}_2, -\vec{k}_3) = \mathcal{B}_j(\vec{k}_1, \vec{k}_2, \vec{k}_3)$.

E Approximate factorized forms for the mixed bispectra

We now derive factorized approximate expressions for the STT (D.8) and TSS (D.9) bispectrum as a sum of terms given by the products of sourced signals $f_{2,j}(k_i)$ and $f_j^{(3)}(k_i, k_i, k_i)$ that contains only a single external momenta k_i .

- **STT:** Similar to the 3-pt auto correlators, we expect that the mixed spectra has a peaked structure so that we can utilize the 2-pt and 3-pt correlators (evaluated at the equilateral configuration) to describe it in a factorized form. Motivated by these considerations and the $\vec{k}_2 \leftrightarrow \vec{k}_3$ symmetry of the STT bispectrum, we start with the following ansatz:

$$f_{\mathcal{R}\lambda\lambda}^{(3,\text{app})} \simeq \mathcal{C} \left\{ \frac{f_{\mathcal{R}\lambda\lambda}^{(3)}(s_1 k_1, s_1 k_1, s_1 k_1)}{f_{2,\mathcal{R}}(\bar{s}_1 k_1)^{1/2} f_{2,\lambda}(\tilde{s}_1 k_1)} + \left[\frac{f_{\mathcal{R}\lambda\lambda}^{(3)}(s_2 k_2, s_2 k_2, s_2 k_2)}{f_{2,\mathcal{R}}(\bar{s}_2 k_2)^{1/2} f_{2,\lambda}(\tilde{s}_2 k_2)} + k_2 \rightarrow k_3 \right] \right\} \times \prod_{i=2,3} [f_{2,\mathcal{R}}(\bar{s}_i k_i) f_{2,\lambda}(\tilde{s}_i k_i)]^{1/2}, \quad (\text{E.1})$$

where we introduced scaling factors for the external momenta in the sourced quantities $f_{2,j}$ and $f_j^{(3)}$ to be able to locate the maximum of the bispectra accurately in the $k_1 - k_2$ (recall that we focus on isocles triangles $k_2 = k_3$). \mathcal{C} is an overall coefficient that we will fix to re-produce the correct normalization of the exact bispectra as we describe below.

To ensure that the approximate expression (E.1) describes the actual one accurately around its maximum, we can utilize the peak locations of the 2-pt functions $x_{2,j}^c$ (see Table 4) and 3-pt functions evaluated at the equilateral configuration $x_{3,\mathcal{R}\lambda\lambda}^c$ (see Table 2). In particular, since we know (by numerical evaluation) the triangle configuration at which the exact bispectra is maximal, say at $k_{1,2} = k_{1,2}^m$, we can fix the scaling factors s, \bar{s}, \tilde{s} in (E.1) appropriately as $s_{1,2} = x_{3,j}^c/k_{1,2}^m$, $\bar{s}_{1,2} = x_{2,\mathcal{R}}^c/k_{1,2}^m$ and $\tilde{s}_{1,2} = x_{2,\lambda}^c/k_{1,2}^m$ for a given set of model parameters ξ_* and δ . Considering the gaussian forms of the 2-pt (2.9) and 3-pt mixed correlators (See *e.g.* (3.3)), the aforementioned choices of scaling factors provide a very accurate guess for the exact location of the maximum in the $k_1 - k_2$ plane. To fix the overall normalization \mathcal{C} , we then enforce the approximate expression (E.1) at its maximum to be equal to the maximum of the exact one derived from (D.8), *i.e.* $f_{\mathcal{R}\lambda\lambda}^{3,\text{max}} = f_{\mathcal{R}\lambda\lambda}^{(3)}(k_1^m, k_2^m)$.

- **TSS:** For the TSS type correlators, following the same procedures above, we found that the following expression provide an accurate description of the exact bispectrum:

$$f_{\lambda\mathcal{R}\mathcal{R}}^{(3,\text{app})} \simeq \mathcal{D} \left\{ \frac{f_{\lambda\mathcal{R}\mathcal{R}}^{(3)}(s_1 k_1, s_1 k_1, s_1 k_1)}{f_{2,\lambda}(\tilde{s}_1 k_1)^{3/2}} + \left[\frac{f_{\lambda\mathcal{R}\mathcal{R}}^{(3)}(s_2 k_2, s_2 k_2, s_2 k_2)}{f_{2,\mathcal{R}}(\bar{s}_2 k_2)^{3/2}} + k_2 \rightarrow k_3 \right] \right\} \times \prod_{i=2,3} [f_{2,\lambda}(\tilde{s}_i k_i) f_{2,\mathcal{R}}(\bar{s}_i k_i)]^{1/2}, \quad (\text{E.2})$$

where $s_{1,2} = x_{3,\lambda\mathcal{R}\mathcal{R}}^c/k_{1,2}^m$, $\tilde{s}_1 = x_{2,\lambda}^c/k_1^m$ and $\bar{s}_2 = x_{2,\mathcal{R}}^c/k_2^m$. Using the Tables 4 and 1 for a given set of model parameters ξ_* and δ , one can fix the overall coefficient \mathcal{D} by matching the approximate expression (E.2) at its maximum to the exact bispectrum at the triangle configuration where it peaks, *i.e.* $f_{\lambda\mathcal{R}\mathcal{R}}^{3,\text{max}} = f_{\lambda\mathcal{R}\mathcal{R}}^{(3)}(k_1^m, k_2^m)$. For $\delta = 0.3$ and $\xi_* = 5$, the accuracy of (E.1) and (E.2) derived through the procedure we described above is shown in the top and bottom panels of Figure

6. Since this process does not require a specific choice of the model parameters, we anticipate that it will also generate accurate factorized forms of the mixed bispectra for other choices of model parameters δ, ξ_* .

References

- [1] M. C. Guzzetti, N. Bartolo, M. Liguori, and S. Matarrese, “Gravitational waves from inflation,” *Riv. Nuovo Cim.* **39** no. 9, (2016) 399–495, [arXiv:1605.01615 \[astro-ph.CO\]](#).
- [2] C. Caprini and D. G. Figueroa, “Cosmological Backgrounds of Gravitational Waves,” *Class. Quant. Grav.* **35** no. 16, (2018) 163001, [arXiv:1801.04268 \[astro-ph.CO\]](#).
- [3] A. H. Guth, “The Inflationary Universe: A Possible Solution to the Horizon and Flatness Problems,” *Phys.Rev.* **D23** (1981) 347–356.
- [4] A. D. Linde, “A New Inflationary Universe Scenario: A Possible Solution of the Horizon, Flatness, Homogeneity, Isotropy and Primordial Monopole Problems,” *Phys.Lett.* **B108** (1982) 389–393.
- [5] D. Baumann, “Inflation,” in *Physics of the large and the small, TASI 09, proceedings of the Theoretical Advanced Study Institute in Elementary Particle Physics, Boulder, Colorado, USA, 1-26 June 2009*, pp. 523–686. 2011. [arXiv:0907.5424 \[hep-th\]](#).
<https://inspirehep.net/record/827549/files/arXiv:0907.5424.pdf>.
- [6] M. Zaldarriaga and U. Seljak, “An all sky analysis of polarization in the microwave background,” *Phys. Rev. D* **55** (1997) 1830–1840, [arXiv:astro-ph/9609170](#).
- [7] M. Kamionkowski, A. Kosowsky, and A. Stebbins, “Statistics of cosmic microwave background polarization,” *Phys. Rev. D* **55** (1997) 7368–7388, [arXiv:astro-ph/9611125](#).
- [8] M. Kamionkowski and E. D. Kovetz, “The Quest for B Modes from Inflationary Gravitational Waves,” *Ann. Rev. Astron. Astrophys.* **54** (2016) 227–269, [arXiv:1510.06042 \[astro-ph.CO\]](#).
- [9] **BICEP2, Keck Array** Collaboration, P. A. R. Ade *et al.*, “Improved Constraints on Cosmology and Foregrounds from BICEP2 and Keck Array Cosmic Microwave Background Data with Inclusion of 95 GHz Band,” *Phys. Rev. Lett.* **116** (2016) 031302, [arXiv:1510.09217 \[astro-ph.CO\]](#).
- [10] **Planck** Collaboration, Y. Akrami *et al.*, “Planck 2018 results. X. Constraints on inflation,” *Astron. Astrophys.* **641** (2020) A10, [arXiv:1807.06211 \[astro-ph.CO\]](#).
- [11] **CMB-S4** Collaboration, K. N. Abazajian *et al.*, “CMB-S4 Science Book, First Edition,” [arXiv:1610.02743 \[astro-ph.CO\]](#).
- [12] M. Hazumi *et al.*, “LiteBIRD: A Satellite for the Studies of B-Mode Polarization and Inflation from Cosmic Background Radiation Detection,” *J. Low Temp. Phys.* **194** no. 5-6, (2019) 443–452.
- [13] M. Mylova, O. Özsoy, S. Parameswaran, G. Tasinato, and I. Zavala, “A new mechanism to enhance primordial tensor fluctuations in single field inflation,” *JCAP* **1812** no. 12, (2018) 024, [arXiv:1808.10475 \[gr-qc\]](#).
- [14] O. Ozsoy, M. Mylova, S. Parameswaran, C. Powell, G. Tasinato, and I. Zavala, “Squeezed tensor non-Gaussianity in non-attractor inflation,” *JCAP* **1909** no. 09, (2019) 036, [arXiv:1902.04976 \[hep-th\]](#).
- [15] S. Alexander and J. Martin, “Birefringent gravitational waves and the consistency check of inflation,” *Phys. Rev. D* **71** (2005) 063526, [arXiv:hep-th/0410230](#).

- [16] M. Satoh and J. Soda, “Higher Curvature Corrections to Primordial Fluctuations in Slow-roll Inflation,” *JCAP* **09** (2008) 019, [arXiv:0806.4594 \[astro-ph\]](#).
- [17] J. L. Cook and L. Sorbo, “Particle production during inflation and gravitational waves detectable by ground-based interferometers,” [arXiv:1109.0022 \[astro-ph.CO\]](#).
- [18] L. Senatore, E. Silverstein, and M. Zaldarriaga, “New Sources of Gravitational Waves during Inflation,” [arXiv:1109.0542 \[hep-th\]](#).
- [19] D. Baumann and L. McAllister, “Inflation and String Theory,” [arXiv:1404.2601 \[hep-th\]](#).
- [20] B. Ratra, “Cosmological ‘seed’ magnetic field from inflation,” *Astrophys. J. Lett.* **391** (1992) L1–L4.
- [21] W. D. Garretson, G. B. Field, and S. M. Carroll, “Primordial magnetic fields from pseudoGoldstone bosons,” *Phys. Rev. D* **46** (1992) 5346–5351, [arXiv:hep-ph/9209238](#).
- [22] M. M. Anber and L. Sorbo, “Naturally inflating on steep potentials through electromagnetic dissipation,” *Phys. Rev.* **D81** (2010) 043534, [arXiv:0908.4089 \[hep-th\]](#).
- [23] P. Adshead and M. Wyman, “Chromo-Natural Inflation: Natural inflation on a steep potential with classical non-Abelian gauge fields,” *Phys. Rev. Lett.* **108** (2012) 261302, [arXiv:1202.2366 \[hep-th\]](#).
- [24] G. Dall’Agata, “Chromo-Natural inflation in Supergravity,” *Phys. Lett. B* **782** (2018) 139–142, [arXiv:1804.03104 \[hep-th\]](#).
- [25] E. McDonough and S. Alexander, “Observable Chiral Gravitational Waves from Inflation in String Theory,” *JCAP* **11** (2018) 030, [arXiv:1806.05684 \[hep-th\]](#).
- [26] J. Holland, I. Zavala, and G. Tasinato, “On chromonatural inflation in string theory,” *JCAP* **12** (2020) 026, [arXiv:2009.00653 \[hep-th\]](#).
- [27] N. Barnaby and M. Peloso, “Large Nongaussianity in Axion Inflation,” *Phys.Rev.Lett.* **106** (2011) 181301, [arXiv:1011.1500 \[hep-ph\]](#).
- [28] N. Barnaby, R. Namba, and M. Peloso, “Phenomenology of a Pseudo-Scalar Inflaton: Naturally Large Nongaussianity,” *JCAP* **1104** (2011) 009, [arXiv:1102.4333 \[astro-ph.CO\]](#).
- [29] N. Barnaby, R. Namba, and M. Peloso, “Observable non-gaussianity from gauge field production in slow roll inflation, and a challenging connection with magnetogenesis,” *Phys.Rev.* **D85** (2012) 123523, [arXiv:1202.1469 \[astro-ph.CO\]](#).
- [30] M. M. Anber and L. Sorbo, “Non-Gaussianities and chiral gravitational waves in natural steep inflation,” *Phys. Rev. D* **85** (2012) 123537, [arXiv:1203.5849 \[astro-ph.CO\]](#).
- [31] A. Linde, S. Mooij, and E. Pajer, “Gauge field production in supergravity inflation: Local non-Gaussianity and primordial black holes,” *Phys. Rev.* **D87** no. 10, (2013) 103506, [arXiv:1212.1693 \[hep-th\]](#).
- [32] E. Bugaev and P. Klimai, “Axion inflation with gauge field production and primordial black holes,” *Phys. Rev. D* **90** no. 10, (2014) 103501, [arXiv:1312.7435 \[astro-ph.CO\]](#).
- [33] E. Erfani, “Primordial Black Holes Formation from Particle Production during Inflation,” *JCAP* **1604** no. 04, (2016) 020, [arXiv:1511.08470 \[astro-ph.CO\]](#).
- [34] J. Garcia-Bellido, M. Peloso, and C. Unal, “Gravitational waves at interferometer scales and primordial black holes in axion inflation,” *JCAP* **1612** no. 12, (2016) 031, [arXiv:1610.03763 \[astro-ph.CO\]](#).
- [35] V. Domcke, F. Muia, M. Pieroni, and L. T. Witkowski, “PBH dark matter from axion inflation,”

- JCAP* **07** (2017) 048, [arXiv:1704.03464](#) [[astro-ph.CO](#)].
- [36] O. Özsoy and Z. Lalak, “Primordial black holes as dark matter and gravitational waves from bumpy axion inflation,” *JCAP* **01** (2021) 040, [arXiv:2008.07549](#) [[astro-ph.CO](#)].
- [37] J. P. B. Almeida, N. Bernal, D. Bettoni, and J. Rubio, “Chiral gravitational waves and primordial black holes in UV-protected Natural Inflation,” *JCAP* **11** (2020) 009, [arXiv:2007.13776](#) [[astro-ph.CO](#)].
- [38] O. Özsoy, K. Sinha, and S. Watson, “How Well Can We Really Determine the Scale of Inflation?,” *Phys. Rev. D* **91** no. 10, (2015) 103509, [arXiv:1410.0016](#) [[hep-th](#)].
- [39] M. Mirbabayi, L. Senatore, E. Silverstein, and M. Zaldarriaga, “Gravitational Waves and the Scale of Inflation,” *Phys. Rev. D* **91** (2015) 063518, [arXiv:1412.0665](#) [[hep-th](#)].
- [40] R. Namba, M. Peloso, M. Shiraishi, L. Sorbo, and C. Unal, “Scale-dependent gravitational waves from a rolling axion,” *JCAP* **1601** no. 01, (2016) 041, [arXiv:1509.07521](#) [[astro-ph.CO](#)].
- [41] O. Özsoy, “Synthetic Gravitational Waves from a Rolling Axion Monodromy,” *JCAP* **04** (2021) 040, [arXiv:2005.10280](#) [[astro-ph.CO](#)].
- [42] N. Barnaby, J. Moxon, R. Namba, M. Peloso, G. Shiu, *et al.*, “Gravity waves and non-Gaussian features from particle production in a sector gravitationally coupled to the inflaton,” *Phys.Rev.* **D86** (2012) 103508, [arXiv:1206.6117](#) [[astro-ph.CO](#)].
- [43] S. Mukohyama, R. Namba, M. Peloso, and G. Shiu, “Blue Tensor Spectrum from Particle Production during Inflation,” *JCAP* **1408** (2014) 036, [arXiv:1405.0346](#) [[astro-ph.CO](#)].
- [44] R. Z. Ferreira and M. S. Sloth, “Universal Constraints on Axions from Inflation,” [arXiv:1409.5799](#) [[hep-ph](#)].
- [45] O. Özsoy, “On Synthetic Gravitational Waves from Multi-field Inflation,” *JCAP* **04** (2018) 062, [arXiv:1712.01991](#) [[astro-ph.CO](#)].
- [46] A. Lue, L.-M. Wang, and M. Kamionkowski, “Cosmological signature of new parity violating interactions,” *Phys. Rev. Lett.* **83** (1999) 1506–1509, [arXiv:astro-ph/9812088](#).
- [47] S. Saito, K. Ichiki, and A. Taruya, “Probing polarization states of primordial gravitational waves with CMB anisotropies,” *JCAP* **09** (2007) 002, [arXiv:0705.3701](#) [[astro-ph](#)].
- [48] V. Gluscevic and M. Kamionkowski, “Testing Parity-Violating Mechanisms with Cosmic Microwave Background Experiments,” *Phys. Rev. D* **81** (2010) 123529, [arXiv:1002.1308](#) [[astro-ph.CO](#)].
- [49] A. Ferté and J. Grain, “Detecting chiral gravity with the pure pseudospectrum reconstruction of the cosmic microwave background polarized anisotropies,” *Phys. Rev. D* **89** no. 10, (2014) 103516, [arXiv:1404.6660](#) [[astro-ph.CO](#)].
- [50] M. Gerbino, A. Gruppuso, P. Natoli, M. Shiraishi, and A. Melchiorri, “Testing chirality of primordial gravitational waves with Planck and future CMB data: no hope from angular power spectra,” *JCAP* **07** (2016) 044, [arXiv:1605.09357](#) [[astro-ph.CO](#)].
- [51] M. Shiraishi, C. Hikage, R. Namba, T. Namikawa, and M. Hazumi, “Testing statistics of the CMB B-mode polarization toward unambiguously establishing quantum fluctuation of the vacuum,” *Phys. Rev. D* **94** no. 4, (2016) 043506, [arXiv:1606.06082](#) [[astro-ph.CO](#)].
- [52] E. Dimastrogiovanni, M. Fasiello, R. J. Hardwick, H. Assadullahi, K. Koyama, and D. Wands, “Non-Gaussianity from Axion-Gauge Fields Interactions during Inflation,” *JCAP* **11** (2018) 029, [arXiv:1806.05474](#) [[astro-ph.CO](#)].

- [53] T. Fujita, R. Namba, and I. Obata, “Mixed Non-Gaussianity from Axion-Gauge Field Dynamics,” *JCAP* **04** (2019) 044, [arXiv:1811.12371 \[astro-ph.CO\]](#).
- [54] N. Bartolo and G. Orlando, “Parity breaking signatures from a Chern-Simons coupling during inflation: the case of non-Gaussian gravitational waves,” *JCAP* **07** (2017) 034, [arXiv:1706.04627 \[astro-ph.CO\]](#).
- [55] N. Bartolo, G. Orlando, and M. Shiraishi, “Measuring chiral gravitational waves in Chern-Simons gravity with CMB bispectra,” *JCAP* **01** (2019) 050, [arXiv:1809.11170 \[astro-ph.CO\]](#).
- [56] M. Peloso, L. Sorbo, and C. Unal, “Rolling axions during inflation: perturbativity and signatures,” *JCAP* **1609** no. 09, (2016) 001, [arXiv:1606.00459 \[astro-ph.CO\]](#).
- [57] K. Freese, J. A. Frieman, and A. V. Olinto, “Natural inflation with pseudo - Nambu-Goldstone bosons,” *Phys.Rev.Lett.* **65** (1990) 3233–3236.
- [58] L. McAllister, E. Silverstein, and A. Westphal, “Gravity Waves and Linear Inflation from Axion Monodromy,” *Phys.Rev.* **D82** (2010) 046003, [arXiv:0808.0706 \[hep-th\]](#).
- [59] L. McAllister, E. Silverstein, A. Westphal, and T. Wrase, “The Powers of Monodromy,” [arXiv:1405.3652 \[hep-th\]](#).
- [60] B. Thorne, T. Fujita, M. Hazumi, N. Katayama, E. Komatsu, and M. Shiraishi, “Finding the chiral gravitational wave background of an axion-SU(2) inflationary model using CMB observations and laser interferometers,” *Phys. Rev. D* **97** no. 4, (2018) 043506, [arXiv:1707.03240 \[astro-ph.CO\]](#).
- [61] A. Agrawal, T. Fujita, and E. Komatsu, “Large tensor non-Gaussianity from axion-gauge field dynamics,” *Phys. Rev. D* **97** no. 10, (2018) 103526, [arXiv:1707.03023 \[astro-ph.CO\]](#).
- [62] A. Agrawal, T. Fujita, and E. Komatsu, “Tensor Non-Gaussianity from Axion-Gauge-Fields Dynamics : Parameter Search,” *JCAP* **06** (2018) 027, [arXiv:1802.09284 \[astro-ph.CO\]](#).
- [63] E. Komatsu and D. N. Spergel, “Acoustic signatures in the primary microwave background bispectrum,” *Phys. Rev. D* **63** (2001) 063002, [arXiv:astro-ph/0005036](#).
- [64] J. M. Maldacena, “Non-Gaussian features of primordial fluctuations in single field inflationary models,” *JHEP* **05** (2003) 013, [arXiv:astro-ph/0210603](#).
- [65] D. Babich, P. Creminelli, and M. Zaldarriaga, “The Shape of non-Gaussianities,” *JCAP* **08** (2004) 009, [arXiv:astro-ph/0405356](#).
- [66] J. R. Fergusson and E. P. S. Shellard, “The shape of primordial non-Gaussianity and the CMB bispectrum,” *Phys. Rev. D* **80** (2009) 043510, [arXiv:0812.3413 \[astro-ph\]](#).
- [67] E. Dimastrogiovanni, M. Fasiello, and T. Fujita, “Primordial Gravitational Waves from Axion-Gauge Fields Dynamics,” *JCAP* **01** (2017) 019, [arXiv:1608.04216 \[astro-ph.CO\]](#).
- [68] T. Fujita, R. Namba, and Y. Tada, “Does the detection of primordial gravitational waves exclude low energy inflation?,” *Phys. Lett. B* **778** (2018) 17–21, [arXiv:1705.01533 \[astro-ph.CO\]](#).
- [69] M. Shiraishi, “Parity violation of primordial magnetic fields in the CMB bispectrum,” *JCAP* **06** (2012) 015, [arXiv:1202.2847 \[astro-ph.CO\]](#).
- [70] M. Shiraishi, “Polarization bispectrum for measuring primordial magnetic fields,” *JCAP* **11** (2013) 006, [arXiv:1308.2531 \[astro-ph.CO\]](#).
- [71] G. Domènech, T. Hiramatsu, C. Lin, M. Sasaki, M. Shiraishi, and Y. Wang, “CMB Scale Dependent Non-Gaussianity from Massive Gravity during Inflation,” *JCAP* **05** (2017) 034, [arXiv:1701.05554 \[astro-ph.CO\]](#).