

However, high energetic and fainter sources of reionization are difficult to observe. Until now we have observations of luminosity from sources up to $z \sim 10$. We have also been able to estimate the neutral hydrogen fractions till $z \sim 8$, albeit with large uncertainties. Scattering of the Cosmic Microwave Background (CMB) photons by the electrons freed during the ionization process provides an alternate window to probe its history. The E-mode auto-correlation spectrum here constrains the integrated free electron fraction along the line of sight. Using these direct and indirect windows of observation, several efforts of constraining reionization history have been made [Hu & Holder (2003); Mitra et al. (2013); Douspis et al. (2015); Heinrich et al. (2017); Price et al. (2016); Hazra & Smoot (2017); Paoletti et al. (2020); Hazra et al. (2020); Qin et al. (2020); Chatterjee et al. (2021)] in the last two decades. While comparing with data, the theory of ionization or the free electron fraction is modelled with parametric and non-parametric methods. CMB data releases have been providing crucial information about the line-of-sight integral of free electron fraction. With the Planck 2018 release the most precise information has been obtained about the optical depth with their low multipole E-mode polarization data from the high frequency instrument. In the last decade, in parallel, the detection of sources reached a milestone with Hubble Frontiers Fields (HFF). Here we make a joint analysis of these data in a new model-independent framework. Note that several simpler and popular parametrizations of reionization history in CMB also exist where the free electron fraction is parametrized [Lewis (2008); Heinrich et al. (2017); Hazra & Smoot (2017); Millea & Bouchet (2018)]. However, since these methods do not have source function parametrization, they can not be used with the observation of UV luminosities and in certain cases, they lead to unphysical histories of reionization.

In this paper, we explore two important aspects of reionization history. Using the model-dependent parametric formalism, we address the UV luminosity density data estimated from the observation of HFF with two different truncation magnitudes. With Gaussian process regression, we make model-independent reconstruction of sources and compare the reconstruction with parametric models. With this model-independent reconstruction of sources, we then reconstruct the reionization history by solving the ionization equations, using CMB and neutral hydrogen data along with the HFF data. The paper is organized as follows – in the next section 2 we discuss the methodology of the parametric model and non-parametric Gaussian process regression. Following that we discuss the datasets used in this analysis in section 3. The results are presented in section 4. Finally, we conclude in section 5.

METHODOLOGY

The ionization equation describes the time evolution of the volume filling factor of ionized hydrogen in the intergalactic medium, Q_{HII} , by a first order ordinary differential equation [Madau et al. (1999); Wyithe & Loeb (2003)]:

$$\frac{dQ_{HII}}{dt} = \frac{\dot{n}_{ion}}{\langle n_H \rangle} - \frac{Q_{HII}}{t_{rec}} \quad (1)$$

The source term is characterized by the rate of production of ionizing photons \dot{n}_{ion} which depends on the UV luminosity density function ρ_{UV} , the efficiency of the source to produce ionizing photons ξ_{ion} , and the fraction of photons that actually escape into the IGM f_{esc} , and is defined as $\dot{n}_{ion} = \rho_{UV} \langle f_{esc} \xi_{ion} \rangle$, where $\langle f_{esc} \xi_{ion} \rangle$ is a magnitude-averaged product. The sink term in the ionization equation accounts for the recombination process in the IGM. The recombination time t_{rec} is determined by the recombination coefficient $\alpha_B(T)$ and the clumping factor C_{HII} ; $t_{rec} = \left[C_{HII} \alpha_B(T) \left(1 + \frac{Y_p}{4X_p} \right) \langle n_H \rangle (1+z)^3 \right]^{-1}$. We keep the IGM temperature T fixed at 20,000K in our analysis. X_p, Y_p are the primordial mass fractions of hydrogen and helium respectively. n_H, n_{He}, n_{HII} are the number densities of hydrogen, helium, ionized hydrogen respectively.

The evolution of the UV luminosity density with redshift can be obtained by parametric and non-parametric methods. In this article, as parametric method we assume the density to be described by a single power-law [Yu et al. (2012); Bouwens (2016)] and double power-law [Ishigaki et al. (2015); Ishigaki et al. (2018)] forms,

$$\rho_{UV}(z) = \rho_{UV_1} \cdot 10^{-az} \quad (2)$$

$$\rho_{UV}(z) = \frac{2\rho_{UV,z=z_1}}{10^{a(z-z_1)} + 10^{b(z-z_1)}} \quad (3)$$

While the first parametrization can be characterized completely by two parameters, namely the tilt (a) and the amplitude (ρ_{UV_1}), the second needs four parameters: the amplitude ($\rho_{UV,z=z_1}$), two tilts (a, b) and the redshift (z_1) at which the tilt in the power changes.

While parametric methods are useful, the functional form restricts their ability to address the data in several instances. Therefore model-independent reconstructions like Hazra et al. (2020), Mason et al. (2019) provide a conservative analysis owing to their flexibility. In this article, for a Bayesian, non-parametric reconstruction of luminosity density we make use of Gaussian process regression. A Gaussian process (GP) is a collection of random variables such that the joint distribution of any finite subset of it is described by a multivariate Gaussian [Rasmussen & Williams (2006)]. A GP is characterized by its mean function $\mu(\mathbf{x})$ and covariance function $k(\mathbf{x}, \mathbf{x}')$, where for a real process $f(\mathbf{x})$, we have $\mu(\mathbf{x}) = \mathbb{E}[f(\mathbf{x})]$, and $k(\mathbf{x}, \mathbf{x}') = \mathbb{E}[(f(\mathbf{x}) - \mu(\mathbf{x}))(f(\mathbf{x}') - \mu(\mathbf{x}'))]$. For a finite set of training points $\mathbf{x} = \{x_i\}$, a function $f(\mathbf{x})$ evaluated at each x_i can be represented by a random variable with a Gaussian distribution, such that the vector $\mathbf{f} = \{f_i\}$ has a multivariate Gaussian distribution given as $\mathbf{f} \sim \mathcal{N}(\mu(\mathbf{x}), C(\mathbf{x}, \mathbf{x}))$, where C is the covariance matrix characterized by the covariance function k , which gives the covariance between two random variables. For the purpose of our analysis, we have chosen the covariance function to be the Radial Basis Function represented as $k(x_i, x_j) = \exp\left(-\frac{(x_i - x_j)^2}{2l^2}\right)$, with the correlation length l .

In our analysis, we define the UV luminosity density in a few redshift nodes, and the values of the UV luminosity density at the these nodes are taken as free parameters. We use the `sklearn` [Pedregosa et al. (2011)] package in Python to implement Gaussian process regression. Gaussian processes have been useful in the reconstruction of several estimators related to cosmological processes such as Dark Energy [Shafieloo et al. (2012); Seikel et al. (2012)], test of the standard model [Aghamousa et al. (2017)] with CMB etc. While we introduce the use of GP in obtaining reionization history by reconstructing the UV luminosity densities, for recombination time, we use the aforementioned analytical formalism as it has been demonstrated in Hazra et al. (2020); Mason et al. (2019); Paoletti et al. (2021) that apart from strict monotonic histories, t_{rec} can not be constrained due to degeneracies with source terms.

Using the solutions of the ionization Equation 1, the Thomson scattering optical depth is defined as:

$$\tau = \int \frac{c(1+z)^2}{H(z)} Q_{HI}(z) \langle n_H \rangle \sigma_T \left(1 + \eta \frac{Y_p}{4X_p}\right) dz, \quad (4)$$

where helium is assumed to be singly ionized for $z > 4$ ($\eta = 1$) and doubly ionized for $z < 4$ ($\eta = 2$) [Kuhlen & Faucher-Giguère (2012)].

DATA

We have used datasets from observations of 3 different types. Firstly, we use the optical depth constraints from Planck 2018 release of Cosmic Microwave Background observation. With the low multipole polarization likelihood using data from High Frequency Instruments, the best CMB constraint on the optical depth is obtained as $\tau = 0.054 \pm 0.007$ [Aghanim et al. (2020)]. Since it has been demonstrated that the degeneracy between the primordial spectral tilt and the optical depth has reduced significantly in the new CMB data [Hazra et al. (2020); Paoletti et al. (2020)], instead of using the full data we use this constraint on optical depth as the summary statistics. Secondly we use the derived UV luminosity density data [Bouwens et al. (2015); Ishigaki et al. (2018)] in the compilation used in Ishigaki et al. (2018) analysis, from HFF observations [Lotz et al. (2017), <http://www.stsci.edu/hst/campaigns/frontier-fields/>]. Here we use the luminosity density measurements with truncation magnitude M_{trunc} of -17 and -15. Finally we use the measurements of neutral hydrogen fractions from the Lyman- α emission from galaxies [Ono et al. (2012); Schenker et al. (2014); Tilvi et al. (2014); Mason et al. (2019)], damping wings of Gamma Ray Bursts [Totani et al. (2006); McQuinn et al. (2008)] and Quasars spectra [Schroeder et al. (2013); Greig et al. (2017); Davies et al. (2018)], dark gap in quasar spectra [McGreer et al. (2015)] ionized zones near high redshift quasars [Mortlock et al. (2011); Bolton et al. (2011)].

RESULTS

Can a power-law explain the UV luminosity density data?

We perform a Gaussian Process Regression (GPR) for the UV luminosity density data for both UV17 ($M_{trunc} = -17$) and UV15 ($M_{trunc} = -15$), and compare power-law best-fits within the uncertainty bands of this reconstruction. Figure 1 shows the model-independent reconstruction of the UV luminosity density using GPR. The training points here are the $\log_{10} \rho_{UV}$ data from UV15 and UV17, which are used to train the kernel hyperparameters. Then, the optimized hyperparameters are used to interpolate between the training points. The top panel shows the results for UV17 and the bottom panel for UV15. The plots on the left show the interpolation of $\log_{10} \rho_{UV}$ obtained using

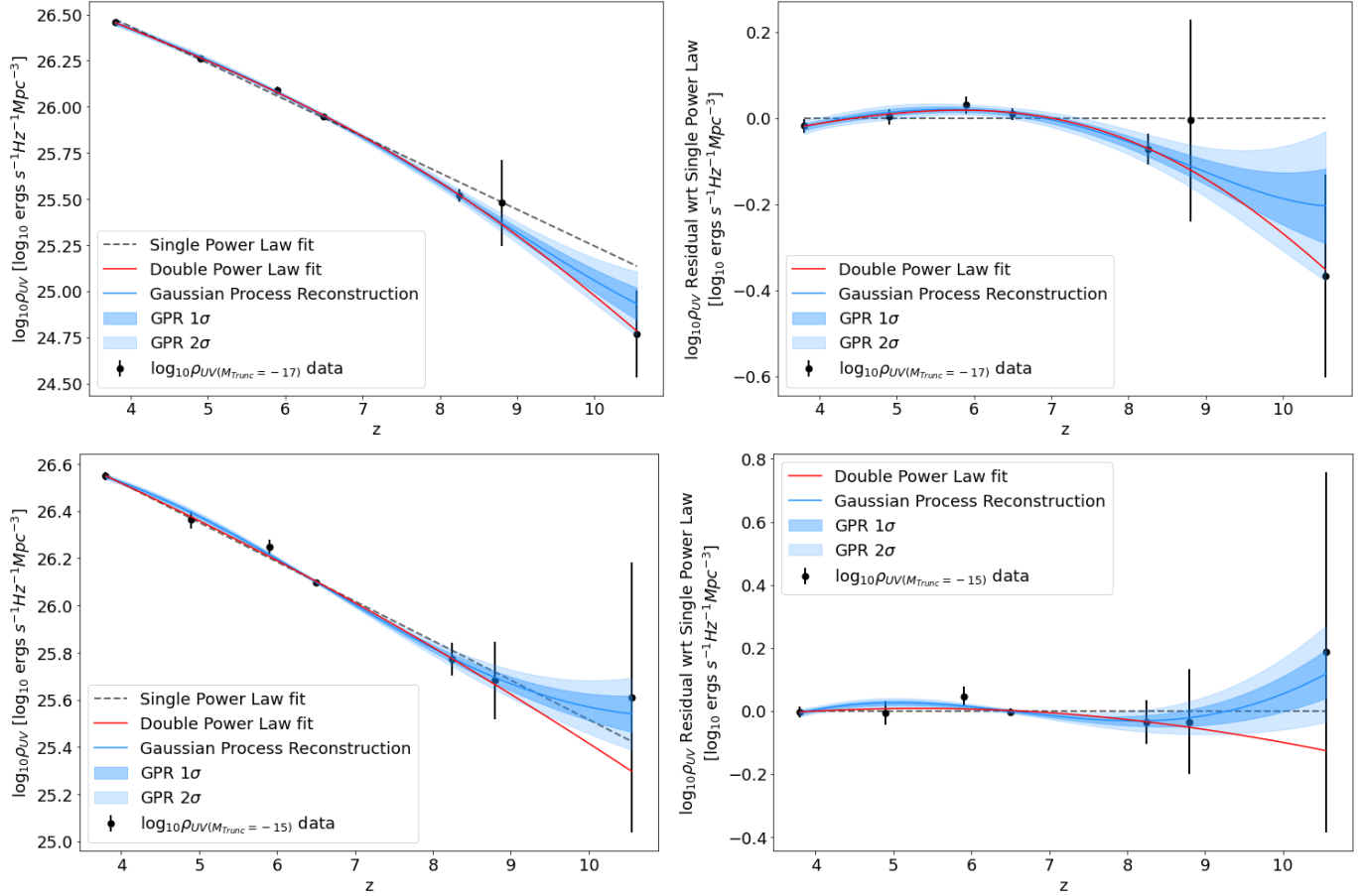


Figure 1. Gaussian Process reconstruction of the UV luminosity density using the UV17 (top) and UV15 (bottom) data sets as training points. Plots in the right panel represent same plots in the left but in the residual space *w.r.t.* single power-law best fits.

GPR, overlaid with the corresponding data points used as training points, along with the power-law best fits. We use different choices of mean function to make sure the reconstruction is robust under the variations of mean function and the kernel.

We perform χ^2 minimization to obtain the best-fit parameters for the two power-law (single and logarithmic double power-law) forms. The plots on the right show the residuals of power-law, GPR construction, and data points with respect to the single power-law. Therefore, the zero line represents the single power-law. In the top panel, for UV17, we notice that for higher redshifts the single power-law does not fall within 95% confidence interval of the model-independent reconstruction and therefore it is ruled out. The double power-law seems to be agreeing with the reconstruction at all redshifts in this case. In case of UV15 (bottom panel), it can be observed that power-law models agree with the model-independent reconstruction with small deviations. We should mention that with a constant, single power law and logarithmic double power law as mean functions, our reconstruction is consistent with single power law when UV15 data is used and rejects it in the case of UV17 data.

Constraints on reionization history

To solve the ionization equation (Equation 1), instead of assuming a specific function for the UV luminosity density, we follow a model-independent approach. Compared to earlier model-independent approaches in Hazra et al. (2020); Mason et al. (2019), we use Gaussian Process Regression to construct the UV luminosity density at different redshifts and find constraints on reionization history by solving the ionization equation using this model-independent form.

Following the approach in Gerardi et al. (2019) we use 4 equidistant nodes between redshifts 4-10 to define the UV luminosity densities. The redshift range is chosen in such a way that it falls completely inside the range of redshifts of available data. It should be noted that to capture this correlation the distances between the nodes have to be smaller

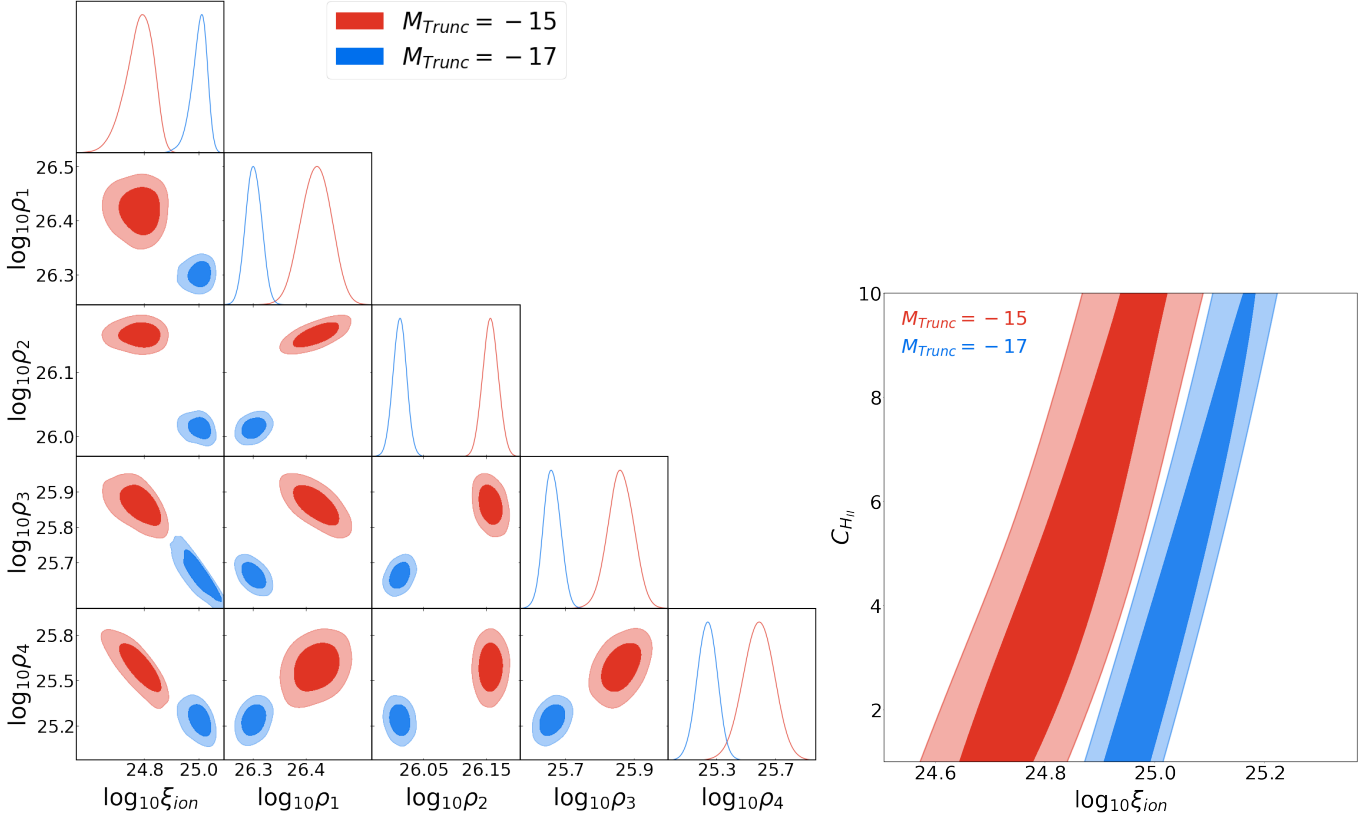


Figure 2. [Left] Posterior distributions of 5 free parameters of the analysis with the UV luminosity density constructed using Gaussian process regression for the values ρ_{1-4} . Note that here C_{HII} is kept fixed. [Right] 1-2 σ confidence contours for C_{HII} and $\log_{10}\xi_{ion}$ [in \log_{10} Hz erg $^{-1}$] obtained from our model-independent analysis using combination of *Planck* optical depth, Q_{HII} and UV luminosity density data for $M_{trunc} = -15$ and -17 . Note that the clumping factor is essentially degenerate with the efficiency factor as shown in Gorce et al. (2018); Mason et al. (2019)

than the correlation length and we have tested the robustness of the analysis with varying number of nodes. The values of UV luminosity density at the redshift nodes are taken as free parameters for Markov Chain Monte Carlo (MCMC) sampling (using *emcee* [Foreman-Mackey et al. (2013)]), and at each step these points are used as training points for Gaussian Process Regression. Therefore, here the Gaussian process reconstruction provides the samples of the history of UV luminosity densities for different choices of training points. Using the source function obtained from the sample of UV luminosity density evolution, we then solve Equation 1 to get the reionization history. For the integration we need $\rho_{UV}(z)$ to extend beyond the available data. Since outside the range of data, GP reconstruction simply merges with the mean function, here the choice of mean function is important. We have used logarithmic double power law as the mean function for the GP here as both datasets agree with this functional form.

We now obtain joint constraints on reionization history using all the 3 data sets described earlier: *Planck* optical depth, Q_{HII} data and UV luminosity density data for $M_{trunc} = -17$ and -15 . In the ionization equation, we vary $\langle f_{esc}\xi_{ion} \rangle$ as one parameter by absorbing f_{esc} into the parameter ξ_{ion} . We keep a uniform prior on $\log_{10}\xi_{ion}$ between 23.5 and 27.5 [\log_{10} Hz erg $^{-1}$] as suggested in Price et al. (2016). We perform analyses with the clumping factor fixed as well as free with a uniform prior between 1 and 10. The other free parameters in the analysis are the values of UV luminosity density at the four redshift nodes: ρ_{1-4} . For the case with fixed C_{HII} , left panel of Figure 2 shows the MCMC constraints obtained for the 5 free parameters using both the combinations of data sets: CMB+QHII+UV17 (in blue) and CMB+QHII+UV15 (in red). The constraints on UV luminosity densities at different redshift nodes are significantly different in these two data combinations, and since UV15 integrates luminosity function till larger magnitudes, we find constraints on the density to be shifted at larger values consistently at all redshift nodes. At higher redshifts, the constraints degrade as the data has larger uncertainties. Since the source term depends on both the UV luminosity density and the ionizing photon production efficiency, they must be anti-correlated in the CMB+UV+QHII

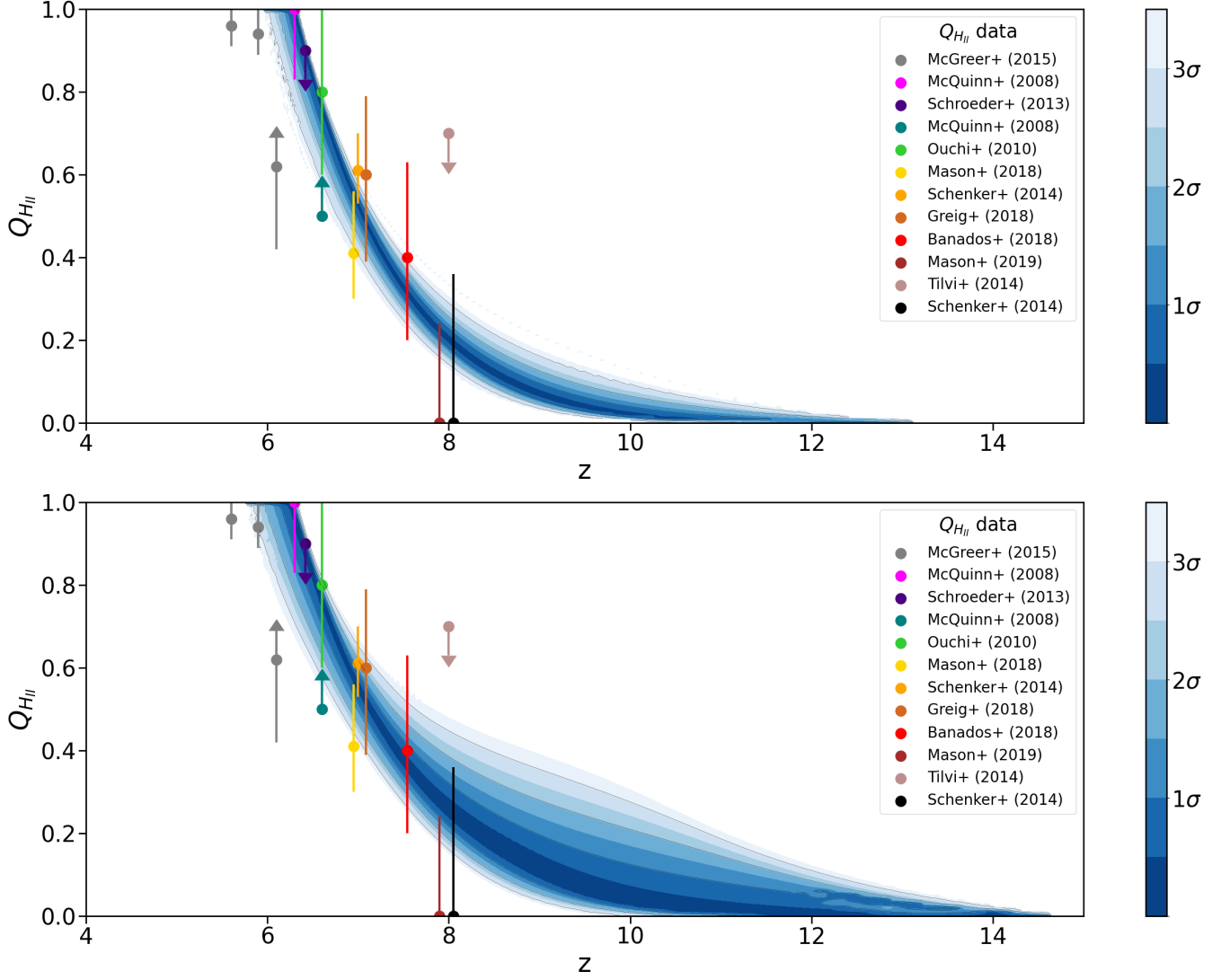


Figure 3. The reconstructed history of reionization obtained from the MCMC samples when CMB optical depth, UV luminosity density data (top: UV17, bottom: UV15) and QHII data (plotted with references) are used (corresponding to Figure 2).

data combination. This is easy to appreciate, as higher UV luminosity density and higher efficiency will lead to a larger optical depth which will be ruled out by CMB optical depth constraints. We notice this anti-correlation in the last two redshift nodes as they mainly fall *within* the epoch of reionization. As expected, we also notice that the marginalized posteriors of $\log_{10} \xi_{ion}$ are shifted in opposite directions compared to the UV luminosity density posterior distributions.

The resulting constraints on the redshift of reionization z_{re} , duration of reionization Δz and the reionization optical depth τ are listed in Table 1. The optical depth constraints obtained in both the cases agree with 1σ optical depth from *Planck* results. We find that the optical depth is larger in the analysis where UV15 is used compared to UV17 data. Our constraint on the duration of reionization (Δz) indicates that the significant part of the reionization (10% to 90% ionization) has occurred in ~ 2 (for CMB+UV17+QHII) and ~ 3 redshifts (for CMB+UV15+QHII). Since UV15 data shows flattening of the luminosity densities at higher redshifts, it allows for a longer and earlier history of reionization compared to the data combination where UV17 data is used. The 68% and 95% bounds indicate that the marginalized posterior of Δz is significantly skewed. The redshift where the reionization is 50% completed is denoted as the redshift of reionization (z_{re}) and for both data combinations we find $z_{re} \sim 7$.

For the case with C_{HII} assumed as a free parameter, we plot the correlation between the $\log_{10} \xi_{ion}$ and C_{HII} in the right panel of Figure 2. We find that the efficiency and the clumping factors are positively correlated and both can not

be constrained with these data combinations. This degeneracy is also discussed in [Gorce et al. \(2018\)](#); [Mason et al. \(2019\)](#); [Paoletti et al. \(2021\)](#). This indicates anti-correlation with the recombination time. A decrease in the ionizing photon production efficiency decreases the source term which is only compensated by increased time for recombination to sustain ionization.

	CMB+UV17+QHII	CMB+UV15+QHII
τ	$0.052 \pm 0.001 \pm 0.002$	$0.056^{+0.002+0.006}_{-0.004-0.005}$
Δz	$2.05^{+0.11+0.37}_{-0.21-0.30}$	$2.98^{+0.30+1.8}_{-1.0-1.1}$
z_{re}	$6.93^{+0.08+0.11}_{-0.04-0.13}$	$7.00^{+0.11+0.22}_{-0.10-0.22}$

Table 1. Joint constraints (with $C_{H_{II}}$ fixed) on the reionization optical depth τ , duration of reionization Δz and the redshift of reionization z_{re} with 68% and 95% intervals.

From the samples obtained in CMB+UV17+QHII and CMB+UV15+QHII data analysis (with fixed $C_{H_{II}}$), the reconstructed histories of reionization are plotted in the top and bottom panels respectively of [Figure 3](#). We use `fgivenx` [[Handley \(2018\)](#)] package to compute the confidence band on the reconstructed ionization history. Different confidence limits are indicated in the color bar at the right. On top of the band, we have plotted the QHII constraints we have used in our analysis. Note that when UV17 data is used in the combination, the Gaussian process reconstruction does not allow early onset of ionization as it constrains the $Q_{H_{II}} < 0.1$ at $z \sim 10$ with 95% C.L. When UV15 data is used we find the constraints are much more relaxed, with $Q_{H_{II}} < 0.3$ at the same redshift. Here we also find a longer tail of reionization between $z = 8 - 15$. It is important to note that with the present observation at high redshifts the constraints can not be made tighter unless we restrict our model to a specific redshift symmetric form.

CONCLUSIONS

In this paper, using Gaussian process regression as a non-parametric method for model-independent reconstruction of the evolution of UV luminosity density we address two questions. Firstly, within the confidence band of reconstruction, we show that while the commonly used logarithmic double power-law model of UV luminosity density evolution agrees well with the data, the single power-law is ruled out. Secondly, using the reconstructed UV luminosity density evolution we reconstruct the reionization history using the optical depth from the Cosmic Microwave Background observation, UV luminosity data from Hubble Frontiers Field observation, and neutral hydrogen fraction data from galaxy, quasar and gamma ray burst observations. Gaussian process regression allows a free form reconstruction of reionization history and thereby provides the platform for a conservative analysis. The use of three types of datasets, even in this conservative framework, breaks degeneracies between parameters and provides stringent constraints. From the joint constraints (when UV luminosity data with truncation magnitude 17 is used in the combination) we highlight that at 68%-95% C.L. we find the optical depth $\tau = 0.052 \pm 0.001 \pm 0.002$ and the duration between 10-90% ionization is $2.05^{+0.11+0.37}_{-0.21-0.30}$ in redshifts. When the joint analysis uses UV luminosity data assuming truncation magnitude of -15, a longer tail in the ionization history is observed between redshift 10-14 with less than 30% ionization fraction (at 95% C.L.) at redshifts higher than 10.

Since we find that the use of UV luminosity density obtained by assuming higher (-15) truncation magnitude results in higher optical depth and larger duration of ionization, high redshift observations with JWST [[Gardner et al. \(2006\)](#); [Madau \(2017\)](#)] and THESEUS [[Amati et al. \(2021\)](#)] will definitely be helpful in providing better constraints, particularly around the tail. Cosmic variance limited CMB polarization data [[Hazumi et al. \(2020\)](#)] will also help in constraining the optical depth better and therefore can also indirectly improve the joint constraints.

We would like to acknowledge the use of the HPC system Nandadevi (hpc.imsc.res.in) at the Institute of Mathematical Sciences, Chennai. We would like to thank Abraham Loeb, Sourav Mitra, Daniela Paoletti, Tirthankar Roy Choudhury and Arman Shafieloo for their comments on the manuscript. DKH thanks Masami Ouchi and Masafumi Ishigaki for providing their UV luminosity density data compilation.

REFERENCES

- Aghamousa, A., Hamann, J., & Shafieloo, A. 2017, *Journal of Cosmology and Astroparticle Physics*, 2017, 031–031. <http://dx.doi.org/10.1088/1475-7516/2017/09/031>
- Aghanim, N., et al. 2020, *Astron. Astrophys.*, 641, A6
- Amati, L., O’Brien, P. T., Götz, D., et al. 2021, The THESEUS space mission: science goals, requirements and mission concept, , , arXiv:2104.09531
- Becker, R. H., et al. 2001, *Astron. J.*, 122, 2850
- Bolton, J. S., Haehnelt, M. G., Warren, S. J., et al. 2011, *MNRAS*, 416, L70
- Bouwens, R. 2016, in *Understanding the Epoch of Cosmic Reionization: Challenges and Progress*, ed. A. Mesinger, Vol. 423, 111
- Bouwens, R. J., Illingworth, G. D., Oesch, P. A., et al. 2015, *ApJ*, 811, 140
- Bowman, J. D., Rogers, A. E. E., Monsalve, R. A., Mozdzen, T. J., & Mahesh, N. 2018, *Nature*, 555, 67
- Chatterjee, A., Choudhury, T. R., & Mitra, S. 2021, arXiv:2101.11088
- Davies, F. B., et al. 2018, *Astrophys. J.*, 864, 142
- Douspis, M., Aghanim, N., Ilić, S., & Langer, M. 2015, *Astron. Astrophys.*, 580, L4
- Foreman-Mackey, D., Hogg, D. W., Lang, D., & Goodman, J. 2013, *PASP*, 125, 306
- Gardner, J. P., Mather, J. C., Clampin, M., et al. 2006, *Space Science Reviews*, 123, 485–606. <http://dx.doi.org/10.1007/s11214-006-8315-7>
- Gerardi, F., Martinelli, M., & Silvestri, A. 2019, *JCAP*, 07, 042
- Gorce, A., Douspis, M., Aghanim, N., & Langer, M. 2018, *Astronomy & Astrophysics*, 616, A113. <http://dx.doi.org/10.1051/0004-6361/201629661>
- Greig, B., Mesinger, A., Haiman, Z., & Simcoe, R. A. 2017, *Mon. Not. Roy. Astron. Soc.*, 466, 4239
- Gunn, J. E., & Peterson, B. A. 1965, *ApJ*, 142, 1633
- Handley, W. 2018, *The Journal of Open Source Software*, 3, doi:10.21105/joss.00849. <http://dx.doi.org/10.21105/joss.00849>
- Hazra, D. K., Paoletti, D., Finelli, F., & Smoot, G. F. 2020, *Physical Review Letters*, 125, doi:10.1103/physrevlett.125.071301. <http://dx.doi.org/10.1103/PhysRevLett.125.071301>
- Hazra, D. K., & Smoot, G. F. 2017, *Journal of Cosmology and Astroparticle Physics*, 2017, 028–028. <http://dx.doi.org/10.1088/1475-7516/2017/11/028>
- Hazumi, M., Ade, P., Adler, A., et al. 2020, in *Space Telescopes and Instrumentation 2020: Optical, Infrared, and Millimeter Wave*, ed. M. Lystrup, M. D. Perrin, N. Batalha, N. Siegler, & E. C. Tong, Vol. 11443, International Society for Optics and Photonics (SPIE), 431 – 450. <https://doi.org/10.1117/12.2563050>
- Heinrich, C. H., Miranda, V., & Hu, W. 2017, *PhRvD*, 95, 023513
- Hu, W., & Holder, G. P. 2003, *Phys. Rev.*, D68, 023001
- Ishigaki, M., Kawamata, R., Ouchi, M., et al. 2015, *The Astrophysical Journal*, 799, 12. <https://doi.org/10.1088/0004-637x/799/1/12>
- Ishigaki, M., Kawamata, R., Ouchi, M., et al. 2018, *ApJ*, 854, 73
- Kuhlen, M., & Faucher-Giguère, C.-A. 2012, *MNRAS*, 423, 862
- Lewis, A. 2008, *PhRvD*, 78, 023002
- Loeb, A., & Furlanetto, S. R. 2013, *The First Galaxies in the Universe*
- Lotz, J. M., Koekemoer, A., Coe, D., et al. 2017, *ApJ*, 837, 97
- Madau, P. 2017, *Astrophys. J.*, 851, 50
- Madau, P., Haardt, F., & Rees, M. J. 1999, *ApJ*, 514, 648
- Mason, C. A., Naidu, R. P., Tacchella, S., & Leja, J. 2019, *MNRAS*, 489, 2669
- Mason, C. A., et al. 2019, *Mon. Not. Roy. Astron. Soc.*, 485, 3947
- McGreer, I., Mesinger, A., & D’Odorico, V. 2015, *Mon. Not. Roy. Astron. Soc.*, 447, 499
- McQuinn, M., Lidz, A., Zaldarriaga, M., Hernquist, L., & Dutta, S. 2008, *Mon. Not. Roy. Astron. Soc.*, 388, 1101
- Millea, M., & Bouchet, F. 2018, *A&A*, 617, A96
- Mitra, S., Ferrara, A., & Choudhury, T. R. 2013, *MNRAS*, 428, L1
- Mortlock, D. J., Warren, S. J., Venemans, B. P., et al. 2011, *Nature*, 474, 616
- Ono, Y., et al. 2012, *Astrophys. J.*, 744, 83
- Paoletti, D., Hazra, D. K., Finelli, F., & Smoot, G. F. 2020, *JCAP*, 2020, 005
- . 2021, To appear
- Pedregosa, F., Varoquaux, G., Gramfort, A., et al. 2011, *Journal of Machine Learning Research*, 12, 2825
- Price, L. C., Trac, H., & Cen, R. 2016, arXiv e-prints, arXiv:1605.03970
- Pritchard, J. R., & Loeb, A. 2012, *Reports on Progress in Physics*, 75, 086901. <http://dx.doi.org/10.1088/0034-4885/75/8/086901>
- Qin, Y., Poulin, V., Mesinger, A., et al. 2020, *Mon. Not. Roy. Astron. Soc.*, 499, 550

- Rasmussen, C. E., & Williams, C. K. I. 2006, Gaussian processes for machine learning., Adaptive computation and machine learning (MIT Press), I–XVIII, 1–248
- Schenker, M. A., Ellis, R. S., Konidaris, N. P., & Stark, D. P. 2014, *Astrophys. J.*, 795, 20
- Schroeder, J., Mesinger, A., & Haiman, Z. 2013, *MNRAS*, 428, 3058
- Seikel, M., Clarkson, C., & Smith, M. 2012, *Journal of Cosmology and Astroparticle Physics*, 2012, 036–036. <http://dx.doi.org/10.1088/1475-7516/2012/06/036>
- Shafieloo, A., Kim, A. G., & Linder, E. V. 2012, *Physical Review D*, 85, doi:10.1103/physrevd.85.123530. <http://dx.doi.org/10.1103/PhysRevD.85.123530>
- Shull, J. M., Harness, A., Trenti, M., & Smith, B. D. 2012, *ApJ*, 747, 100
- Tilvi, V., Papovich, C., Finkelstein, S. L., et al. 2014, *Astrophys. J.*, 794, 5
- Totani, T., Kawai, N., Kosugi, G., et al. 2006, *Publ. Astron. Soc. Jap.*, 58, 485
- Wyithe, J. S. B., & Loeb, A. 2003, *ApJ*, 586, 693
- Yu, Y.-W., Cheng, K. S., Chu, M. C., & Yeung, S. 2012, *JCAP*, 2012, 023