

# The Hyper-MUCHFUSS project: probing the Galactic halo with sdB stars<sup>\*</sup>

A. Tillich<sup>1</sup>, U. Heber<sup>1</sup>, S. Geier<sup>1</sup>, H. Hirsch<sup>1</sup>, P. F. L. Maxted<sup>2</sup>, B. T. Gänsicke<sup>3</sup>, T. R. Marsh<sup>3</sup>,  
R. Napiwotzki<sup>4</sup>, R. H. Østensen<sup>5</sup>, and R.-D. Scholz<sup>6</sup>

<sup>1</sup> Dr. Karl Remeis-Observatory & ECAP, Astronomical Institute, Friedrich-Alexander University Erlangen-Nuremberg, Sternwartstr.7, 96049 Bamberg, Germany

<sup>2</sup> Astrophysics Group, School of Physics and Geographical Sciences, Lennard-Jones Laboratories, Keele University, ST5 5BG, United Kingdom

<sup>3</sup> Department of Physics, University of Warwick, Coventry CV4 7AL, United Kingdom

<sup>4</sup> Centre of Astrophysics Research, University of Hertfordshire, College Lane, Hatfield AL10 9AB, United Kingdom

<sup>5</sup> Instituut voor Sterrenkunde, K.U. Leuven, Celestijnenlaan 200D, 3001 Leuven, Belgium

<sup>6</sup> Astrophysikalisches Institut Potsdam, An der Sternwarte 16, D-14482 Potsdam

Received 2010 / Accepted 2010

## ABSTRACT

**Context.** High-velocity stars in the Galactic halo, e.g. the so-called hyper-velocity stars (HVS), are important tracers of the properties of the dark matter halo, in particular its mass.

**Aims.** A search for the fastest stars among hot subdwarfs (sdB) in the halo is carried out to identify HVS, unbound to the Galaxy, and bound population II stars in order to derive a lower limit to the halo mass.

**Methods.** Based on the SDSS DR6 spectral database we selected stars with high rest-frame velocities. These radial velocity measurements were verified at several telescopes to exclude radial velocity variable stars. Out of 88 stars observed in the follow-up campaign 39 stars were found to have constant radial velocities. For twelve of them we measured a proper motion significantly different from zero and obtained spectroscopic distances from quantitative spectral analysis to construct the full 6D phase space information for a kinematical study.

**Results.** All but one programme sdBs show halo characteristics, but can be distinguished into two kinematical groups, one (G1) with low Galactic rotation typical of halo stars and a second one (G2) with rapid retrograde motion. We also investigate the possibility that the programme stars are not genuine halo stars but ejected from the Galactic disc or bulge. The G1 objects crossed the Galactic plane in the central bulge, whereas the G2 stars did in the outer Galactic disc. J1211+1437 (G2) is a HVS candidate, as it is unbound to the Galaxy if the standard Galactic potential is adopted.

**Conclusions.** We conclude that in the ejection scenario G1 stars might have been formed via the slingshot mechanism that invokes acceleration by tidal interaction of a binary with the central supermassive black hole. The G2 stars, however, would originate in the outskirts of the Galactic disc and not in the central bulge. J1211+1437 is the first unbound subdwarf B star, for which we can rule out the slingshot mechanism. Alternatively, we may assume that the stars are old population II stars and therefore have to be bound. Then the kinematics of J1211+1437 set a lower limit of  $2 \times 10^{12} M_{\odot}$  to the mass of the Galactic dark matter halo.

**Key words.** stars: kinematics – stars: subdwarfs – stars: atmospheres – Proper motions – Galaxy: halo – line: profiles

## 1. Introduction

The properties of the dark matter halo are important to understand how the Galaxy formed and evolved. Observations of halo stars put constraints on theoretical models of halo formation (e.g. Navarro et al. 1996). Large surveys, such as the Sloan Digital Sky Survey (SDSS, York et al. 2000) and the RAdial Velocity Experiment (*RAVE*, Steinmetz et al. 2006), provide large numbers of stars to trace the halo properties, such as the total mass of the halo.

Send offprint requests to: A. Tillich e-mail: Alfred.Tillich@sternwarte.uni-erlangen.de

<sup>\*</sup> Based on data from the Sloan Digital Sky Survey, and data collected at the 3.5m telescope at DSAZ observatory (Calar Alto) in Spain, the 4.2m William Herschel Telescope on La Palma, and the European Southern Observatory in Chile according to the programs 081.D-0819(A), 082.D-0649(A) and 084.D-0348(A).

Globular clusters, satellite galaxies, as well as large samples of halo stars, respectively, have been used to estimate the halo mass. Actually only the objects with the most extreme velocities provide tight constraints and, hence, the mass estimates depend mostly on them (Sakamoto et al. 2003; Smith et al. 2007). A halo mass of about  $2 \times 10^{12} M_{\odot}$  was favoured in earlier investigations (Wilkinson & Evans 1999; Sakamoto et al. 2003), while more recent studies prefer lower masses of about half that value (Battaglia et al. 2005; Smith et al. 2007; Xue et al. 2008).

The hyper-velocity stars (HVS, Brown et al. 2005; Hirsch et al. 2005; Edelmann et al. 2005) are the fastest moving stars known in the halo. Their supposed place of origin is the Galactic centre, where they have been suggested to be accelerated by tidal interactions of a binary star with the super-massive black hole (SMBH, Hills 1988). Whether a HVS can in fact escape from the Galaxy or not depends on the halo mass (Abadi et al. 2009).

Kinematical studies of the hyper-velocity stars were based on their radial velocities only. Recently, Tillich et al. (2009) were able to measure proper motions of an A-type HVS and study its 3-D kinematics to trace its place of birth in the Galactic disc. They found it to originate far from the Galactic centre, thereby challenging the SMBH-slingshot mechanism of Hills (1988). Hence Tillich et al. (2009) suggested a runaway mechanism for the star’s formation. Further evidence that such a mechanism works comes from two similar studies of the hyper run-away stars HD 217791 (Heber et al. 2008) and HIP 60350 (Irrgang et al. 2010), which were also found to originate in the outer rim of the Galactic disc nowhere near the Galactic centre.

While most of the 17 HVS known today (Brown et al. 2009; Tillich et al. 2009) are early-type main-sequence stars, there is just one evolved low-mass star, US 708, a hot subdwarf star of spectral type sdO (Hirsch et al. 2005).

Most of the previous studies of halo stars to constrain the dark matter properties are hampered by the lack of proper motion measurements. Hence they had to rely substantially on radial velocity distributions. In such cases only four coordinates (i.e. two position values, distance and radial velocity, RV) of the 6D phase space are determined and the missing proper motion components are handled in a statistical approach. In the presently most extensive study Xue et al. (2008) measured radial velocities for more than 10,000 blue halo stars from the SDSS and classified their sample as a mix of blue horizontal branch (BHB) stars, blue stragglers and main-sequence stars with effective temperatures roughly between 7,000 and 10,000 K according to their colours. Xue et al. (2008) selected 2400 blue horizontal-branch stars to estimate the halo mass out to 60 kpc to be  $1.0 \times 10^{12} M_{\odot}$  using a halo model of Navarro et al. (1997). For one star from that sample Przybilla et al. (2010) were able to obtain proper motion and carry out a detailed kinematic analysis, which revealed an inbound Population II horizontal branch star with a Galactic rest-frame (GRF) velocity of  $\sim 700 \text{ km s}^{-1}$  at its current position. This makes it the fastest halo star known, and provided a lower limit of  $1.7 \times 10^{12} M_{\odot}$  for the total halo mass of the Galaxy, significantly exceeding the value determined by Xue et al. (2008).

This example shows that it is rewarding to study the kinematics of additional stars in the halo and to consider classes of stars other than BHB stars, as well. Of course, the Galactic halo hosts a plethora of white dwarfs (Eisenstein et al. 2006). However, they are so faint that they can be analysed in the solar neighbourhood only. Another group of evolved low mass stars are the hot subdwarf stars (sdB, sdO) that dominate the population of faint blue stars at high Galactic latitudes to visual magnitudes of about  $V=18$  (Green et al. 1986). They are considered to be helium core burning stars with very thin ( $< 0.02 M_{\odot}$ ) inert hydrogen envelopes and masses around  $0.5 M_{\odot}$ . Following ideas outlined by Heber (1986), the sdBs can be identified with models for extreme horizontal branch (EHB) stars. An EHB star bears great resemblance to a helium main-sequence star of half a solar mass and it should evolve similarly, i.e. directly to the white dwarf cooling sequence, bypassing a second giant phase (for a review see Heber 2009). For the formation of subdwarf B stars three scenarios are discussed by Han et al. (2003): common envelope ejection, stable Roche lobe overflow (RLOF), and the merger of two

helium white dwarfs. Some alternate scenarios for the formation of single sdB stars are reviewed by Østensen (2009).

Hot subdwarf stars exist in the field of the Galaxy but also in globular clusters, in the Galactic bulge and have even been resolved in the elliptical galaxy M 32 (Brown et al. 2008). Kinematical studies (Altmann et al. 2004; Napiwotzki 2008) indicate that they occur in all stellar populations of the Galaxy.

However, very little is known about the halo population of hot subdwarfs except those in globular clusters. Some high-velocity hot subdwarfs have attracted interest because of their high radial velocities, most notably, the sdO star US 708, whose radial velocity in the rest-frame was measured at  $751 \text{ km s}^{-1}$  (Hirsch et al. 2005) – the second HVS star discovered. Unfortunately we cannot deduce the origin of the star, as we lack a reliable proper motion measurement.

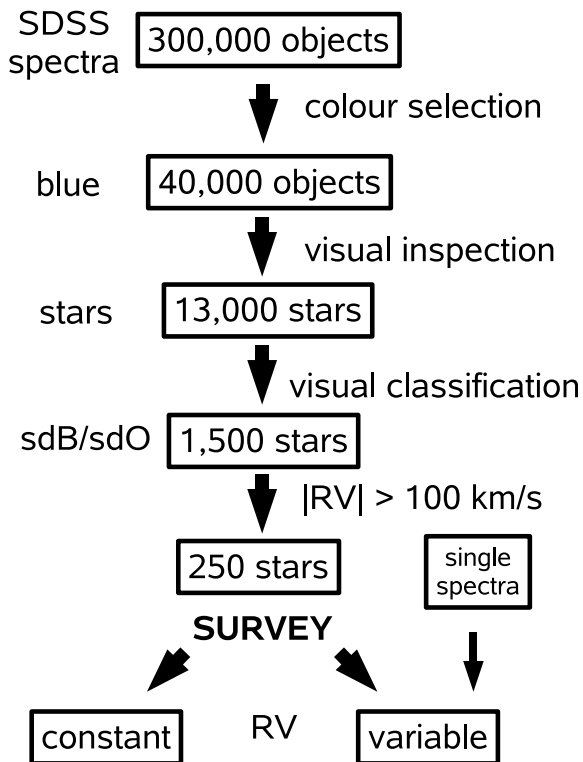
Motivated by the discovery of US 708, we embarked on a project to identify a sample of population II hot subdwarfs and study their kinematics from radial velocity and proper motion. We make use of the MUCHFUSS survey (Geier et al. 2010b), which searches for close binaries with high radial-velocity variations. The search strategy also provides targets that are not close binaries but travel through space at high RV without variations. These stars are the targets of our investigation. Accordingly we entitled our project Hyper-MUCHFUSS as we provide an extension of MUCHFUSS.

The paper is organised as follows. In Sect. 2 we introduce our survey for HVS and in Sect. 3 our sophisticated proper motion measurement method. The kinematical analysis techniques are shown in Sect. 4. In Sect. 5 we present our results and summarise and conclude in Sect. 6.

## 2. Survey

The enormous SDSS database is well evaluated in terms of errors and accuracy. Hence it is the perfect starting point for the MUCHFUSS survey. In order to select subdwarf candidates, we used several indicators, e.g. colour, spectral classification and radial velocity (RV). Fig. 1 shows a flowchart of the target selection method. We selected sdO/B candidates by colour ( $g-r < 0.1$  and  $u-g < 0.4$ , see Geier et al. 2010b) and pre-classified their spectra by visual inspection. Measuring the radial velocity by fitting synthetic models, we selected only stars faster than  $\pm 100 \text{ km s}^{-1}$ . For most of the known sdB binaries, the RV semi-amplitudes are below  $100 \text{ km s}^{-1}$  (Geier et al. 2010b). Hence the radial velocity of a typical sdB binary of the Galactic disc will rarely exceed  $100 \text{ km s}^{-1}$  in absolute value and these stars are consequently excluded in MUCHFUSS. We converted the heliocentric RV to the Galactic rest-frame (GRF). The larger the RV the higher is the priority we assign to the target for our survey. Especially stars with absolute GRF velocities of more than  $275 \text{ km s}^{-1}$  are high priority HVS candidates. This observational cut was introduced by Brown et al. (2007) to distinguish HVS from halo stars by their origin. More information on MUCHFUSS and the process of target selection is presented by Geier et al. (2010b).

More than 250 targets with measured radial velocity remained on the MUCHFUSS target list, serving as a first epoch. Second-epoch spectra were obtained with ESO-VLT/FORS ( $R \approx 1800, \lambda \approx 3730 - 5200 \text{ \AA}$ ), WHT/ISIS



**Fig. 1.** Target selection method based on SDSS. Stars are selected for which the absolute value of the RV exceeds  $100 \text{ km s}^{-1}$ . Hence disc stars are efficiently removed.

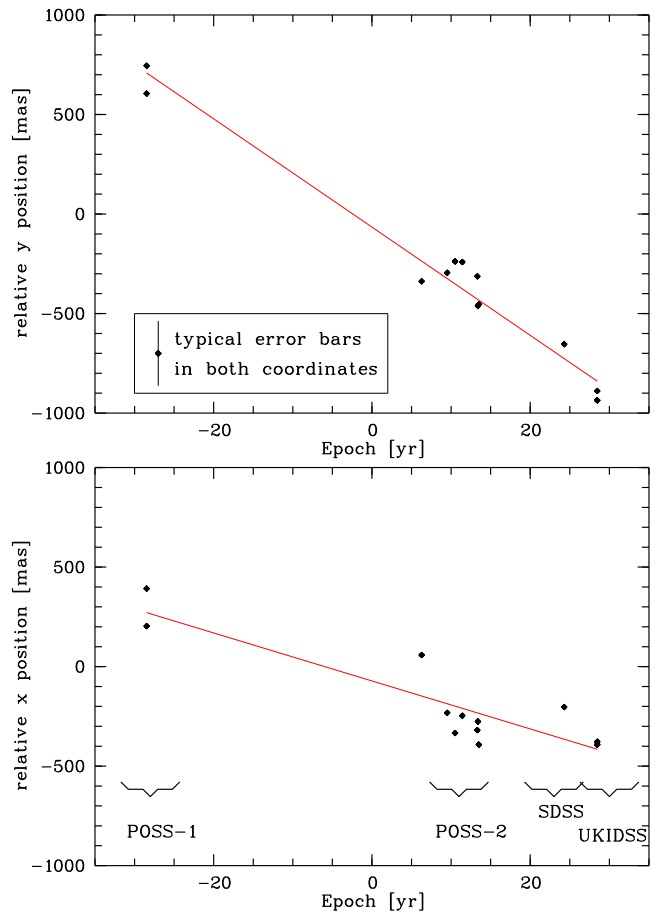
( $R \approx 1800, \lambda \approx 3730 - 5200\text{\AA}$ ), CAHA-3.5m/TWIN ( $R \approx 4000, \lambda \approx 3460 - 5630\text{\AA}$ ) and ESO-NTT/EFOSC2 ( $R \approx 2200, \lambda \approx 4450 - 5110\text{\AA}$ ). Due to the different wavelength coverage and resolution, the number of visible absorption lines is correspondingly restricted<sup>1</sup>. Up to now, such spectra are available for 88 stars, which is about one third of the target list. The RVs have been measured by  $\chi^2$ -fitting of suitable synthetic spectra. Based on the MUCHFUSS RV list, we regard a star as RV constant if its velocity is consistent with the first epoch within the respective error limits. However it is obvious that these errors individually depend on a variety of conditions like e.g. the S/N (see Table 1), the resolution, wavelength coverage and the number of visible absorption lines.

The MUCHFUSS results for the binaries will be presented in a dedicated paper by Geier et al. (2010a, in prep.). While 49 of the target stars were found to be RV variable, 39 do not show variations and therefore make up the sample that is studied in this paper. In the following sections we will exclusively focus on these candidates.

### 3. Proper motion

A kinematical analysis can only be done, if the star’s location and space velocity is known. Hence we attempt to measure proper motions and determine spectroscopic distances for all our 39 candidates. We collected all available independent position measurements on Schmidt plates

<sup>1</sup> Note that the EFOSC2 spectra cover only  $H_\beta$  and 2 He I lines.



**Fig. 2.** Proper motion components derived from the position measurements for J1211+1437, where 1978.77 is the zero epoch.

(APM - McMahon et al. 2000; SSS - Hambly et al. 2001) and combined them with the SDSS and other available positions (CMC14 Carlsberg-Meridian-Catalog 2006; 2MASS - Cutri et al. 2003; UKIDSS - Lawrence et al. 2007). Multi-epoch SDSS astrometric measurements, taken from the Princeton SDSS database (Finkbeiner et al. 2004) were included in the proper motion fit. We obtained more measurements of Schmidt plates, from up to 14 different epochs in case of overlapping plates of the Digitised Sky Survey<sup>2</sup> (DSS). The FITS images of 15 by 15 arcmin size were extracted from all available plates and the ESO MIDAS tool center/gauss was used to measure positions. To measure absolute proper motions, we initially had to find and identify compact background galaxies from the SDSS. It is highly important to obtain enough galaxies well distributed over the image, although galaxies tend to cluster. We used at least 10 galaxies per measurement and determined the position of the star relative to the reference galaxies. Finally we transformed the target positions on all the Schmidt plates to the SDSS system. The small fields allowed us to apply a simple model (shift+rotation). The typical error in both coordinates at one epoch, including the error of the trans-

<sup>2</sup> [http://archive.stsci.edu/cgi-bin/dss\\_plate\\_finder](http://archive.stsci.edu/cgi-bin/dss_plate_finder)

**Table 1.** Heliocentric radial velocity table of the target sample with SNR per pixel in the continuum next to  $H_\beta$ .

name	short name	type	OBS	MJD	$v_{rad}$ km s <sup>-1</sup>	SNR@H $_\beta$
SDSSJ084447.00+113910.0	J0844+1139	sdB	SDSS	2453801.1251331	+202.7 ±5.0	52
			NTT	2454755.86312183	+219.5 ±30.4	13
SDSSJ084556.85+135211.3	J0845+1352	sdB	SDSS	2453799.765353	+115.1 ±9.6	33
			NTT	2454756.86725607	+ 92.0 ±15.1	22
SDSSJ094850.47+551631.7	J0948+5516	sdB	SDSS	2451991.6335069	-138.3 ±12.2	17
			WHT	2454587.46586414	-158.5 ±17.8	9
SDSSJ102057.16+013751.3	J1020+0137	sdB	SDSS	2451997.186412	+243.3 ±8.3	48
			FORS	2454638.47970756	+239.4 ±7.8	36
SDSSJ121150.27+143716.2	J1211+1437	sdB	SDSS	2453466.7114641	+220.2 ±9.5	32
			FORS	2454575.76860445	+207.5 ±25.6	11
SDSSJ155635.80+470851.8	J1556+4708	sdB	SDSS	2452354.493235	-393.5 ±19.9	18
			WHT	2454586.60330613	-385.4 ±7.4	14
SDSSJ163213.05+205124.0	J1632+2051	sdB	SDSS	2453224.6422685	-238.6 ±6.7	38
			FORS	2454656.62186841	-237.9 ±2.8	45
SDSSJ164419.44+452326.7	J1644+4523	sdB	SDSS	2452051.9386574	-314.1 ±4.5	32
			WHT	2454586.71567501	-312.8 ±11.6	31
SDSSJ215648.71+003620.7	J2156+0036	sdB	SDSS	2452933.5838194	-177.2 ±6.5	32
			NTT	2454757.70342858	-190.1 ±37.2	13
SDSSJ224451.81+010630.9	J2244+0106	sdB	SDSS	2452146.8122801	-166.0 ±5.9	24
			NTT	2454756.61349441	-149.1 ±19.2	17
SDSSJ084938.85+145503.2	J0849+1455	DA	SDSS	2453818.6548958	+119.0 ±37.2	15
			NTT	2454757.87125523	+ 82.6 ±33.9	9
SDSSJ135824.61+472931.6	J1358+4729	DA	SDSS	2452723.9695428	-260.6 ±14.2	24
			WHT	2454586.54874204	-257.0 ±14.3	22

**Table 2.** PM measurements for the positive detections together with the number of epochs  $n_{ep}$  and the number of reference galaxies  $n_{gal}$ . The V magnitudes have been derived from SDSS photometry using the transformations of Jordi et al. (2006).

name	V mag	$(\mu_\alpha \cos(\delta))$ mas/yr	$\mu_\delta$ mas/yr	$n_{ep}/n_{gal}$
J0844+1139	16.11 ±0.02	-11.5 ±2.6	-11.9 ±2.1	6/ 7
J0845+1352	17.42 ±0.02	-10.7 ±2.3	-3.7 ±2.6	5/14
J0948+5516	18.59 ±0.03	-1.9 ±2.9	-7.4 ±1.7	7/12
J1020+0137	16.91 ±0.02	-2.4 ±1.3	-7.3 ±1.2	12/15
J1211+1437	17.87 ±0.03	-12.1 ±1.8	-27.2 ±1.4	13/14
J1556+4708	18.61 ±0.03	-6.3 ±1.9	+1.3 ±1.8	10/14
J1632+2051	17.62 ±0.03	-12.5 ±3.0	-1.6 ±3.6	7/16
J1644+4523	17.36 ±0.02	+4.7 ±2.8	-26.1 ±3.3	8/13
J2156+0036	17.91 ±0.03	-1.3 ±1.6	-7.4 ±1.2	26/13
J2244+0106	18.14 ±0.02	+2.1 ±0.8	-3.7 ±1.3	30/14
J0849+1455	18.85 ±0.03	-49.5 ±1.8	+6.4 ±1.6	8/ 9
J1358+4729	18.03 ±0.03	+76.1 ±2.4	+14.4 ±2.4	14/15

formation using the measured galaxies and the individual centroiding error for the target, was 150mas. We obtained one position per epoch and used linear regression to derive the proper motions with their errors (see e.g. Fig 2).

Especially for the old POSS-I epoch we noticed large discrepancies between the positions, which are probably due to the different colour filters and quality of the plates. The best way to minimize possible systematic effects is simply to use the same set of reference galaxies for every epoch.

We regard a proper motion as detected, if the position measurements do not show a large spread relative to the linear fit and the derived proper motion is significantly different from zero. 27 stars turned out to have a proper motion consistent with zero, while for 12 of our 39 candidates ( $\approx 38\%$ ) a significant proper motion was measured. One of them is the sdB J2156+0036 which has already been used to show the potential of our method (see Fig. 1 of Tillich et al. 2010a). This star represents also a typical star with proper motion from our target sample. Note that for all but two objects (J1644+4523 and J0849+1455) the determined proper motions agree within their errors with those of the recently published PPMXL catalogue (Roeser et al. 2010), where for all objects our proper motion errors are smaller than the PPMXL ones.

Tables 1 and 2 list the measurements for the sample analysed in this paper. In Fig 2 we demonstrate the measurement of the proper motion for J1211+1437, an outstanding target that will be discussed in detail in section 5.1.

#### 4. Distance and Kinematics

The second important parameter is the distance, necessary to determine the current location of the stars and their transversal velocities along with their proper motions. We determine the distance from a quantitative spectral analyse, which provides the effective temperature, gravity and helium abundance. The distance is derived from the atmospheric parameters and the apparent magnitude, by adopting the canonical mass of  $0.48 M_\odot$ .

In most of the cases the stellar spectra from the SDSS provide sufficient S/N and resolution for a quantitative spectral analysis. Furthermore, in some cases they make up

the most reliable data we have. We applied  $\chi^2$ -fitting of synthetic line profiles to the Balmer and helium lines in order to determine the atmospheric parameters and abundances (see Fig. 6). Inevitably, our selection procedure produces some misclassifications, therefore we also ended up with two DA white dwarfs in our sample. All of the subdwarfs have been analysed using fully metal line-blanketed LTE models of solar metallicity (Heber et al. 2000)<sup>3</sup>. Finally spectroscopic distances are calculated using the astrophysical fluxes following Ramspeck et al. (2001). Independent studies showed, that the atmospheric parameters (and hence the distances) depend only little on the choice of the metallicity. Heber et al. (2000) studied the effect by comparing results from models with solar composition to those of 1/100 solar metallicity in a detailed study of high resolution spectra for three sdB stars. The differences are of the order of 200–300 K in  $T_{\text{eff}}$  and 0.03 dex in  $\log g$ , far lower than the uncertainties of our results. Hence, metallicity effects are not significant. The uncertainties of the distance have been determined using a Monte Carlo approach for the input quantities (cf. Tillich et al. 2009, 2010b; Przybilla et al. 2010).

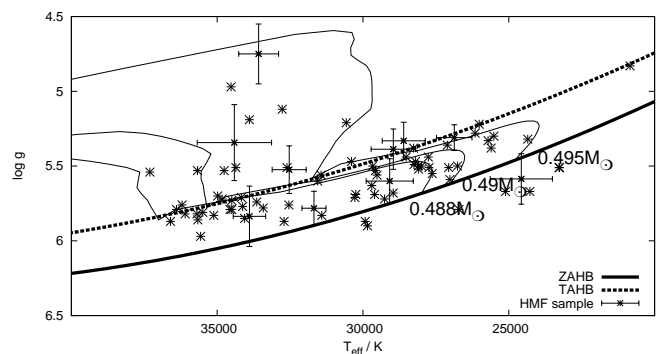
Applying the Galactic potential of Allen & Santillan (1991) we calculated orbits and reconstructed the path of the star with the program of Odenkirchen & Brosche (1992). The distance of the GC from the Sun was adopted to be 8.0 kpc and the Sun’s motion with respect to the local standard of rest was taken from Dehnen & Binney (1998). Based on our data we are not able to draw conclusions on detailed structural properties of different galactic potentials. However, we are able to discuss global effects (see Section 5). The error in space motion is dominated by that of the distance (via the gravity error) and those of the proper motion components<sup>4</sup>. Varying these three quantities within their respective errors we applied a Monte Carlo procedure for the error propagation and to derive the median GRF velocities at the present location and their distribution (see Fig. 8, cf. Tillich et al. 2009, 2010b; Przybilla et al. 2010). We compared our results with the local escape velocities as calculated from the Galactic potential of Allen & Santillan (1991). Furthermore, from kinematic characteristics ( $U$ ,  $V$ , eccentricity  $e$  and the  $z$ -component of the angular momentum  $J_z$ ) we obtained additional information about the population membership of the stars. Following the trajectories backwards in time we can even put constraints on the origin of the stars, applying the same Monte Carlo method.

## 5. Results

Until now about one third of the targets of the MUCHFUSS survey have been observed. Accordingly 39 of them have constant RV within the detection limits. Twelve stars showed proper motions significantly different from zero and have been analysed in detail using quantitative spectroscopy. In Fig. 6 we show a comparison between the observed and the synthetic spectra for two subdwarf stars.

<sup>3</sup> For the DA white dwarfs we used the synthetic models by Koester (2009).

<sup>4</sup> Although some of the second-epoch spectra are of low quality, the RV errors (see Table 1) are irrelevant for the error budget. The distribution of the space velocity is dominated by the errors in the transversal velocity components, which may have uncertainties as large as  $\pm 100 \text{ km s}^{-1}$ .



**Fig. 3.** Comparison of the position of the 10 subdwarfs (with error bars) from HMF project in the  $T_{\text{eff}}$ - $\log g$ -diagram to evolutionary tracks of Dorman et al. (1993) for a metallicity of  $[Fe/H] = -1.48$ . The ZAHB and the TAHB are indicated only from fitting of the tracks. The SPY subdwarf B sample is plotted for reference (Lisker et al. 2005). Note that two subdwarfs lie well above the canonical TAHB and therefore most likely are in a shell-He burning post-EHB stage of evolution.

**Table 3.** Stellar parameters for the remaining stars with PM significantly different from zero.

name	type	$T_{\text{eff}}$ K	$\log g$	$\log n_{\text{He}}/n_{\text{H}}$
J0844+1139	sdB	$28600 \pm 740$	$5.33 \pm 0.12$	$-2.6 \pm 0.4$
J0845+1352	sdB	$24570 \pm 1070$	$5.59 \pm 0.17$	$< -3.0$
J0948+5516	sdB	$33890 \pm 560$	$5.84 \pm 0.20$	$-1.5 \pm 0.2$
J1020+0137	sdB	$28960 \pm 760$	$5.39 \pm 0.14$	$< -3.0$
J1211+1437	sdB	$32530 \pm 580$	$5.52 \pm 0.16$	$-2.9 \pm 0.5$
J1556+4708	sdB	$34410 \pm 1280$	$5.34 \pm 0.25$	$< -3.0$
J1632+2051	sdB	$26870 \pm 610$	$5.31 \pm 0.09$	$-2.1 \pm 0.2$
J1644+4523	sdB	$31680 \pm 410$	$5.78 \pm 0.11$	$-2.9 \pm 0.3$
J2156+0036	sdB	$29080 \pm 810$	$5.60 \pm 0.15$	$-2.5 \pm 0.3$
J2244+0106	sdB	$33580 \pm 680$	$4.75 \pm 0.20$	$-1.5 \pm 0.2$
J0849+1455	DA	$27750 \pm 830$	$7.32 \pm 0.15$	-
J1358+4729	DA	$10640 \pm 110$	$8.10 \pm 0.07$	-

Two stars turned out to be DA white dwarfs rather than sdB stars. The derived stellar parameters are shown in Table 3, while the respective RV can be found in Table 4.

In Fig. 3 we show a  $T_{\text{eff}}$ - $\log g$ -diagram for the 10 subdwarfs in comparison to the reference sample of the SPY sdB stars analysed by Lisker et al. (2005). Obviously 8 of our subdwarf B stars reside on the extended horizontal-branch (EHB) within the respective errors. However, the stars J1556+4708 and J2244+0106 lie well above the EHB, and must therefore be in a post-EHB stage of evolution if they have the canonical mass of  $0.48 M_{\odot}$ . Fig. 3 shows that our subdwarf B sample goes well together with the SPY sample. Based on these parameters we determined the distances, which are given in Table 4. Together with the median space velocity we also obtained the escape velocity in the Galactic potential of Allen & Santillan (1991). To further quantify the kinematics of the stars, we made a comparison with the kinematics of white dwarfs. A sample of 398 white dwarfs from the SPY survey was studied by Pauli et al. (2006). Based on the 3D-orbit, the  $V - U$  di-

**Table 4.** Estimated distance, escape and GRF velocities (median) and local escape velocities for the Galactic potential of Allen & Santillan (1991).

name	dist kpc	$v_{rad}$ km s <sup>-1</sup>	$v_{GRF}$ km s <sup>-1</sup>	$v_{esc}$ km s <sup>-1</sup>
J0844+1139	3.14 ± 0.26	202.7 ± 5.0	202 <sup>+55</sup> <sub>-46</sub>	513
J0845+1352	3.50 ± 0.38	115.1 ± 9.6	230 <sup>+70</sup> <sub>-61</sub>	511
J0948+5516	6.51 ± 0.88	-142.1 ± 8.6	106 <sup>+78</sup> <sub>-35</sub>	490
J1020+0137	4.31 ± 0.39	238.0 ± 8.3	107 <sup>+20</sup> <sub>-13</sub>	513
J1211+1437	6.45 ± 0.68	220.1 ± 9.5	713 <sup>+155</sup> <sub>-139</sub>	507
J1556+4708	11.76 ± 2.03	-385.4 ± 7.4	353 <sup>+174</sup> <sub>-106</sub>	487
J1632+2051	6.09 ± 0.36	-236.1 ± 3.2	275 <sup>+120</sup> <sub>-110</sub>	544
J1644+4523	3.68 ± 0.27	-314.1 ± 4.5	468 <sup>+104</sup> <sub>-90</sub>	534
J2156+0036	5.37 ± 0.54	-177.2 ± 6.5	85 <sup>+58</sup> <sub>-44</sub>	534
J2244+0106	18.29 ± 2.45	-166.0 ± 5.8	200 <sup>+186</sup> <sub>-156</sub>	458
J0849+1455	1.11 ± 0.11	119.0 ± 37.2	354 <sup>+33</sup> <sub>-34</sub>	531
J1358+4729	0.14 ± 0.01	-260.6 ± 14.2	295 <sup>+10</sup> <sub>-11</sub>	541

agram and the  $e$ - $J_z$ -diagram they introduced a kinematic population classification scheme and combined it with age information. They performed a detailed kinematical analysis accounting for errors by means of a Monte Carlo error propagation code, similar to our method. A sample of abundance selected typical main-sequence stars served as reference sample. They derived the  $3\sigma$ -contours for the  $V - U$  diagram on which the kinematic classification is based. For the  $e$ - $J_z$  diagram a “Region B” is defined such that it excludes as many thick-disc stars as possible. The last criterion is the  $\rho$ - $Z$ -diagram, which is used to classify the orbits among the populations by comparing with template Galactic orbits (Pauli et al. 2003). A substantial thick disc fraction of 7% was found, while only 2% of the DAs show characteristic halo properties.

In Fig. 4 we compare our sdB sample to the white dwarf sample of Pauli et al. (2003). All sdB stars lie far away from the thin disc population of the white dwarfs. They are found in those regions of both diagrams where very few white dwarfs lie; only the rare ones belonging to the halo population. The sdB J0845+1352 shows thick disc kinematics (see Fig. 4). Nine sdB stars possess halo characteristics, as they reside clearly outside the  $3\sigma$  thick disc contour in the diagrams. According to the  $e$ - $J_z$  diagram, the sdBs can be divided into two subgroups. Furthermore, the 3D-orbits (see Fig. 5 for examples of an G1 and a G2 star, respectively) are all clearly favour a halo membership. However, for 10 stars at least two of three indications are present, which renders them as halo stars, following Pauli et al. (2006). In the  $e$ - $J_z$  diagram the cluster of subdwarfs with high eccentricities at  $J_z \approx 0$  clearly catches one’s eye. We call this cluster “group 1” (G1), as the respective stars share similar kinematic properties. They have nothing to do with the disc rotation and show only marginal velocity components in the direction of the Galactic plane. Such a behaviour is very typical of halo objects, as they travel mainly perpendicular through the disc. Four subdwarfs have very negative angular momenta, which means that they are on retrograde orbits. This group of subdwarfs we term “group 2” (G2).

The two targets with the highest measured PMs turned out to be DA white dwarfs. In fact, J1358+4729 was discovered and analysed already by Eisenstein et al. (2006). They derived atmospheric parameters ( $T_{\text{eff}} = 10635 \pm 61$  K,  $\log g = 8.16 \pm 0.053$ ), which are perfectly consistent with our values. J1358+4729 shows thick disc kinematics (see Fig. 4) according to both diagrams and does not belong to the halo population. The other white dwarf J0849+1455 has not been analysed before, except for a proper motion study by Evans (1992), and belongs to the halo population (see Fig. 4). In their last orbits their trajectories never came close to the central part of the Galaxy.

### 5.1. J1211+1437: extreme halo or hyper-velocity star

According to the kinematic analysis presented above the sdB star J1211+1437 shows the most extreme kinematics in G2 of retrograde orbit stars, as it lies far away from the other stars in the kinematic diagrams.

#### J1211+1437 – a HVS candidate

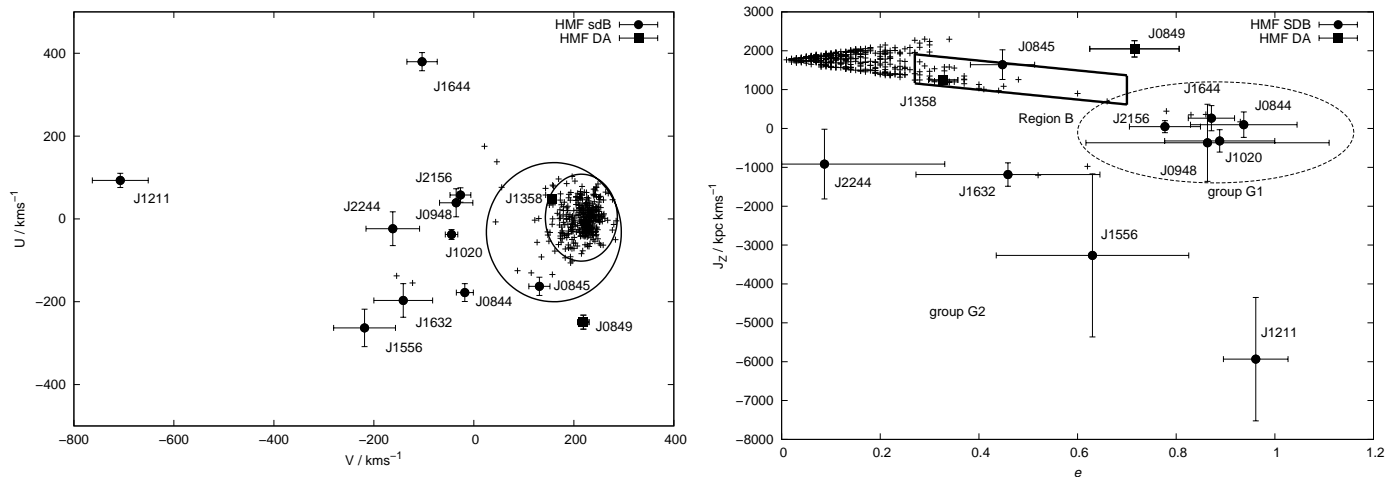
The Galactic rest-frame velocity of J1211+1437 is so high ( $v_{GRF} = 713^{+155}_{-139}$  km s<sup>-1</sup>, see Fig 8) that it exceeds the local Galactic escape velocity of  $v_{esc} = 507$  km s<sup>-1</sup> if we adopt the Galactic potential of Allen & Santillan (1991). J1211+1437 is a HVS candidate that could have been ejected from the Galactic centre by the Hills mechanism. In order to test this hypothesis we traced the trajectory back to zero Galactic latitude.

As can be seen from Fig. 7 J1211+1437 does not originate in the GC. Its place of origin is more likely to lie in the Galactic disc, where no SMBH is known to exist. Hence, the Hills (1988) slingshot mechanism can be excluded.

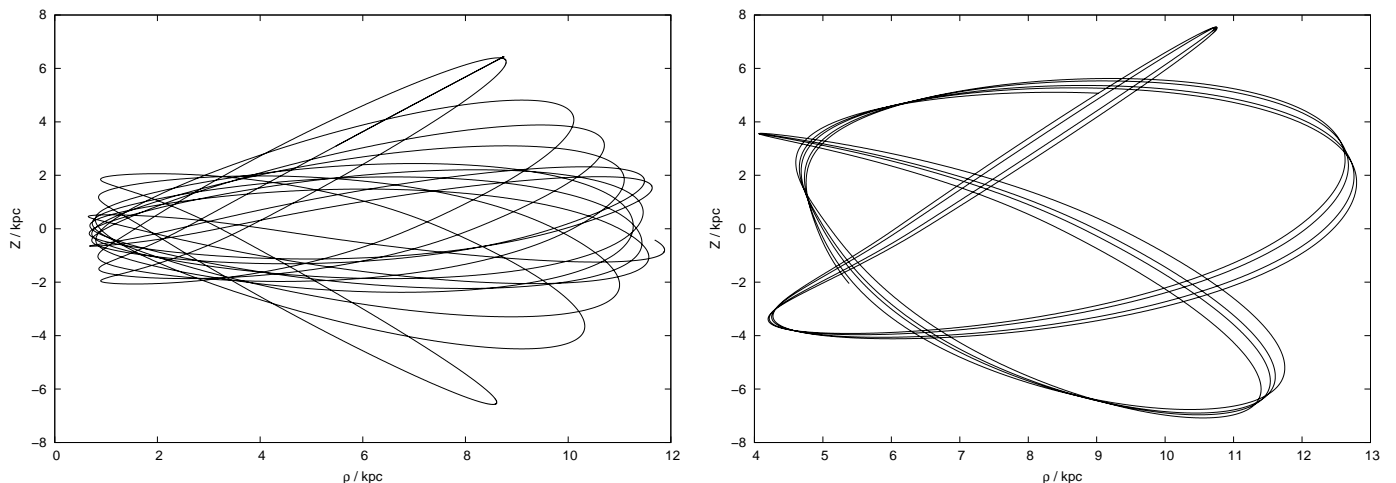
The ejection velocity for that star, if it would have belonged to a co-rotating disc population, is about  $v_{ej} \approx 550$  km s<sup>-1</sup>. Hence the star might have been ejected from the Galactic disc as a run-away star.

#### J1211+1437 and the dark matter halo

If, however, J1211+1437 is an old halo star that experienced several disc passages the star has to be bound to the Galaxy. This can only be achieved if the Dark Matter halo is more massive than the adopted one in the potential of Allen & Santillan (1991). In general the kinematics of the most extreme stars provide the best constraints on the mass of the dark halo (Wilkinson & Evans 1999). Przybilla et al. (2010) found a population II BHB star travelling towards us at such a high speed that a dark matter halo mass of at least  $1.7 \times 10^{12} M_{\odot}$  is required to keep the star bound to the Galaxy. This value is considerably larger than adopted by Allen & Santillan (1991). Therefore numerical experiments were carried out in which the Galactic potential was modified by increasing the mass of the dark matter halo. This constrains the total Galactic mass to exceed  $M_{\text{total}}^{\text{new}} = 2.0 \pm^{+2.4}_{-1.2} \times 10^{12} M_{\odot}$ . The errors are based on the Monte Carlo distribution of the space velocity. Although the uncertainties are large, our value is perfectly consistent with other proper motion based kinematic mass estimates (Przybilla et al. 2010; Sakamoto et al. 2003; Wilkinson & Evans 1999), which also support a high-mass Galactic halo. However, it has to be stressed that this con-



**Fig. 4.**  $V$ - $U$  (left) and  $e$ - $J_z$  diagram (right) for our 12 targets. The white dwarf sample (+) of Pauli et al. (2006) serves as reference. The solid ellipses render the  $3\sigma$ -thin and thick disc contours, while the solid box marks the thick disc region (Region B). Note that 10 of our targets are outside of the regions for the two disc populations in both diagrams, but form two distinct groups. The 5 stars inside the dashed ellipse are called group 1 (G1), while the stars with negative  $J_z$  are defined as group 2 (G2).



**Fig. 5.**  $\rho$ - $Z$ -diagrams for the two group representatives, J1020+0137 (group 1, left) and J1632+2051 (group 2, right).

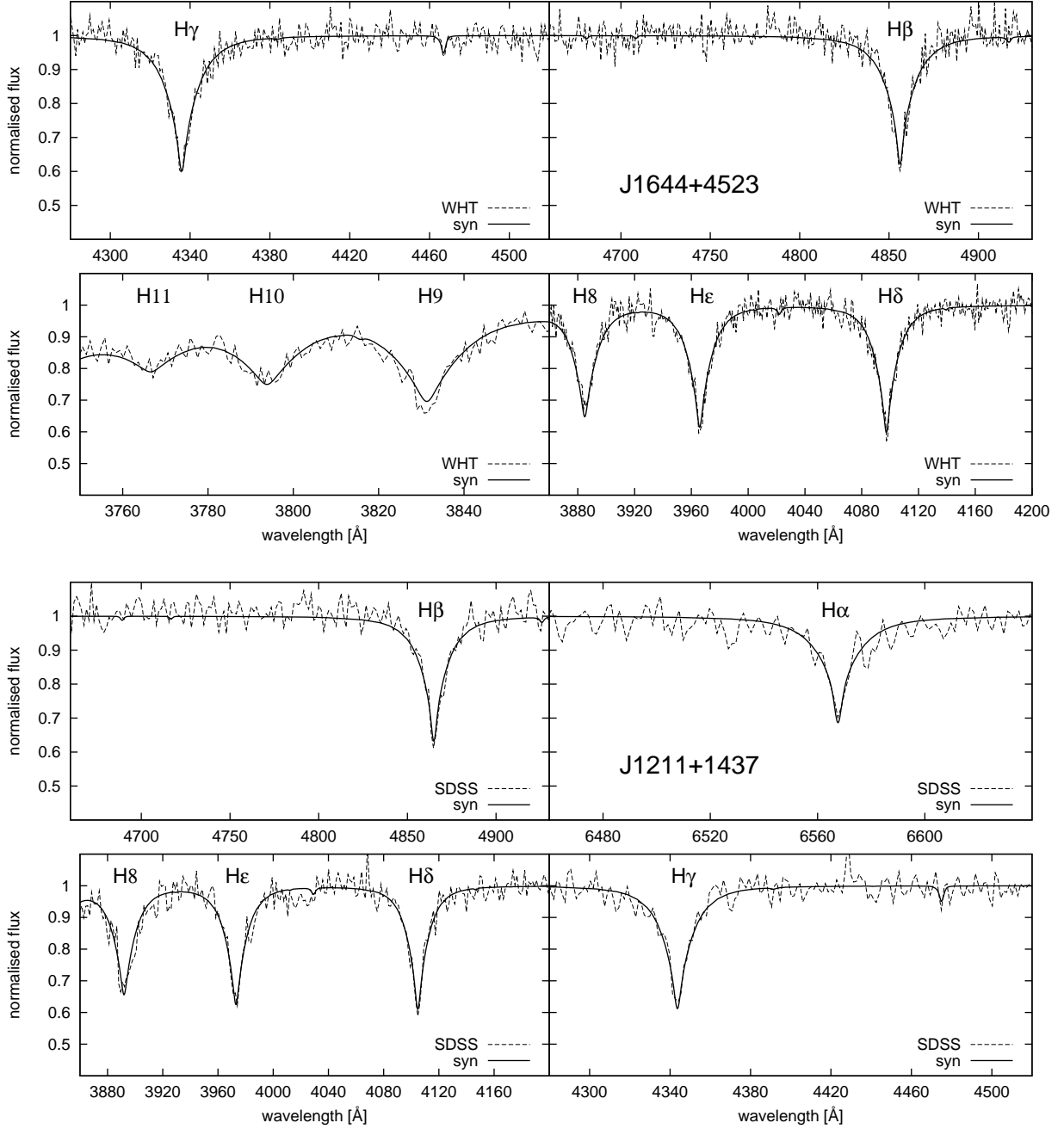
clusion can only be drawn, if the orbit of J1211+1437 is bound<sup>5</sup>.

### 5.2. J1644+4523 - the fastest G1 object

Another star that is worth closer inspection is the sdB star J1644+4523, which belongs kinematically to the G1 group. The star is heading towards us and therefore must be bound. It is the second fastest hot subdwarf of the halo population. We measured a GRF velocity of  $v_{\text{GRF}} = 468_{-90}^{+104} \text{ km s}^{-1}$ , which is below the escape velocity of  $v_{\text{esc}} = 534 \text{ km s}^{-1}$  in the Galactic potential of Allen & Santillan (1991). As for J1211+2423 we might consider alternatively that the star was ejected as a run-away star. We calculated the trajectory backwards into the past and found that

<sup>5</sup> The rest of the sample is bound to the Galaxy, although the subdwarfs J1556+4708 and J1644+4523 might exceed the Galactic escape velocity if their respective errors (see Table 4) are taken into account and the Galactic potential of Allen & Santillan (1991) is applied.

the star might have originated in the Galactic bulge (GB), which can be seen from Fig. 9. The last pericenter passage occurred at a distance of only  $\sim 0.5 \pm 1.0 \text{ kpc}$  from the Galactic centre (see Fig. 7) and the apocenter distance of the star's trajectory is located far out in the halo at  $\sim 115 \text{ kpc}$ . The high ejection velocity of  $v_{\text{ej}} = 597 \text{ km s}^{-1}$  could possibly be consistent with the ejection by the SMBH in the GC, as the error ellipse encloses the GC (see Fig. 7). The time-of-flight (TOF) is much longer ( $TOF = 1.27 \text{ Gyr}$ ) than the helium core burning phase lasts ( $\approx 200 \text{ Myr}$ ). This means that J1644+4523 evolved to a subdwarf a long time after it was possibly ejected from the GB. This is very problematic, as EHB stars most likely require a binary interaction scenario to form (Han et al. 2003). In this case the ejection by the SMBH would disrupt any initial binary and the sdB cannot form. One solution could be a shorter TOF. The kinematic analysis of J1211+2423 indicated that the dark matter halo may be more massive than assumed in the Galactic potential of Allen & Santillan (1991). Therefore we repeated the kinematical calculations for a higher dark



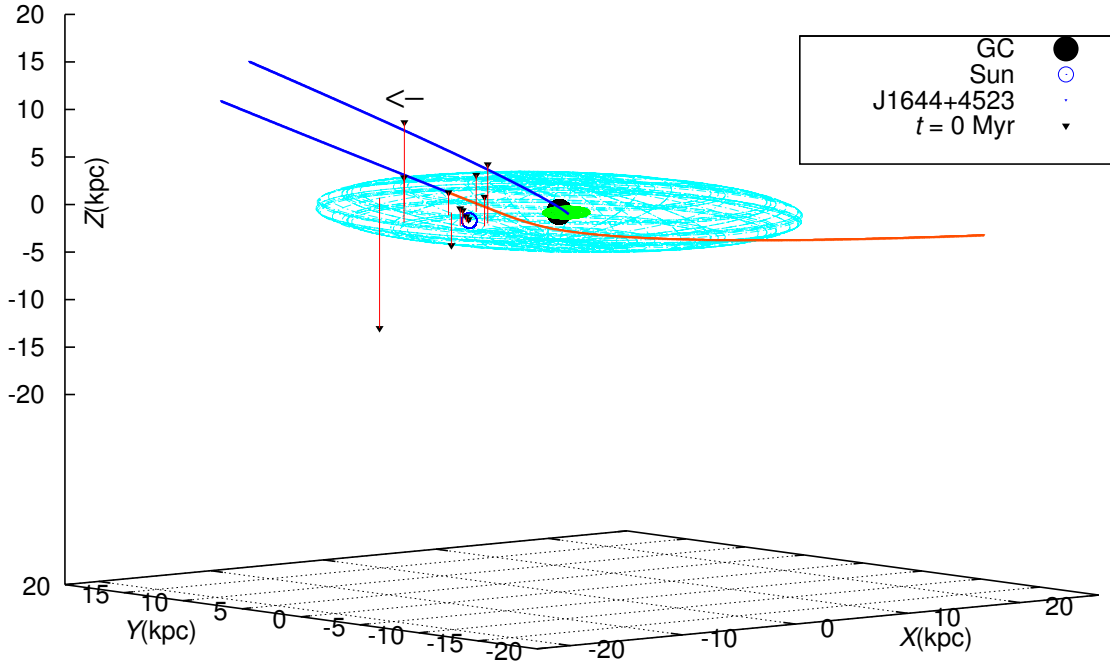
**Fig. 6.** Comparison between the synthetic model with the observed spectrum (WHT/SDSS) for the sdBs J1644+4523 (top) and J1211+1437 (bottom). The overall agreement is good.

halo mass and adopted  $M_{\text{halo}}^{\text{new}} = 3.4 \times 10^{12} M_{\odot}$  as suggested by Abadi et al. (2009) with a mass distribution out to 100 kpc, following Allen & Santillan (1991). The place of the last disc intersection remained almost unchanged but the time-of-flight is strongly reduced to  $TOF = 145$  Myr, which is consistent with the lifetime of hot subdwarfs. Hence, in a high-mass halo the star could have been ejected as subdwarf and did not have to evolve after the ejection. In that case the last pericenter passage occurred at a slightly higher distance of  $\sim 0.65$  kpc from the Galactic centre and the apocenter distance of the stars trajectory is located in the halo at only  $\sim 22$  kpc.

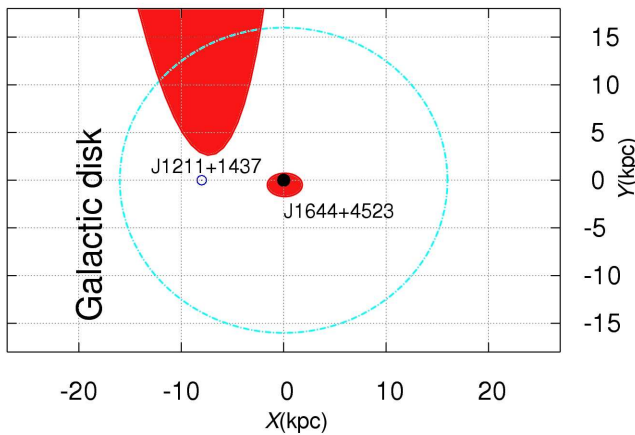
### 5.3. The entire sdB sample

Hence we consider it worthwhile to inspect the run-away scenario for all target sdB stars by taking a closer look at their trajectories from the Galactic plane to their present location in the Galactic halo. Fig. 11 displays the areas in the plane from which the stars could have originated for the kinematic group G1 (top) and G2 (bottom). As can be seen the G1 stars would originate from the inner Galactic disc or bulge, in particular J1644+4523, whereas the G2 stars

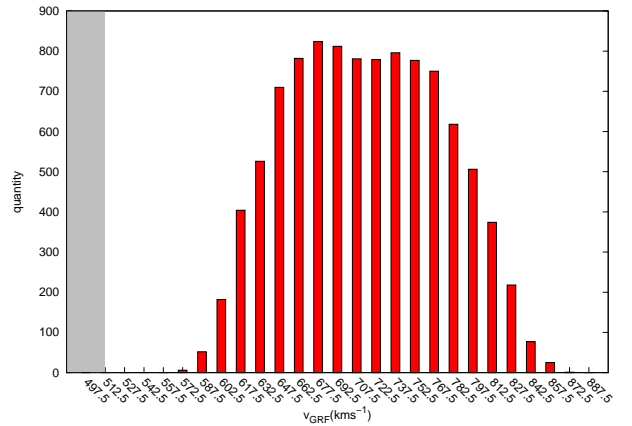




**Fig. 9.** 3D plot of the current positions of our 12 stars (black triangles) relative to the Galactic Disk (grey), showing also the trajectory for J1644+4523 and the area of potential origin (dark grey).



**Fig. 7.** Intersection region of the subdwarfs' past trajectories for J1211+1437 and J1644+4523 with the GD in order to conclude on their origin (grey region). For orientation the position of the sun is marked as well.

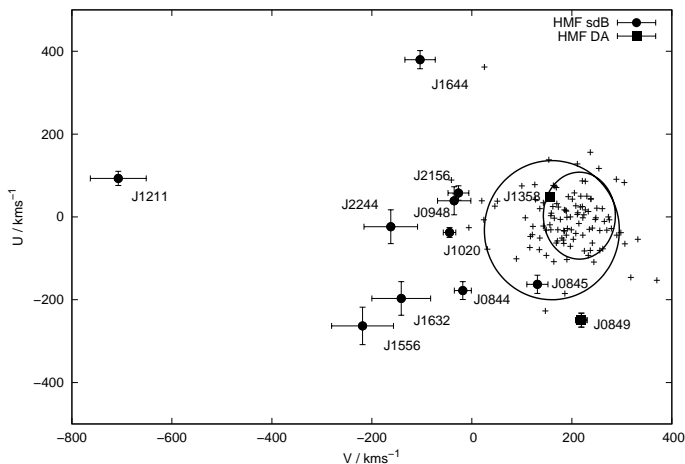


**Fig. 8.** Galactic restframe velocity distribution for J1211+1437 derived from a Monte Carlo procedure with a depth of 10,000 (cp. Tillich et al. 2009, 2010b; Przybilla et al. 2010). The gray shaded area indicate the velocities for which the star is bound in the potential of Allen & Santillan (1991).

(except J1632+2051) would come from the outer disc<sup>6</sup>. The case of J1211+1437 demonstrates that some of our targets could possibly be ejected run-away stars. If so the places of plane crossings of the G1 stars would not rule out an origin in the Galactic centre (except for J0120+0137). However,

<sup>6</sup> The remaining thick disc subdwarf J0845+1352 shows a trajectory, which intersects within the Galactic disc.

a Galactic centre origin of the G2 stars is excluded as their potential places of origin do not include the central part of the Galaxy.



**Fig. 10.** Kinematic V-U diagram for the programme sdB stars in comparison with the sample (+ signs) of Altmann et al. (2004). The solid ellipses render the  $3\sigma$ -thin and thick disc contours of Pauli et al. (2006).

#### 5.4. Kinematics of hot subdwarfs

Up to now, the only 3D kinematical study of such sdBs in the field was performed by Altmann et al. (2004). From a sample of 114 sdBs they found 15 to have orbits, which differ considerably from disc orbits, while the vast majority is consistent with the disc population. Altmann et al. (2004) noticed that their sample may contain close binary stars that are radial velocity variable, because the fraction is known to be about 40%. At the time of writing several stars of their sample had not been checked for radial velocity variability, but have been shown to be RV variable later on. We do not correct for this effect.

We compare the kinematical properties in the  $V$ - $U$ -plane of their sample to ours in Fig. 10. Applying the criteria of Pauli et al. (2006) the vast majority of the Altmann et al. (2004) sample belong to the thin disc, with about two dozen thick disc and a dozen halo stars. The most eye-catching difference between the two samples in Fig. 10 is the absence of stars with rapid retrograde orbits, i.e. our class G2. Only very few halo sdBs in the sample of Altmann et al. (2004) would be classified as G1 (showing essentially no Galactic rotation). However, our sample lacks stars with large positive  $V$  velocities.

When comparing the two samples we have to consider that the stars in the sample of Altmann et al. (2004) are much brighter and, hence, nearer by than those in our sample. Consequently, we probe a much larger volume of space.

## 6. Summary and conclusion

Thirty-nine high-velocity faint blue stars have been identified from the MUCHFUSS survey. We were able to measure proper motions significantly different from zero for 12 of them by determining positions of 60 years time base. Quantitative spectral analyses were performed to derive their distances. From an investigation of their kinematics nine sdB stars were identified as halo members and one as belonging to the thick disc. The two remaining stars turned out to be white dwarfs in the halo and the thick disc, respectively. Two distinctive kinematic groups among

the sdB stars emerged: the normal halo subdwarfs (G1) with low Galactic rotation and the extreme halo subdwarfs (G2) on highly-eccentric retrograde orbits.

The extreme halo star J1211+1437 is of particular interest as it would be unbound to the Galaxy if the standard Galactic potential was applied. Hence it would be the second HVS among the hot subdwarfs and the first one of spectral type sdB. However, assuming the star is a population II object bound to the Galaxy, we can derive a lower limit to the mass of the dark matter halo of  $2 \times 10^{12} M_{\odot}$ . Other stars, J1644+4523 in particular, that are approaching the Earth have to be bound to the Galaxy and therefore might provide constraints on the dark matter mass.

The existence of two kinematically distinct groups indicates different origins. In the ejection scenario the class G1 stars would originate from the inner Galaxy, whereas the G2 ones would come from its outer parts. However, if some of the sdB stars in our sample were run-away stars, we have to find an ejection mechanism. The G1 stars (except J0120+0137) may originate from the Galactic centre and the SMBH slingshot mechanism might work for them. For the G2 stars an origin in the Galactic centre can be excluded. Hence we have to find another mechanism to explain their origin.

Kinematic studies among massive B-type stars indicate that variations of the typical runaway-scenario might provide an answer (Heber et al. 2008; Irrgang et al. 2010). Conveniently, sdBs most likely require a binary interaction scenario to form (Han et al. 2003). In principle one can think of a variation of the RLOF mechanism as suggested by Nelemans & Tauris (1998) in the context of the formation of undermassive white dwarfs. If the subdwarf's RGB progenitor is losing its envelope to a massive white dwarf, an asymmetric accretion induced collapse could occur. The system can then be disrupted, with the accretor leaving the system as a high-velocity neutron star. As computed by Marietta et al. (2000), the companions SN explosion does not have to happen at the tip of the RGB for the envelope to be lost and the core to end up as an sdB star. In their calculations, the SN explosion itself can strip 96 to 98% of the envelope from an RGB star, effectively leaving a naked He core. If the core is massive enough for helium burning it can experience a late core He flash, and end up as a single EHB star. As pointed out by Østensen (2009), in both these cases the abandoned subdwarf would end up single and in an unusual galactic orbit.

Recently, Wang & Han (2009) and Justham et al. (2009) suggested a single degenerate SN Ia scenario to explain the formation of the helium sdO US 708. Accordingly, a white dwarf accretes matter from an helium star in a close binary system. After exceeding the Chandrasekhar mass-limit, the white dwarf explodes as a type Ia supernova. The orbital period has shrunk to about 1h and the corresponding orbital velocity of the hot He-sdO companion may exceed  $500 \text{ km s}^{-1}$ . After the explosion of the primary, the binary is disrupted and the sdO companion is released at its orbital velocity. In addition it may be speeded up by the SN kick. However, all our programme stars are sdB stars, which retain a hydrogen-rich envelope of  $10^{-4}$  to  $10^{-2} M_{\odot}$ . Hence, it appears unlikely that the scenario applies to high-velocity sdB stars.

As some globular clusters are known to host sdB stars, ejection from such clusters may give rise to high-velocity sdB stars. Alternatively, the programme stars may stem

from the disruption of a satellite galaxy in the Galactic halo.

We shall extend our study as the MUCHFUSS survey proceeds. As demonstrated, the high-velocity hot subdwarfs are important tools to constrain the mass of the Galactic dark matter halo. Its full potential will develop once the GAIA mission will provide much more accurate distances and proper motions.

*Acknowledgements.* A.T., S.G. and H.H. are supported by the Deutsche Forschungsgemeinschaft (DFG) through grants HE1356/45-1, HE1356/49-1, and HE1356/44-1, respectively. Travel to the DSAZ (Calar Alto, Spain) was supported by DFG under grants HE1356/48-1 and HE1356/50-1.

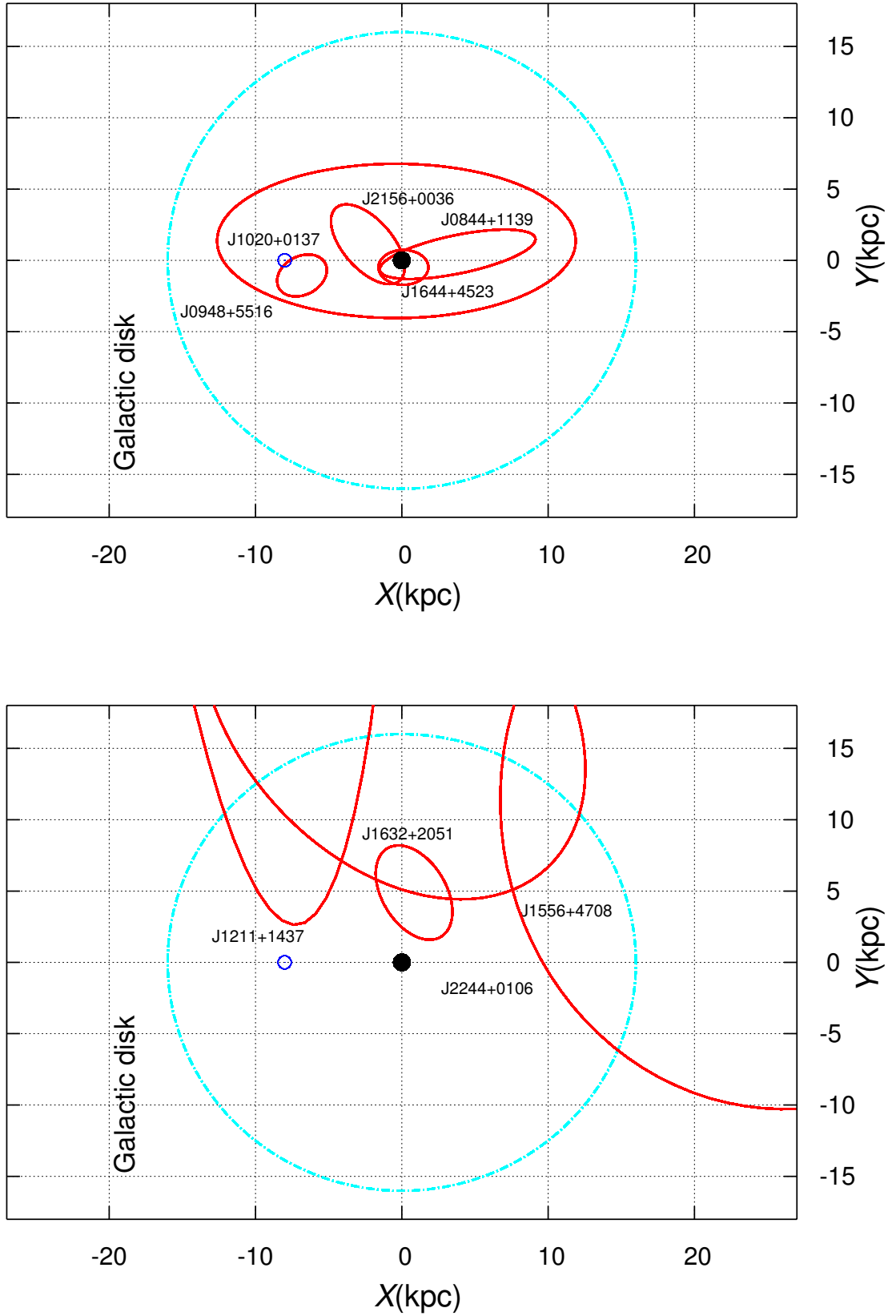
R.H.Ø has received funding from the European Research Council under the European Community's Seventh Framework Programme (FP7/2007–2013)/ERC grant agreement N<sup>o</sup>227224 (PROSPERITY), as well as from the Research Council of K.U.Leuven grant agreement GOA/2008/04.

We thank Detlev Koester, who provided the models for the white dwarfs. R.-D.S. thanks Doug Finkbeiner for his help accessing the SDSS data at Princeton University.

Funding for the SDSS and SDSS-II has been provided by the Alfred P. Sloan Foundation, the Participating Institutions, the National Science Foundation, the U.S. Department of Energy, the National Aeronautics and Space Administration, the Japanese Monbukagakusho, the Max Planck Society, and the Higher Education Funding Council for England. The SDSS Web Site is <http://www.sdss.org/>.

## References

- Abadi, M. G., Navarro, J. F., & Steinmetz, M. 2009, *ApJ*, 691, L63
- Allen, C. & Santillan, A. 1991, *Rev. Mex. Astr. Astrofis.*, 22, 255
- Altmann, M., Edelmann, H., & de Boer, K. S. 2004, *A&A*, 414, 181
- Battaglia, G., Helmi, A., Morrison, H., et al. 2005, *MNRAS*, 364, 433
- Brown, T. M., Smith, E., Ferguson, H. C., et al. 2008, *ApJ*, 682, 319
- Brown, W. R., Geller, M. J., & Kenyon, S. J. 2009, *ApJ*, 690, 1639
- Brown, W. R., Geller, M. J., Kenyon, S. J., & Kurtz, M. J. 2005, *ApJ*, 622, L33
- Brown, W. R., Geller, M. J., Kenyon, S. J., Kurtz, M. J., & Bromley, B. C. 2007, *ApJ*, 660, 311
- Carlsberg-Meridian-Catalog. 2006, Copenhagen Univ. Obs., Inst. of Astr., Cambridge, UK, Real Inst. y Obs. de la Armada en San Fernando, 1304, 0
- Cutri, R. M., Skrutskie, M. F., van Dyk, S., et al. 2003, 2MASS All Sky Catalog of point sources.
- Dehnen, W. & Binney, J. J. 1998, *MNRAS*, 298, 387
- Dorman, B., Rood, R. T., & O'Connell, R. W. 1993, *ApJ*, 419, 596
- Edelmann, H., Napiwotzki, R., Heber, U., Christlieb, N., & Reimers, D. 2005, *ApJ*, 634, L181
- Eisenstein, D. J., Liebert, J., Harris, H. C., et al. 2006, *ApJS*, 167, 40
- Evans, D. W. 1992, *MNRAS*, 255, 521
- Finkbeiner, D. P., Padmanabhan, N., Schlegel, D. J., et al. 2004, *AJ*, 128, 2577
- Geier, S., Tillich, A., Heber, U., et al. 2010a, *A&A*
- Geier, S., Tillich, A., Heber, U., et al. 2010b, *A&A*
- Green, R. F., Schmidt, M., & Liebert, J. 1986, *ApJS*, 61, 305
- Hambly, N. C., MacGillivray, H. T., Read, M. A., et al. 2001, *MNRAS*, 326, 1279
- Han, Z., Podsiadlowski, P., Maxted, P. F. L., & Marsh, T. R. 2003, *MNRAS*, 341, 669
- Heber, U. 1986, *A&A*, 155, 33
- Heber, U. 2009, *ARA&A*, 47, 211
- Heber, U., Edelmann, H., Napiwotzki, R., Altmann, M., & Scholz, R.-D. 2008, *A&A*, 483, L21
- Heber, U., Reid, I. N., & Werner, K. 2000, *A&A*, 363, 198
- Hills, J. G. 1988, *Nature*, 331, 687
- Hirsch, H. A., Heber, U., O'Toole, S. J., & Bresolin, F. 2005, *A&A*, 444, L61
- Irrgang, A., Przybilla, N., Heber, U., Nieva, M. F., & Schuh, S. 2010, *ApJ*, 711, 138
- Jordi, K., Grebel, E. K., & Ammon, K. 2006, *A&A*, 460, 339
- Justham, S., Wolf, C., Podsiadlowski, P., & Han, Z. 2009, *A&A*, 493, 1081
- Koester, D. 2009, *A&A*, 498, 517
- Lawrence, A., Warren, S. J., Almaini, O., et al. 2007, *MNRAS*, 379, 1599
- Lisker, T., Heber, U., Napiwotzki, R., et al. 2005, *A&A*, 430, 223
- Marietta, E., Burrows, A., & Fryxell, B. 2000, *ApJS*, 128, 615
- McMahon, R. G., Irwin, M. J., & Maddox, S. J. 2000, *VizieR Online Data Catalog*, 1267, 0
- Napiwotzki, R. 2008, in *Astronomical Society of the Pacific Conference Series*, Vol. 391, *Hydrogen-Deficient Stars*, ed. A. Werner & T. Rauch, 257–+
- Navarro, J. F., Frenk, C. S., & White, S. D. M. 1996, *ApJ*, 462, 563
- Navarro, J. F., Frenk, C. S., & White, S. D. M. 1997, *ApJ*, 490, 493
- Nelemans, G. & Tauris, T. M. 1998, *A&A*, 335, L85
- Odenkirchen, M. & Brosche, P. 1992, *Astron. Nachr.*, 313, 69
- Østensen, R. H. 2009, *Communications in Asteroseismology*, 159, 75
- Pauli, E., Napiwotzki, R., Altmann, M., et al. 2003, *A&A*, 400, 877
- Pauli, E., Napiwotzki, R., Heber, U., Altmann, M., & Odenkirchen, M. 2006, *A&A*, 447, 173
- Przybilla, N., Tillich, A., Heber, U., & Scholz, R. 2010, *ApJ*, 718, 37
- Ramspeck, M., Heber, U., & Moehler, S. 2001, *A&A*, 378, 907
- Roeser, S., Demleitner, M., & Schilbach, E. 2010, *AJ*, 139, 2440
- Sakamoto, T., Chiba, M., & Beers, T. C. 2003, *A&A*, 397, 899
- Smith, M. C., Ruchti, G. R., Helmi, A., et al. 2007, *MNRAS*, 379, 755
- Steinmetz, M., Zwitter, T., Siebert, A., et al. 2006, *AJ*, 132, 1645
- Tillich, A., Geier, S., Heber, U., et al. 2010a, *Ap&SS*, 117
- Tillich, A., Przybilla, N., Scholz, R., & Heber, U. 2009, *A&A*, 507, L37
- Tillich, A., Przybilla, N., Scholz, R., & Heber, U. 2010b, *A&A*, 517, A36+
- Wang, B. & Han, Z. 2009, *A&A*, 508, L27
- Wilkinson, M. I. & Evans, N. W. 1999, *MNRAS*, 310, 645
- Xue, X. X., Rix, H. W., Zhao, G., et al. 2008, *ApJ*, 684, 1143
- York, D. G., Adelman, J., Anderson, Jr., J. E., et al. 2000, *AJ*, 120, 1579



**Fig. 11.** Intersection region of the halo subdwarfs' past trajectories with the GD in order to conclude on their origin. Note that in the group G1, 4 out of 5 subdwarfs are consistent with a GC origin (*top*). In the extreme group G2 we found 3 subdwarfs, which might originate in the outer Galactic rim (*bottom*) and have been likely produced by supernova runaway ejection. For orientation the position of the sun is marked as well.