

The Jet in M87 from e-EVN Observations

G. Giovannini^{1,2}, C. Casadio^{1,2}, M. Giroletti¹, M. Beilicke³, A. Cesarini⁴, and H. Krawczynski³

¹ Istituto di Radioastronomia-INAf, via Gobetti 101, 40129 Bologna, Italy

² Dipartimento di Astronomia, via Ranzani 1, 40127 Bologna, Italy

³ Department of Physics, Washington University, St. Louis, MO 63130, USA

⁴ School of Physics, National University of Ireland Galway, University Road, Galway, Republic of Ireland

Abstract. One of the most intriguing open questions of today’s astrophysics is the one concerning the location and the mechanisms for the production of MeV, GeV, and TeV gamma-rays in AGN jets. M87 is a privileged laboratory for a detailed study of the properties of jets, owing to its proximity, its massive black hole, and its conspicuous emission at radio wavelengths and above. We started on November 2009 a monitoring program with the e-EVN at 5 GHz, during which two episodes of activity at energy $E > 100$ GeV have occurred. We present here results of these multi-epoch observations. The inner jet and HST-1 are both detected and resolved in our datasets. One of these observations was obtained at the same day of the first high energy flare. A clear change in the proper motion velocity of HST-1 is present at the epoch ~ 2005.5 . In the time range 2003 – 2005.5 the apparent velocity is subluminal, and superluminal ($\sim 2.7c$) after 2005.5.

1. Introduction

The giant radio galaxy Messier 87 (M87), also known as 3C 274 or Virgo A, is one of the best studied radio sources and a known γ -ray-emitting AGN. It is located at the center of the Virgo cluster of galaxies at a distance = 16.7 Mpc, corresponding to an angular conversion 1 mas = 0.081 pc. The massive black hole at the M87 center has an estimated mass = 6×10^9 solar masses, with a scale of 1 mas = 140 R_S . The bright jet is well resolved in the X-ray, optical, and radio wave bands.

The jet is characterized by many substructures and knots. In 1999 HST observations revealed a bright knot at about 1” from the core, named HST-1. This feature is active in the radio, optical, and X-ray regimes. It was discussed by Perlman et al. (1999), who compared optical and radio images. Biretta et al. (1999) measured in

the range 1994-1998 a subluminal speed = 0.84c for the brightest structure (HST-1 East), which appears to emit superluminal features moving at 6c. However this motion was measured in regions on a larger scale with respect to the VLBI structures discussed here.

VLBI observations of the M87 inner region show a well resolved, edge-brightened jet structure. At very high resolution (43 and 86 GHz) near to the brightest region the jet has a wide opening angle, and we refer to the many published papers which discuss the possible presence of a counter-jet and the location of the radio core (see e.g. Junor et al., 1999; Krichbaum et al., 2005; Ly et al., 2007; Kovalev et al., 2007).

Very High Energy (VHE) γ -ray emission was reported by the High Energy Gamma-Ray Astronomy (HEGRA) collaboration in 1998/99 (Aharonian et al., 2003), confirmed by the High Energy Stereoscopic System (HESS) in 2003-2006 (Aharonian et al., 2006), and by VERITAS in 2007 (Acciari et al., 2008). Coordinated intensive campaigns have permitted to detect the source again in 2008 (Acciari et al., 2009) and as recently as February and April 2010 (Mariotti, 2010; Ong, 2010). Steady emission at MeV/GeV energies has also been detected by *Fermi*/LAT (Abdo et al., 2009).

Various models have been proposed to explain the multi-wavelength emission and in particular to constrain the site of the VHE emission in M87. The inner jet region was favoured by the observed short TeV variability timescales (Aharonian et al., 2006). The VHE emission could then be produced in the BH magnetosphere (Neronov & Aharonian, 2007) or in the slower jet layer (Tavecchio & Ghisellini, 2008), with the spine accounting for the emission from the radio to the GeV band; this would lead to a complex correlation between the TeV component and the lower energy ones.

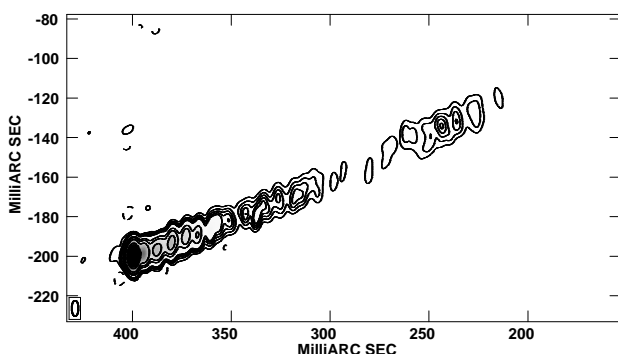


Fig. 1. e-EVN image at 5 GHz of the inner jet of M87, February 10th, 2010 epoch. The HPBW is 8×3.4 mas. Levs are -2 2 4 6 8 10 30 50 100 300 500 1000 1500 mJy/beam

However, VLBA observations at 1.7 GHz (Cheung et al., 2007) resolved HST-1 in substructures with superluminal components. Aharonian et al. (2006) discussed that HST-1 cannot be excluded as a source of TeV γ rays, however they conclude that the more promising possibility is that the site of TeV γ -ray production is the nucleus of M87 itself. Comparing multifrequency data Harris et al. (2008) suggested that the TeV emission from M87 was originated in HST-1.

Finally, Acciari et al. (2009) reported rapid TeV flares from M87 in February 2008, associated by an increase of the radio flux from the nucleus, while HST-1 was in a low state, thus concluding that the TeV flares originate in the core region.

In this context we started at the end of 2009 a program to observe with the e-EVN M87 at 5 GHz to study the properties of the M87 core, jet, and HST-1 structure.

2. Observations and Data Reduction

Our original monitoring schedule included four epochs at 5 GHz, to be carried out before and during the season of visibility from the TeV telescopes, namely on 2009 November 19, 2010 January 27, February 10, and March 28. Following the February (Mariotti, 2010) and April (Ong, 2010) high energy events, three more epochs have been added on 2010 March 6, May 25, and June 9 as Target of Opportunity (ToO) observations.

The observations have been carried out in eVLBI mode, with data acquired by EVN radio telescopes, directly streamed to the central data processor at JIVE, and correlated in real-time. The observing frequency of 5 GHz was chosen to simultaneously grant a large field of view and a high angular resolution. For observations taking advantage of the long baselines provided by the Arecibo and Shanghai telescopes, our clean beam with uniform weights is about 2.0×0.9 mas in PA -25° .

As a result of the large bandwidth (a rate of 1 Gbps was sustained by most stations), long exposure (up to 6 hours per epoch), and extended collecting area, the rms noise in our images is mostly dynamic range limited. As an average value, we can quote $0.5 - 0.8$ mJy beam $^{-1}$ in the nuclear region and $0.1 - 0.2$ mJy beam $^{-1}$ in the HST-1 region. We present here preliminary results from the first 5 epochs. The reduction of May 25th data is still in progress.

3. Results

3.1. The inner jet region

In Fig. 1 we show the image obtained on Feb. 10th, 2010 of the core and inner jet region of M87. The jet orientation and velocity has been discussed in many papers comparing observational data on the jet brightness and proper motion. Recently Acciari et al. (2009) assumed as a likely range $\theta = 15 - 25$ deg.

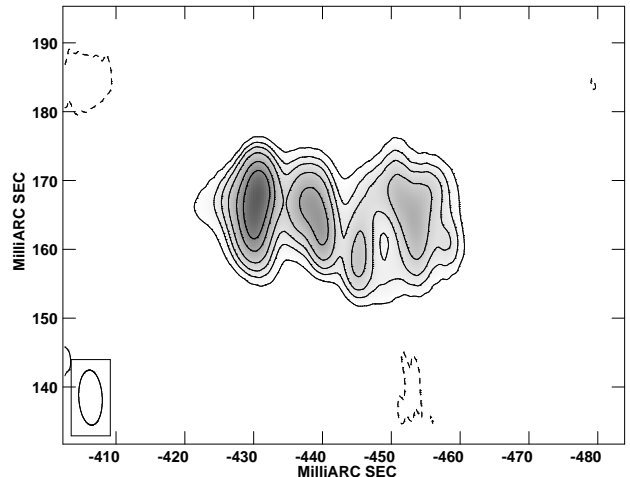


Fig. 2. e-EVN image at 5 GHz of HST-1, January 27th, 2010 epoch. The HPBW is 8×3.4 mas. Levs are -0.3 0.3 0.5 0.7 1 1.5 2 3 mJy/beam

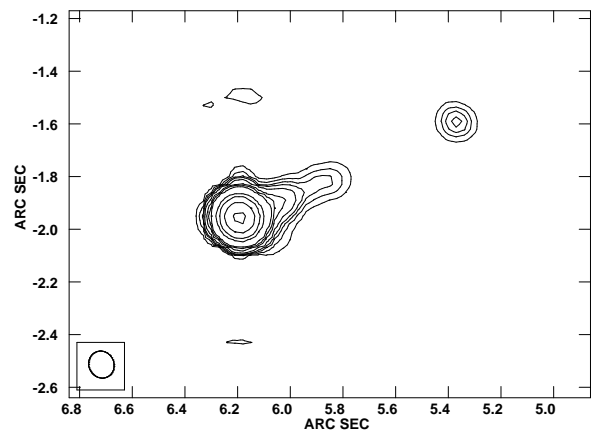


Fig. 3. VLA image at 15 GHz of the inner jet of M87 obtained on November 2008. The HPBW is 0.10 arcsec. Levs are 5 10 15 20 30 50 70 100 300 500 1000 2000 mJy/beam

We used our images to search for evidence of a possible proper motion, comparing different epoch position of jet substructures and subtracting images at different epochs (with the same grid, angular resolution and similar uv-coverage) to look for possible systematic trends. No evidence was found in anycase.

From the jet/counter-jet brightness ratio we derive that $\beta \cos \theta > 0.82$ which implies $\theta < 35^\circ$.

To better constrain the jet velocity and orientation we assume that the jet limb-brightened structure is due to a velocity structure: a fast inner spine and a relatively slow external shear layer. In a range of θ it is possible that the Doppler factor of the slower external regions is higher than the Doppler factor of the fast spine. Therefore the apparent brightness of the spine can appear fainter than

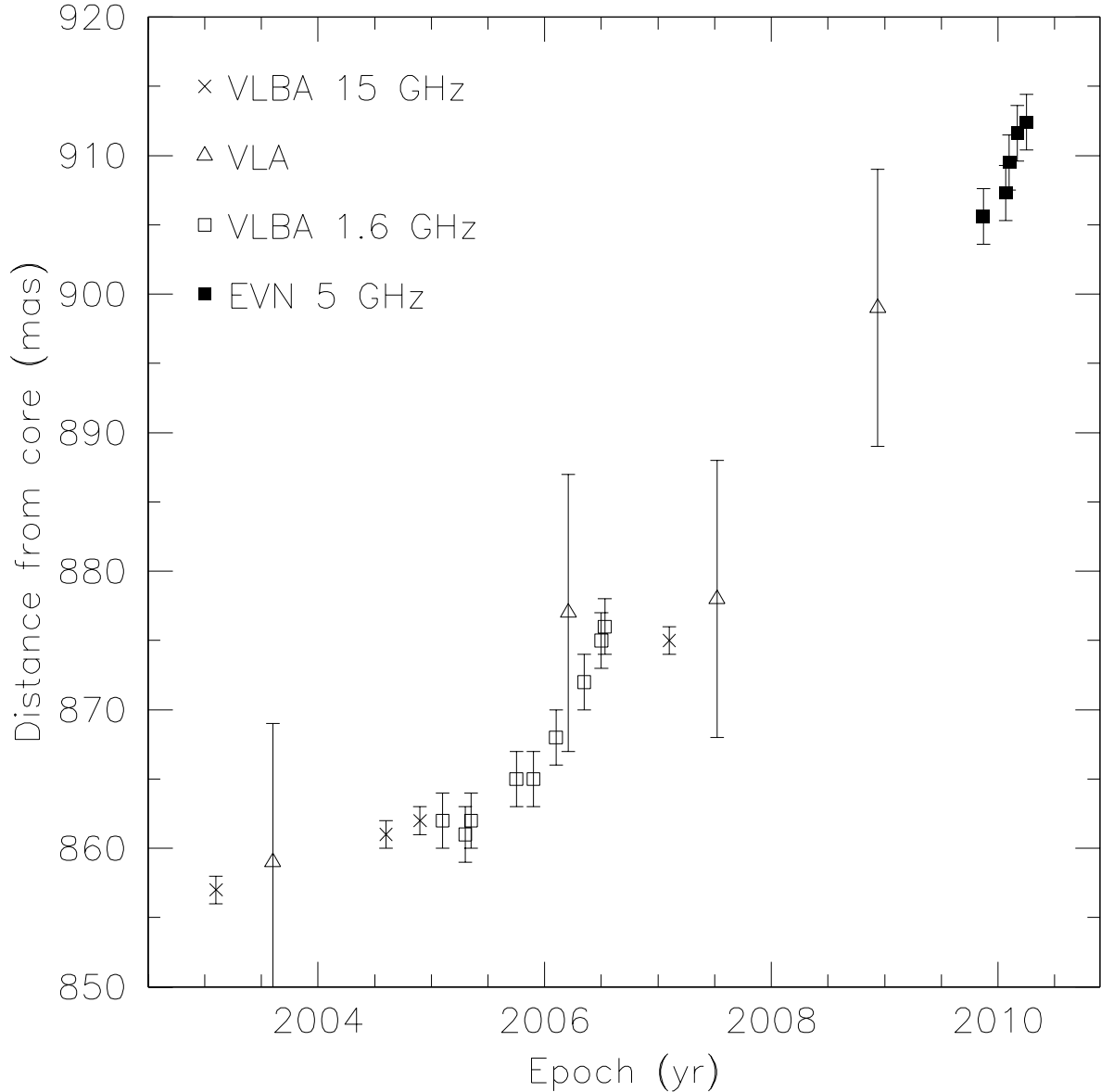


Fig. 4. Distance of HST-1 brightest peak from the M87 core at different epochs

Table 1. e-EVN Results

Epoch yr	S(core) mJy	HST-1 peak mJy/beam	Distance mas
2009.87	1806	3.5	905.6
2010.07	1810	2.7	907.3
2010.11	1798	3.0	909.5
2010.17	1891	4.6	911.6
2010.25	2013	3.4	912.4

S_{core} uncertainty is ~ 30 mJy;

Distance is between the HST-1 peak flux and the core,
with an uncertainty of ~ 2 mas

that of the shear layer. We estimated different Doppler factors using reasonable velocities and jet orientation. We

found that if the orientation angle θ is in the range $20^\circ - 30^\circ$ the limb-brightened structure can be due to a different Doppler factor.

In Table 1 we report the nuclear flux density measured in images at the same angular resolution (8×3.4 mas). We find a marginal evidence of a nuclear flux density increasing in the last two epochs, and of a high HST-1 peak flux on 2010.17.

3.2. HST-1

In our observations HST-1 is clearly resolved (Fig. 2). Comparing different epochs we are able to individuate the brightest knot and to measure its proper motion (Table 1). Other features appear to move at about the same velocity,

but because of the low brightness and complex morphology we discuss here only the position of the brightest knot inside HST-1.

To better study the dynamic of this structure we searched archive VLA data at high resolution (A configuration) and high frequency (X, U, and Q bands). We refer to Harris et al. (2009) for a discussion of the flux density variability. Here we only want to compare different epochs to derive the HST-1 dynamic.

We started to analyze data from 2003.6 since, as shown in Harris et al. (2009), in previous epochs few data are available, moreover the HST-1 flux density was very low. A better analysis with a larger time range will be presented in a future paper.

Starting from 2003.6 the HST-1 structure is well evident (see e.g. Fig. 3 obtained on November 2008) and well separated by the jet structure near the core. From VLA multifrequency observations at the same time we find that the total spectrum for HST-1 is moderately steep: on 2006.21 is $\alpha_{15}^{8.4} = 0.68$ and $\alpha_{22}^{15} = 0.82$. The high frequency steepening is not always present, on 2007.52 $\alpha_{15}^{8.4}$ is the same but $\alpha_{22}^{15} = 0.36$. This variability and trend of the radio spectrum is in agreement with the substructures and variability visible in VLBI images of HST-1.

We estimated from e-EVN and VLA data the distance of HST-1 from the core. In e-EVN data we measured the distance between the core and the brightest knot in HST-1, in VLA images we used the HST-1 peak, being this structure unresolved. Adding the values obtained at 1.5 and 15 GHz by Cheung et al. (2007) and Chang et al. (2010), respectively, we can study the HST-1 proper motion with a good statistic from 2003 to present epoch. The apparent proper motion of HST-1 is shown in Fig. 4. Unfortunately in the time range 2006.5 – 2007.5 there are only a few points not completely in agreement, however taking into account the different observing frequency, angular resolution and radio telescopes, the proper motion looks well defined.

A clear change in the proper motion velocity is present at the epoch ~ 2005.5 , coincident with the TeV γ -ray activity and the maximum radio/X-ray flux density of HST-1. In the time range 2003 – 2005.5 the apparent velocity is $0.5c - 0.6c$; in the time range 2005.5 – 2010.25 the apparent velocity is $\sim 2.7c$. Assuming a jet orientation angle $= 25^\circ$ a proper motion of $2.7c$ corresponds to an intrinsic velocity $= 0.94c$.

4. Summary

With our new e-EVN data obtained in the time range 2009.87 – 2010.25 we have obtained images of the nuclear region of M87 and of the jet substructure HST-1.

The radio core flux density is constant in the first three epochs with an average flux density ~ 1805 mJy and slightly increasing in the last two epochs: 2013 mJy in 2010.25.

The inner jet is transversally resolved and assuming that the limb-brightened structure is due to a different

Doppler factor because of the jet velocity structure we derive a source orientation angle $\theta = 20 - 30$ degree.

The HST-1 structure is well resolved in many substructures. A proper motion is clearly present. Comparing e-EVN data with archive VLA data and published VLBA data at 1.7 and 15 GHz we find a strong evidence that in 2005.5 HST-1 increased its velocity from an apparent velocity $= 0.5 - 0.6 c$ to $2.7c$. With present data it is not possible to discuss if this change in velocity is related to the M87 VHE activity and/or to the maximum radio/X-ray flux density of HST-1 at this epoch. A more regular and longer monitor and a multi-frequency comparison is necessary to clarify this point.

Acknowledgements. The European VLBI Network is a joint facility of European, South African, and Chinese radio astronomy institutes funded by their national research councils. The National Radio Astronomy Observatory is operated by Associated Universities, Inc., under cooperative agreement with the National Science Foundation.

References

- Abdo, A. A., Ackermann, M., Ajello, M., et al. 2009, ApJ, 707, 55
- Acciari, V. A., Aliu, E., Arlen, T., et al. 2009, Sci, 325, 444
- Acciari, V. A., Beilicke, M., Blaylock, G., et al. 2008, ApJ, 679, 397
- Aharonian, F., Akhperjanian, A., Beilicke, M., et al. 2003, A&A, 403, L1
- Aharonian, F., Akhperjanian, A. G., Bazer-Bachi, A. R., et al. 2006, Sci, 314, 1424
- Biretta, J. A., Sparks, W. B., & Macchetto, F. 1999, ApJ, 520, 621
- Chang, C. S., Ros, E., Kovalev, Y. Y., Lister, M. L. 2010, A&A in press (arXiv:1002.2588)
- Cheung, C. C., Harris, D. E., Stawarz, L., 2007, ApJ, 663, L65
- Harris, D. E., Cheung, C. C., Stawarz, L., & al. 2008, in ASP Conf. Ser. 386, 80
- Harris, D. E., Cheung, C. C., Stawarz, L., Biretta, J. A., Perlman, E. S. 2009, ApJ, 699, 305
- Junor, W., Biretta, J. A., & Livio, M. 1999, Natur, 401, 891
- Kovalev, Y. Y., Lister, M. L., Homan, D. C., & Kellermann, K. I. 2007, ApJ, 668, L27
- Krichbaum, T. P., Zensus, J. A., & Witzel, A. 2005, AN, 326, 548
- Ly, C., Walker, R. C., Junor, W. 2007, ApJ, 660, 200
- Marconi, A., Axon, D. J., Macchetto, F. D., Capetti, A., Sparks, W. B., & Crane, P. 1997, MNRAS, 289, L21
- Mariotti, M. 2010, ATel, 2431, 1
- Neronov, A. & Aharonian, F. A., 2007 ApJ 671, 85
- Ong, R. A. 2010, ATel, 2443, 1
- Perlman, E. S., Biretta, J. A., Zhou, F., Sparks, W. B., & Macchetto, F. D. 1999, AJ, 117, 2185
- Tavecchio, F. & Ghisellini, G. 2008, MNRAS, 385, 98