

Analytical Approach for the Determination of the Luminosity Distance in a Flat Universe with Dark Energy

T. Wickramasinghe¹ and T. N. Ukwatta^{2,3*}

¹*Department of Physics, The College of New Jersey, Ewing, NJ 08628, USA*

²*The George Washington University, Washington, D.C. 20052, USA*

³*NASA Goddard Space Flight Center, Greenbelt, MD 20771, USA*

23 October 2018

ABSTRACT

Recent cosmological observations indicate that the present universe is flat and dark energy dominated. In such a universe, the calculation of the luminosity distance, d_L , involve repeated numerical calculations. In this paper, it is shown that a quite efficient approximate analytical expression, having very small uncertainties, can be obtained for d_L . The analytical calculation is shown to be exceedingly efficient, as compared to the traditional numerical methods and is potentially useful for Monte-Carlo simulations involving luminosity distances.

Key words: cosmology

1 INTRODUCTION

The most recent cosmological observations indicate that the present universe is flat and vacuum dominated (Komatsu et al. 2009). In such a vacuum dominated space-time, the distance analysis requires computer intensive numerical calculations. Even though, computers today are very fast, efficient analytical calculation of distance scales would be very useful for various types of Monte Carlo simulations.

The most fundamental distance scale in the universe is the luminosity distance, defined by $d_L = \sqrt{L/(4\pi f)}$, where f is the observed flux of an astronomical object and L is its luminosity. Current astronomical observations indicate that the present density parameter of the universe satisfy $\Omega_\Lambda + \Omega_M = 1$ with $\Omega_\Lambda \sim 0.7$. Here Ω_Λ is the contribution from the vacuum and Ω_M is the contribution from all other fields. The distance calculations in such a vacuum dominated universe involve repeated numerical calculations and elliptic functions (Eisenstein 1997).

In order to simplify the numerical calculations, Pen (1999) (hereafter Pen99) has developed quite an efficient analytical recipe. In this paper, we show another analytical method, similar in many respect to that of Pen99, that can be used to calculate the distances in a vacuum dominated flat universe.

Our analytical calculation is shown to run faster than that of Pen99 and has smaller error variations with respect to redshift (z) and Ω_Λ .

Our recipe for calculating the luminosity distance is the

following (H_0 is the present Hubble constant and c is the speed of light):

$$d_L = \frac{c}{3H_0} \frac{1+z}{\Omega_\Lambda^{1/6}(1-\Omega_\Lambda)^{1/3}} [\Psi(x(0, \Omega_\Lambda)) - \Psi(x(z, \Omega_\Lambda))], \quad (1)$$

$$\Psi(x) = 3x^{1/3} 2^{2/3} \left[1 - \frac{x^2}{252} + \frac{x^4}{21060} \right], \quad (2)$$

$$x = x(z, \Omega_\Lambda) = \ln(\alpha + \sqrt{\alpha^2 - 1}), \quad (3)$$

$$\alpha = \alpha(z, \Omega_\Lambda) = 1 + 2 \frac{\Omega_\Lambda}{1 - \Omega_\Lambda} \frac{1}{(1+z)^3}. \quad (4)$$

2 APPROXIMATION

We first begin by analyzing how the scale factor, $a(t)$ varies as a function of time t in a flat universe in which $\Omega_\Lambda \neq 0$. In this case, $a(t)$ is given by (Weinberg 2008)

$$\dot{a}^2 = H_0^2 \Omega_\Lambda a^2 + H_0^2 \Omega_m \frac{a_0^3}{a}, \quad (5)$$

where a_0 is the present value of the scale factor. The above equation is then immediately integrated into

$$\left(\frac{a}{a_0} \right)^3 = \frac{1}{2} \frac{\Omega_m}{\Omega_\Lambda} \left[\cosh(3H_0 t \sqrt{\Omega_\Lambda}) - 1 \right]. \quad (6)$$

The scale factor is directly related to the z as,

$$\frac{a}{a_0} = \frac{1}{1+z}. \quad (7)$$

Let us define $x = 3H_0 t \sqrt{\Omega_\Lambda}$ and indicate its present value by $x_0 = x(0, \Omega_\Lambda)$. Then, equations 6 and 7 give

* E-mail: tilan.ukwatta@gmail.com (AVR)

$$x = x(z, \Omega_\Lambda) = \cosh^{-1} \left[1 + 2 \frac{\Omega_\Lambda}{1 - \Omega_\Lambda} \frac{1}{(1+z)^3} \right] \quad (8)$$

If we define α as follows

$$\alpha = \alpha(z, \Omega_\Lambda) = 1 + 2 \frac{\Omega_\Lambda}{1 - \Omega_\Lambda} \frac{1}{(1+z)^3} \quad (9)$$

and since $\alpha > 1$ we can write x as

$$x = x(z, \Omega_\Lambda) = \ln(\alpha + \sqrt{\alpha^2 - 1}). \quad (10)$$

We note that x is a monotonically decreasing function beyond $x(0, 0.7) = 2.42$.

We choose the standard Robertson-Walker metric (Weinberg 2008) as the metric of the background space-time. With usual notation, this is

$$ds^2 = c^2 dt^2 - a^2 \left[\frac{dr^2}{1 - kr^2} + r^2 (d\theta^2 + \sin^2 \theta d\phi^2) \right]. \quad (11)$$

In the above space-time, we can use equation 5 to obtain r . A straightforward integration for a flat universe ($k = 0$) yields,

$$r = \frac{c}{a_0 H_0} \frac{1}{3\Omega_\Lambda^{1/6} \Omega_M^{1/3}} \int_x^{x_0} \frac{dx'}{[\sinh \frac{x'}{2}]^{2/3}}. \quad (12)$$

This integral can be evaluated in terms of hypergeometric functions and related elliptic integrals. But here we take an alternate, simple approach by defining a new function,

$$\Psi(x) = \lim_{\delta \rightarrow 0} \int_\delta^x \frac{dx'}{[\sinh \frac{x'}{2}]^{2/3}}. \quad (13)$$

In the standard model the luminosity distance is defined as $d_L = a_0 r(1+z)$. Now we can use equation 13 to write the luminosity distance as

$$d_L = \frac{c}{3H_0} \frac{1+z}{\Omega_\Lambda^{1/6} \Omega_M^{1/3}} [\Psi(x_0) - \Psi(x)]. \quad (14)$$

Expanding Ψ in a series expansion to the 4th order, we find that

$$\Psi(x) = 3x^{1/3} 2^{2/3} \left[1 - \frac{x^2}{252} + \frac{x^4}{21060} \right] + \Psi(0), \quad (15)$$

where $\Psi(0) = -2.210$. Now, equation 14 reduces to the required expression for the luminosity distance as

$$d_L = \frac{c}{3H_0} \frac{1+z}{\Omega_\Lambda^{1/6} (1 - \Omega_\Lambda)^{1/3}} [\Psi(x_0) - \Psi(x)]. \quad (16)$$

3 ANALYSIS AND CONCLUSION

In order to compare the method of Pen99 to ours, let's define the absolute relative percentage error as follows.

$$\Delta E = \frac{|d_L^{\text{approx}} - d_L^{\text{num}}|}{d_L^{\text{num}}} \times 100\%. \quad (17)$$

Here d_L^{approx} and d_L^{num} are luminosity distance values calculated from approximate analytical methods and numerical method respectively.

A comparison of ΔE for both analytical methods for $\Omega_\Lambda = 0.7$ is shown in figure 1. Our method has a better absolute relative percentage error value for $z < 1.0$, $1.6 < z < 5.5$ and $z > 8.0$ compared to that of Pen99. We note

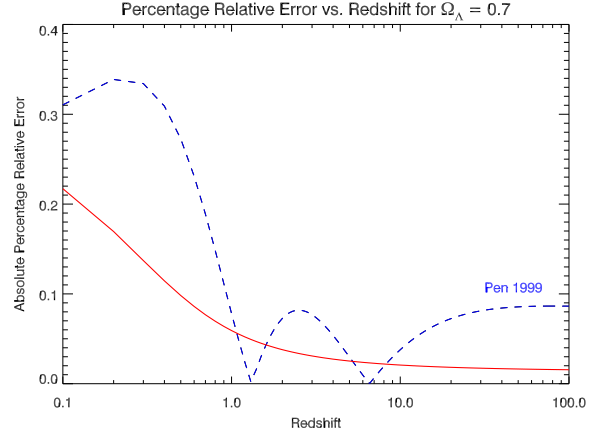


Figure 1. The absolute relative percentage error (ΔE) as a function of the redshift for $\Omega_\Lambda = 0.7$.

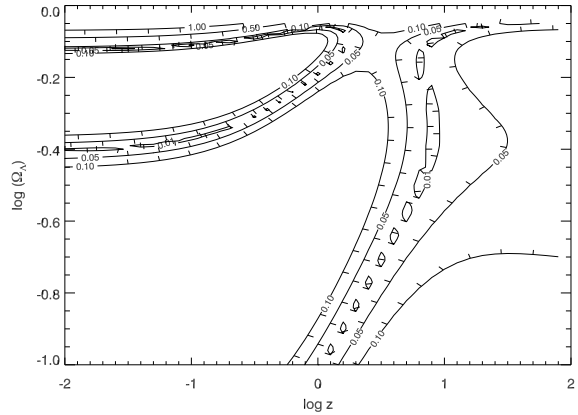


Figure 2. Contour plot of absolute relative percentage error (ΔE) for the method of Pen99 with various z and Ω_Λ .

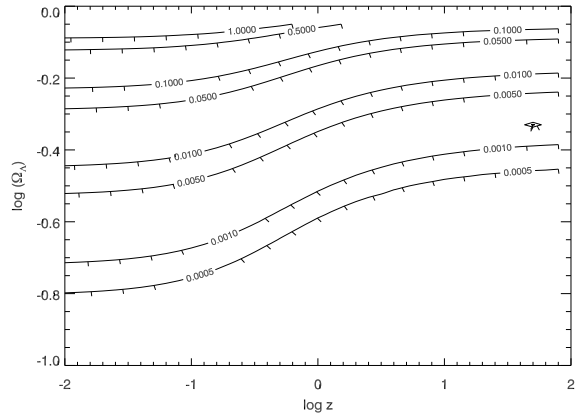


Figure 3. Contour plot of absolute relative percentage error (ΔE) for our method with various z and Ω_Λ .

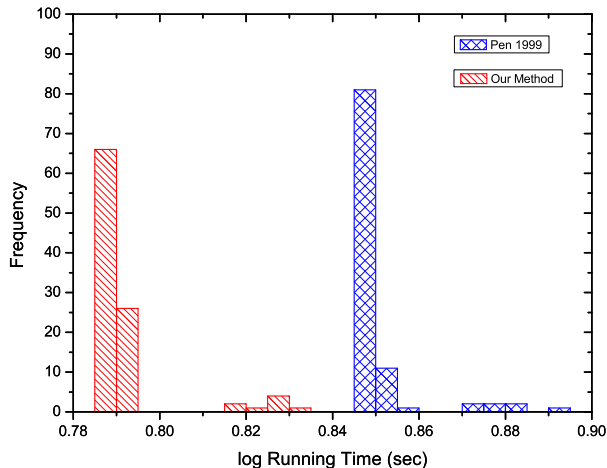


Figure 4. Histogram of running times of both Pen99 and our methods.

that the error in our method decreases steadily with redshift approaching $< 0.014\%$ at $z = 1100$. In comparison, for high redshifts, Pen99 error always stays $\sim 0.09\%$ and does not decrease appreciably.

A contour plot of ΔE based on the method of Pen99 with various z and Ω_Λ is shown in figure 2. Relatively complicated distribution of variations in the ΔE can be seen for the parameter space characterized by z and Ω_Λ . However, a contour plot of ΔE for our method, which is shown in Figure 3, shows a smooth behavior over the same parameter space.

In order to investigate the running time of the two analytical methods we performed the following test. With $z = 1$ and $\Omega_\Lambda = 0.7$, we calculated the running time for 1 million calculations on a typical personal computer (Intel Core 2 Processor, 2127 MHz, 1 GB RAM, IDL¹ Version 6.2 running on Windows XP Service Pack 3). Then we repeated the above process 100 times for the both methods. Histogram of both running time results are shown in figure 4. Our method is significantly faster than the method of Pen99. In addition, we performed the same test on the numerical method and found that our method is more than an order of magnitude faster. However, we note that the above test is hardware and compiler dependent and results may vary depending on the hardware and the compiler used.

With less than 0.1% error, our analytical method becomes quite desirable as the most interesting astronomical phenomena happen at $z > 1$ ($\Omega_\Lambda \sim 0.7$). Furthermore, the analytical computation is more elegant and faster compared to traditional numerical computations invoked in connection with calculations of distances in a vacuum dominated flat universe.

Once we know the luminosity distance, it becomes a simple matter to evaluate the other distances such as the angular diameter distance or the proper distance.

REFERENCES

- Eisenstein, D. J. 1997, arXiv:astro-ph/9709054
 Komatsu, E., et al. 2009, *ApJS*, 180, 330
 Pen, U.-L. 1999, *ApJS*, 120, 49
 Weinberg, S. 2008, *Cosmology*, by Steven Weinberg. ISBN 978-0-19-852682-7. Published by Oxford University Press, Oxford, UK.

¹ Interactive Data Language

<http://www.itervis.com/ProductServices/IDL.aspx>