

International Journal of Modern Physics D
© World Scientific Publishing Company

THE RELATION BETWEEN RADIO POLARIZATION AND GAMMA-RAY EMISSION IN AGN JETS

TALVIKKI HOVATTA AND MATTHEW L. LISTER

*Department of Physics, Purdue University, 525 Northwestern Ave.
West Lafayette, IN 47907, USA
thovatta@purdue.edu, mlister@purdue.edu*

YURI Y. KOVALEV

*Astro Space Center of Lebedev Physical Institute, Profsoyuznaya 84/32
117997 Moscow, Russia
Max-Planck-Institut für Radioastronomie, Auf dem Hügel 69
D-53121 Bonn, Germany
yyk@asc.rssi.ru*

ALEXANDER B. PUSHKAREV

*Max-Planck-Institut für Radioastronomie, Auf dem Hügel 69
D-53121 Bonn, Germany
Pulkovo Astronomical Observatory, Pulkovskoe Chaussee 65/1
196140 St. Petersburg, Russia
Crimean Astrophysical Observatory
98688 Nauchny, Crimea, Ukraine
apushkar@mpifr.de*

TUOMAS SAVOLAINEN

*Max-Planck-Institut für Radioastronomie, Auf dem Hügel 69
D-53121 Bonn, Germany
tsavolainen@mpifr-bonn.mpg.de*

Received Day Month Year
Revised Day Month Year
Communicated by Managing Editor

We have compared the parsec-scale jet linear polarization properties of the Fermi LAT-detected and non-detected sources in the complete flux-density-limited (MOJAVE-1) sample of highly beamed AGN. Of the 123 MOJAVE sources, 30 were detected by the LAT during its first three months of operation. We find that during the era since the launch of Fermi, the unresolved core components of the LAT-detected jets have significantly higher median fractional polarization at 15 GHz. This complements our previous findings that these LAT sources have higher apparent jet speeds, brightness temperatures and Doppler factors, and are preferentially found in higher activity states.

Keywords: Galaxies - active; Galaxies - jets; Quasars - general

2 *Hovatta et al.*

1. Introduction

Active galactic nuclei (AGN) are bright emitters both at radio and γ -ray wavelengths. In the 1990s the Energetic Gamma-Ray Experiment Telescope (EGRET) on board the *Compton Gamma-Ray Observatory* detected over 65 AGN (mostly blazars) at γ -ray energies.^{1,2} In June 2008, the *Fermi Gamma-ray Space Telescope* was launched. Its primary instrument, the Large Area Telescope (LAT), observes the whole sky mainly in survey mode at energies 100 MeV-300 GeV.³ During its first three months of operation, the LAT detected 205 bright γ -ray sources,⁴ of which 106 were high confidence associations with AGN.⁵ Most of them host bright parsec-scale radio jets.⁶ The γ -ray emission in AGN likely originates in the relativistic jet, as suggested by the many correlations found between EGRET and radio/mm observations of AGN.⁷⁻¹² Further evidence has recently been found using the Very Long Baseline Array (VLBA) observations by Lister et al.¹³ who showed that the LAT-detected sources have significantly higher apparent jet speeds. It has also been shown that the brightness temperature of the VLBI core is higher for LAT-detected sources and the γ -ray photon flux correlates with the compact radio flux density.¹⁴ The LAT-detected sources also have larger apparent opening angles,¹⁵ and are more Doppler-boosted.¹⁶

Possible links between the radio polarization of jets and γ -ray flaring has been previously studied, e.g., by Jorstad et al.⁸ who established a connection between superluminal component ejections and γ -ray flaring observed by EGRET. Using single-dish radio observations from the University of Michigan Radio Astronomy Observatory, they found that a local maximum in the polarized flux density was observed simultaneously with the maximum of the γ -ray emission. Another study by Lister et al.¹⁷ compared the EGRET detections and 15 GHz VLBI linear polarization properties. They did not find differences between the core properties of EGRET-detected and non-detected objects, although they found indications that the EGRET-detected objects have higher integrated linear jet polarization. In this paper we will use the better sampled, more complete LAT data in the same manner and study how the linear polarization properties of the 15 GHz core differ in the LAT-detected and non-detected objects.

2. The Sample and Data

In our analyses we use the flux-density-limited MOJAVE-1 (Monitoring Of Jets in Active galactic nuclei with VLBA Experiments) sample of highly beamed AGN.¹⁸ The sample consists of all AGN at declinations $\delta > -20^\circ$ which have had a 15 GHz flux density of at least 1.5 Jy (2 Jy at $\delta < 0^\circ$) at any epoch between 1994.0 and 2004.0. We have only used sources at galactic latitude $|b| > 10^\circ$ following the definitions of the LAT 3-month bright AGN list,⁵ resulting in a sample of 123 sources. We have divided our sample into LAT-detected (30 objects) and non-LAT-detected (93 objects) sources based on the 3-month bright AGN list.⁵

We have used the VLBA 15 GHz total intensity and linear polarization observa-

tions since 2002 and determined the polarized core flux density $P = (Q^2 + U^2)^{1/2}$, where Q and U are the Stokes parameters, fractional polarization $m_c = P/I$, where I is the total flux density of the core, and electric vector position angle $\chi = (1/2) \arctan(U/Q)$ at all the epochs where polarization cross-hands were recorded. The core values were defined using the same method as Ref. 17 by taking the mean over nine contiguous pixels centered at the fitted core position. If the polarized flux density was less than five times the rms-value in the U and Q parameters, an upper limit was defined to be five times the rms-value. In these cases EVPA was not calculated.

3. Polarization Levels

In order to study if the polarization properties are connected with γ -ray activity, we have used polarization observations from August 2008 until August 2009 to roughly match the LAT observation period. The LAT associations are based on γ -ray data integrated between August and October 2008. Figure 1 shows the distributions of the maximum polarized flux density of LAT-detected and non-LAT-detected sources since August 2008. Nine of the the non-LAT-detected sources in the smallest bin are upper limits. The medians of the distributions are 45.0 mJy and 21.6 mJy for the LAT-detected and non-detected sources, respectively. The Gehan's Generalized Wilcoxon test in the ASURV package,¹⁹ suitable for censored data, gives a probability $p=0.0003$ for the distributions of the LAT-detected and non-detected sources to come from the same population. The result is not surprising considering that the polarized flux density often follows the total flux density which is also seen to be higher in the LAT-detected sources when measured quasi-simultaneously with the LAT.¹⁴

We also wanted to see if this is due to variability in the sources and in Fig. 2

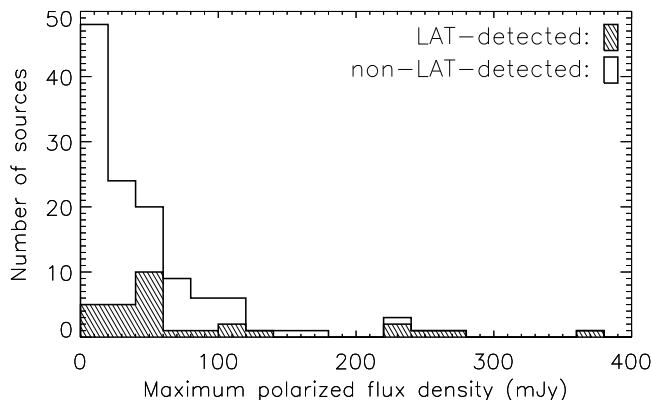


Fig. 1. Maximum polarized flux density of LAT-detected (shaded) and non-LAT-detected (unshaded) sources since August 2008.

we show the distributions of median fractional polarization of LAT-detected and non-LAT-detected sources from 2002 until August 2008 and from August 2008 until August 2009 (LAT-era). The median values of the distributions are 2.14% and 1.80% for the pre-LAT values of LAT-detected and non-detected sources, respectively and 2.50% and 1.86% for the values since August 2008. We used the Kolmogorov-Smirnov (K-S) test to see if the LAT-detected and non-detected sources come from different populations and the non-parametric Mann-Whitney U-test (M-W U-test) to see if the LAT-detected sources have typically higher values than non-detected ones. No significant differences are seen when the pre-LAT values are used (K-S test $p=0.35$, M-W U-test $p=0.16$), yet when the distributions from the LAT-era are studied, the groups differ significantly (K-S test $p=0.013$, M-W U-test $p=0.043$).

We calculated the variability indices of fractional polarization (Eq. 1) and χ (Eq. 2) in the method of Refs. 20 and 21.

$$V_{m_c} = \frac{(m_{\max} - \sigma_{m_{\max}}) - (m_{\min} + \sigma_{m_{\min}})}{(m_{\max} - \sigma_{m_{\max}}) + (m_{\min} + \sigma_{m_{\min}})}, \quad (1)$$

where m_{\max} and m_{\min} are the maximum and minimum fractional polarization, respectively, measured over all epochs since 2002, and $\sigma_{m_{\max}}$ and $\sigma_{m_{\min}}$ are the corresponding uncertainties.

$$V_{\chi} = \frac{|\Delta\chi| - \sqrt{(\sigma_{\chi_1}^2 + \sigma_{\chi_2}^2)}}{90}, \quad (2)$$

where $|\Delta\chi|$ is the observed range of polarization angle and σ_{χ_1} and σ_{χ_2} are the uncertainties in the two values of EVPAs that define the range.²¹

Figure 3 shows the histograms of the variability indices. It can be seen that none of the lowest variability sources are detected by the LAT. A K-S test indicates significant differences between the distributions, for both variability indices ($p < 0.01$ for V_{m_c} and $p < 0.001$ for V_{χ}).

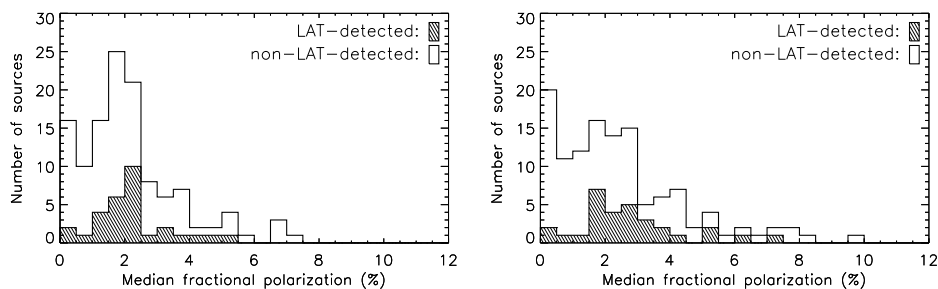


Fig. 2. Median fractional polarization of LAT-detected (shaded) and non-LAT-detected (unshaded) sources from 2002 until August 2008 (left panel) and since August 2008 (right panel).

4. Discussion

By comparing the median fractional polarization since August 2008 with median values between 2002 and 2008, we find the sources to be in a higher polarization state when detected by the LAT. This complements our previous findings that the LAT-detected sources have higher apparent jet speeds,¹³ higher core brightness temperatures,¹⁴ larger apparent opening angles¹⁵ and larger Doppler boosting factors,¹⁶ In Kovalev et al.¹⁴ it was also shown that the LAT-detected sources are preferentially found in higher radio activity states during the LAT-era.

The differences seen between detected and non-detected objects can be due to Doppler-beaming.^{17,13,14} As is shown in Savolainen et al.¹⁶, the LAT-detected sources are more boosted, which enhances their observed luminosity more than their non-detected less-beamed counterparts. A higher polarization of LAT-detected sources may be explained if the magnetic field in the core is more ordered during the radio / γ -ray flares. Indications that the intrinsic de-aberrated viewing angle in which the source is seen plays a significant role in whether a jet is detected at γ -rays or not, are also seen.¹⁶ If the radio variations are caused by transverse shocks,²² the observed fractional polarization can be modeled using the jet rest-frame viewing angle.^{22,23} By assuming that the 15 GHz core is a $\tau = 1$ surface and using the jet rest-frame viewing angles from Ref. 16, we estimated the observed fractional polarization for different shock strengths and fractions of uniform magnetic field using simulated values of maximum fractional polarization from Ref. 24 (their Figure A1) and equations of Ref. 23. A uniform shock strength value for all sources does not reproduce our observations very well. If we let the shock strength vary and choose cases which reproduce the observed fractional polarization within 1%, we see indications that the shocks in BL Lacertae objects are stronger than in flat spectrum radio quasars. Further studies are required to confirm our results.

By using the EGRET observations, Lister et al.¹⁷ found no differences in the 15 GHz core polarization properties of γ -ray-detected and non-detected objects. They

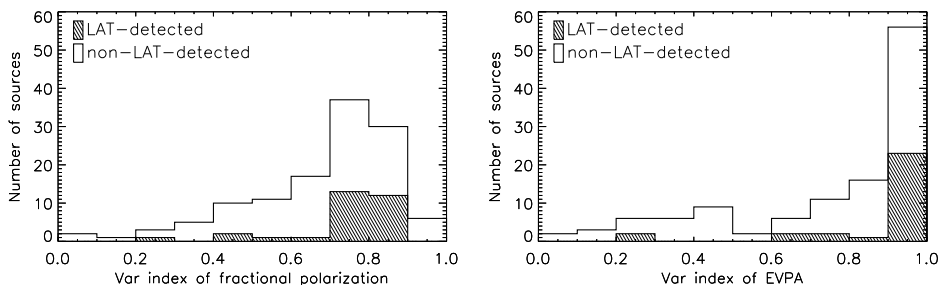


Fig. 3. Variability index of fractional polarization of LAT-detected (shaded) and non-LAT-detected (unshaded) sources from 2002 until August 2008 (left panel) and variability index of EVPA (right panel).

only used single-epoch VLBA data while we have used quasi-simultaneous LAT and VLBA observations. However, the number of LAT-detected sources in our sample is small and therefore we intend to verify our results using the LAT 1-year catalog. In this future study we will also examine the polarization of jet components located downstream from the core.

Acknowledgments

The authors wish to acknowledge the contributions of the rest of the MOJAVE team. The MOJAVE project is supported under National Science Foundation grant AST-0807860 and NASA Fermi grant NNX08AV67G. T. H. wishes to acknowledge Magnus Ehrnrooth Stiftelse for travel funds. Y. Y. K. is supported in part by the Russian Foundation for Basic Research (project 08-02-00545) and a return fellowship of the Alexander von Humboldt Foundation. T. S. is a research fellow of the Alexander von Humboldt Foundation. T. S. also acknowledges a support by the Academy of Finland grant 120516. The VLBA is a facility of the National Science Foundation operated by the National Radio Astronomy Observatory under cooperative agreement with Associated Universities, Inc.

References

1. R. C. Hartman et al., *The Astrophysical Journal Supplement Series* **123** (1999) 79
2. J. R. Mattox, R. C., Hartman and O. Reimer, *The Astrophysical Journal Supplement Series* **135** (2001) 155
3. W. B Atwood et al., *The Astrophysical Journal* **697** (2009) 1071.
4. A. A. Abdo et al., *The Astrophysical Journal Supplement Series* **183** (2009a) 46.
5. A. A. Abdo et al., *The Astrophysical Journal* **700** (2009b) 597.
6. Y. Y. Kovalev, *The Astrophysical Journal* **707** (2009a) L56.
7. E. Valtaoja and H. Teräsanta, *Astronomy & Astrophysics* **297** (1995) L13.
8. S. G Jorstad et al., *The Astrophysical Journal* **556** (2001a) 738.
9. S. G Jorstad et al., *The Astrophysical Journal Supplement Series* **134** (2001b) 181.
10. A. Lähteenmäki and E. Valtaoja, *The Astrophysical Journal* **590** (2003) 95.
11. K. I. Kellermann et al., *The Astrophysical Journal* **609** (2004) 539.
12. Y. Y. Kovalev et al., *The Astronomical Journal* **130** (2005) 2473.
13. M. L. Lister et al., *The Astrophysical Journal* **696** (2009) L22.
14. Y. Y. Kovalev et al., *The Astrophysical Journal* **696** (2009b) L17.
15. A. B. Pushkarev et al., *Astronomy & Astrophysics* **507** (2009) L33.
16. T. Savolainen et al., *Astronomy & Astrophysics* (2010) in press, arXiv:0911.4924
17. M. L. Lister and D. C. Homan, *The Astrophysical Journal* **130** (2005) 1389.
18. M. L. Lister et al., *The Astronomical Journal* **137** (2009) 3728.
19. M. LaValley, T. Isobe and F. D. Feigelson, *Bulletin of the American Astronomical Society* **24** (1992) 839
20. M. F. Aller, H. D. Aller and P. A. Hughes, *The Astrophysical Journal* **586** (2003) 33.
21. S. G. Jorstad et al., *The Astronomical Journal* **134** (2007) 799.
22. P. A. Hughes, H. D. Aller and M. F. Aller, *The Astrophysical Journal* **298** (1985) 301.
23. J. F. C. Wardle et al., *The Astrophysical Journal* **437** (1994) 122.
24. D. C Homan et al., *The Astrophysical Journal* **696** (2009) 328.