

# The Orbital Period of Swift J1626.6–5156

Altan Baykal<sup>1</sup> Ersin Göğüş<sup>2</sup>, Sıtkı Çağdaş İnam<sup>3</sup>, Tomaso Belloni<sup>4</sup>

altan@astroa.physics.metu.edu.tr

## ABSTRACT

We present the discovery of the orbital period of Swift J1626.6–5156 . Since its discovery in 2005, the source has been monitored with Rossi X–ray Timing Explorer, especially during the early stage of the outburst and into the X–ray modulating episode. Using a data span of  $\sim 700$  days, we obtain the orbital period of the system as 132.9 days. We find that the orbit is close to a circular shape with an eccentricity 0.08, that is one of the smallest among Be/X–ray binary systems. Moreover, we find that the timescale of the X–ray modulations varied, which led to earlier suggestions of orbital periods at about a third and half of the orbital period of Swift J1626.6–5156 .

*Subject headings:* pulsars: individual (Swift J1626.6–5156 ) – X–rays: stars – stars: oscillations

## 1. Introduction

Be/X–ray systems consist of a neutron star in an eccentric orbit with a massive Be star, that is a spectral B type star that displays strong Balmer emission lines in its optical spectrum (Coe 2000). Be stars are also observed to emit strong infrared radiation. The Balmer emission lines and the infrared radiation are usually attributed to the emission from a circumstellar disk of material around the Be star. The rotation rates of Be stars are generally high, sometimes reaching up to  $\sim 70\%$  of the break-up speed. The high rotation rates of Be star are thought to take part in forming a circumstellar disk (Porter & Rivinius 2003). In Be/X–ray binaries, there is a positive correlation between the pulse period of the

---

<sup>1</sup>METU, Physics Department, Ankara 06531 Turkey

<sup>2</sup>Sabancı University, Faculty of Engineering and Natural Sciences, Orhanlı-Tuzla, Istanbul 34956 Turkey

<sup>3</sup>Başkent University, Department of Electrical and Electronics Engineering, Ankara 06530 Turkey

<sup>4</sup>INAF–Osservatorio Astronomico di Brera, Via E. Bianchi 46, I-23807 Merate (LC), Italy

accreting neutron star and the orbital period of the binary system (Corbet 1986, Waters & van Kerkwijk 1989).

Be/X–ray binaries often exhibit X–ray outburst episodes. These outbursts are broadly classified as: *normal outbursts* with luminosities around  $10^{35}–10^{37}$  erg s<sup>−1</sup>, lasting for a few days to weeks and *giant outbursts* with luminosities  $\gtrsim 10^{38}$  erg s<sup>−1</sup> and lasting for weeks to months (Stella 1986, Negueruela 1998). Normal outbursts are generally coincident with the time of the periastron passage of the neutron star.

Swift J1626.6–5156 was first detected on 2005 December 18 with the Swift Burst Alert Telescope (BAT) and identified as a transient pulsar with  $\sim 15$  s pulsations (Palmer et al 2005). The spin period of the neutron star was refined with the subsequent Rossi X–ray Timing Explorer (RXTE) / Proportional Counter Array (PCA) observations as 15.37682(5) (Markwardt et al. 2005). At the early phases of the activation, Reig et al. (2008) observed X–ray flare, lasting about 450 s during which the pulsed fraction was seen to increase up to about 70%. Following the flare, the average count rate and the pulsed fraction went below their pre-flare values for a few hundreds of seconds and indicated a recovery within a few thousands seconds (Belloni et al. 2006). Optical spectroscopic observations of the proposed companion (2MASS16263652-5156305, USNO-B1.0 0380-0649488) revealed that the star exhibits strong H $\alpha$  emission, indicating that it is a Be star (Negueruela & Marco, 2006). As the infrared magnitudes of the companion is rather large for a Be star (J=13.5, H=13, K=12.6; Rea et al. 2006), i.e. the star is unusually faint in infrared band, the system is referred to as an unusual Be/X–ray binary system.

Long term monitoring of Swift J1626.6–5156 showed strong light curve modulations at timescales of about 45 days (Reig et al. 2008). This modulation was attributed to variations due to the orbital period of the binary or to a harmonic (Reig et al. 2008). Recently however, DeCesar et al. (2009) reported two periodicities in this system: 47 days and 72.5 days, on approximate 2:3 ratio. Based upon their findings, they suggested an orbital period of 23 days. The issue of the orbital period of Swift J1626.6–5156 was not resolved.

In this article, we report the discovery of the orbital period of the Be/X–ray binary system containing Swift J1626.6–5156. In the next section, we describe the observations. In §3, we present our timing analyses and results, and finally in §4, we discuss the implications of our findings.

## 2. Observations

We analyzed data from Proportional Counter Array (PCA) onboard RXTE (Jahoda et al 1996) of Swift J1626.6–5156 between MJD 53724 and MJD 54410 with a total exposure of  $\sim 314$  ksec, divided into 289 observations with exposures between  $\sim 1$  ksec and  $\sim 2$  ksec.

The RXTE-PCA is an array of 5 Proportional Counter Units (PCU) operating in the 2-60 keV energy range, with a total effective area of approximately  $7000 \text{ cm}^2$  and a field of view of  $\sim 1^\circ$  FWHM. During the observations of Swift J1626.6–5156 investigated here, the number of active PCUs varied between 1 and 4.

Between MJD 53724 and MJD 53964, 1-2 ksec long observations were performed every 2-3 days. After MJD 53964, observations were sampled in close pairs, each of which consists of two consecutive 1-2 ksec long observations separated by  $\sim 0.3 - 0.6$  days. Each of these observation pairs were apart from each other by  $\sim 9 - 10$  days.

## 3. Data Analysis and Results

We generated lightcurves in the 3-20 keV band with a time resolution of 0.375s using PCA GoodXenon data. Each lightcurve was background subtracted using the background lightcurve generated with the background estimator models based upon the rate of very large events, spacecraft activation and cosmic X-ray emission by mean of the standard PCA analysis tools (pcabackest in HEADAS). Times of each lightcurve were converted to the barycenter of the Solar system. In Figure 3 (top panel), we show the pointing averaged net count rate as detected with PCU2.

In the pulse timing analysis, we have used the harmonic representation of pulse profiles (Deeter & Boynton 1985). In this method, the pulse profiles were expressed in terms of harmonic series and cross-correlated with the template pulse profile. After the 240 days after the main outburst, observations were sampled 0.3-0.6 days apart from each other. These pair of observations were sampled 9-10 days apart from each other. In order to avoid cycle count ambiguity due to large gaps in the observation sample, we did not attempt to connect cycle counts in phase. For these observations, we estimated pulse frequencies using the data taken within one day.

In the upper panel of Figure 1, we present the long term pulse frequency evolution of the source. In addition to a spin-up trend, a periodic modulation due to orbital Doppler effects can be seen. The Doppler shifted pulse frequency variations, spin up rate and its change can be expressed as the first time derivative of orbital phase model,

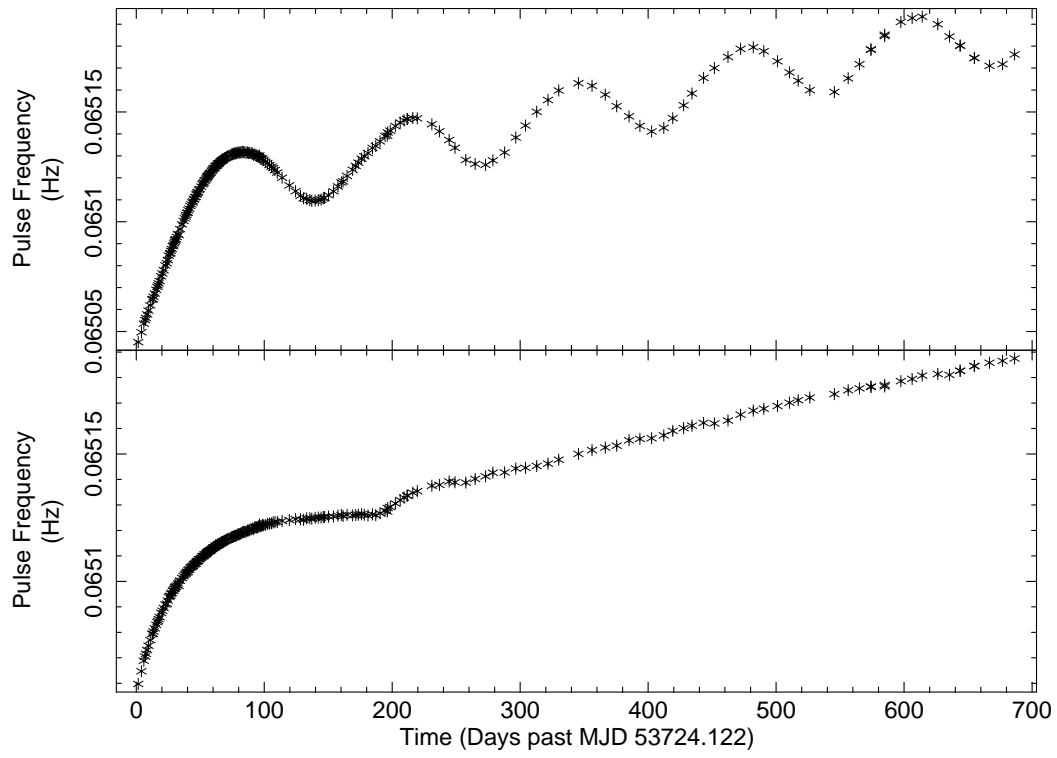


Figure 1 – **(top)** Pulse frequency evolution of Swift J1626.6–5156 . **(bottom)** The same as above after removing the binary orbital motion from the time of arrival of photons.

$$\nu = \nu_0 + \dot{\nu}(t - t_0) + \frac{1}{2}\ddot{\nu}(t - t_0)^2 + \frac{2\pi\nu_0}{P_{orbit}}x(\cos(l) + e \cos(w)\cos(2l) + e \sin(w)\sin(2l)), \quad (1)$$

given by Deeter, Boynton, & Pravdo (1981). Here  $t_0$  is the mid-time of the observation;  $\nu_0$  is the pulse frequency at  $t_0$ ;  $\dot{\nu}$  and  $\ddot{\nu}$  are the first and second time derivative of the pulse frequency;  $x = a/c\sin(i)$  is the light traveltime for the projected semimajor axis (where  $i$  is the inclination angle between the line of sight and the orbital angular momentum vector);  $l = 2\pi(t - T_{\pi/2})/P_{orbit} + \pi/2$  is the mean orbital longitude at  $t$ ;  $T_{\pi/2}$  is the epoch when the mean orbital longitude is equal to  $90^\circ$ ;  $P_{orbit}$  is the orbital period;  $e$  is the eccentricity; and  $w$  is the longitude of periastron. The above expression is fitted to the pulse frequency time series between MJD 53943.74 and MJD 54410.49. In Table 1, we list the parameters of the orbital motion, and in Figure 1 (lower panel), we present the frequency evolution after removal of the orbital effects. Figure 2 shows the pulse frequency evolution (after removal of the quadratic trend in pulse frequency) together with the orbit model and their residuals, respectively. We find that the source was spinning up during the observation with a rate of  $\dot{\nu} = (1.3062 \pm 0.0017) \times 10^{-12} \text{ Hz s}^{-1}$ . The periodic trend of the pulse frequencies yields an eccentric orbit ( $e=0.08 \pm 0.01$ ) with an orbital period of  $132.89 \pm 0.03$  days.

We also investigated any connection between source intensity and timing properties of Swift J1626.6–5156 . As an intensity indicator, we used count rates in the 3–20 keV range using only PCU2 which had been operating in all observations used here. Figure 3 shows the count rate history of the source as well as pulse period evolution after removal of the effects of the orbital motion. We find that the source exhibits the largest spin-up trend over the interval of the fastest flux decline in the first  $\sim 90$  days from MJD 53724 to 83812. When the source starts to show small scale X–ray flaring at around MJD 53814 (the vertical dashed lines in Figure 3), the spin-up trend slows down while the underlying X–ray intensity continues to decline. The source exhibits the largest X–ray flare starting at  $\sim$  MJD 54912 (indicated by the dotted lines in Figure 3). The onset of this flare is coincident with a major spin-up trend change from very slow to rather fast. The rapid spin up trend continues throughout this major X–ray flare. After MJD 53965 (marked with the dot-dot-dot-dashed lines in Figure 3), the spin-up trend remains constant while the source is ongoing subsequent X–ray flares.

In order to estimate the timescales of the X–ray modulations, we applied a Lomb-Scargle algorithm (Lomb 1975, Scargle 1982) for the analysis of unevenly-spaced sample to our data. We used a 200-day long window sliding along the light curve with a time step of 7 days. For each stretch, we extracted the period with the highest power. The analysis was restricted to the oscillating part of the light curve (see bottom panel in Figure 4). The resulting periods, limited to detections with a chance probability smaller than 0.1, are plotted

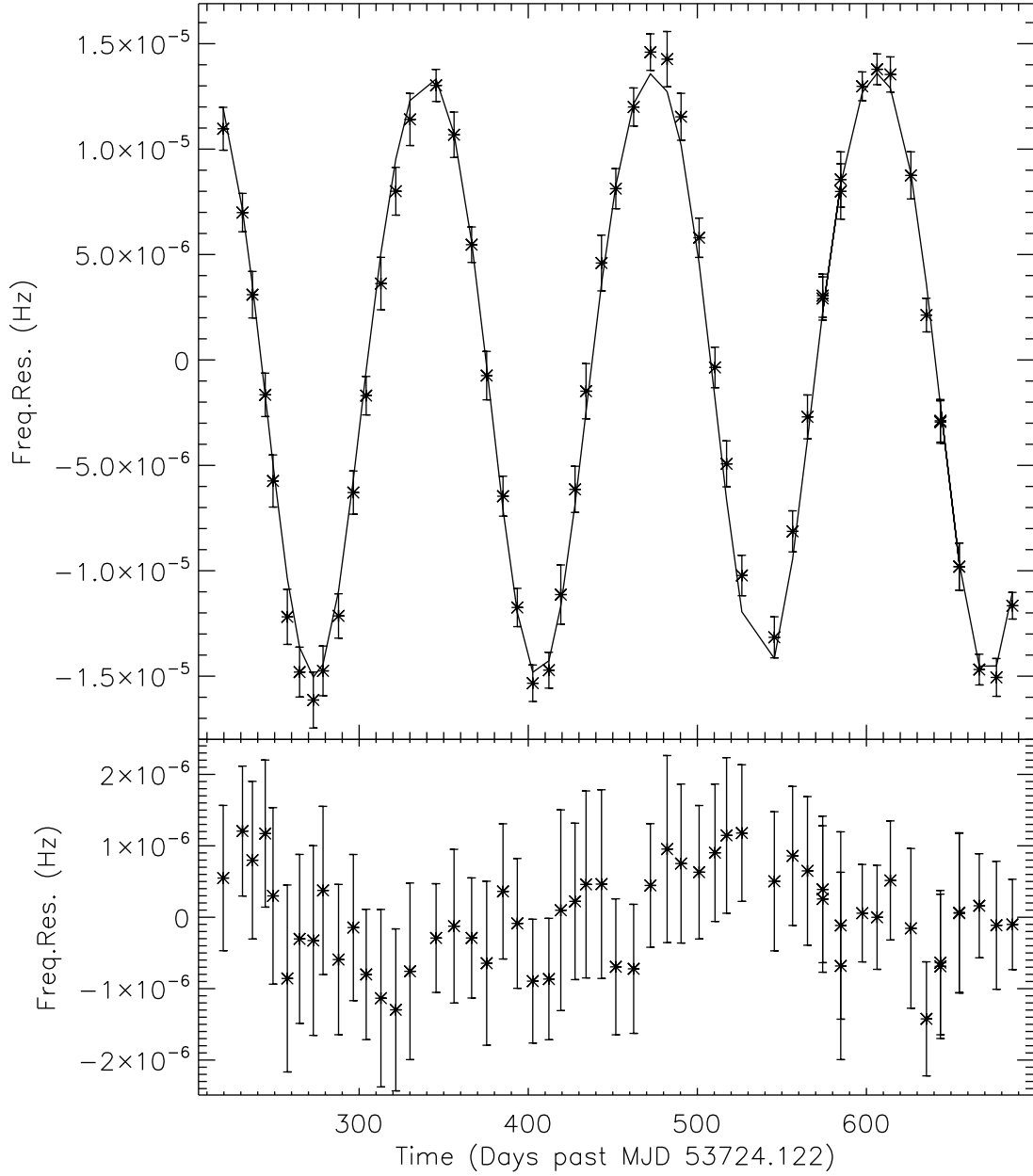


Figure 2 – **(top)** Pulse frequency time series after removal of the quadratic trend in pulse frequency together with the orbit model and **(bottom)**, their residuals.

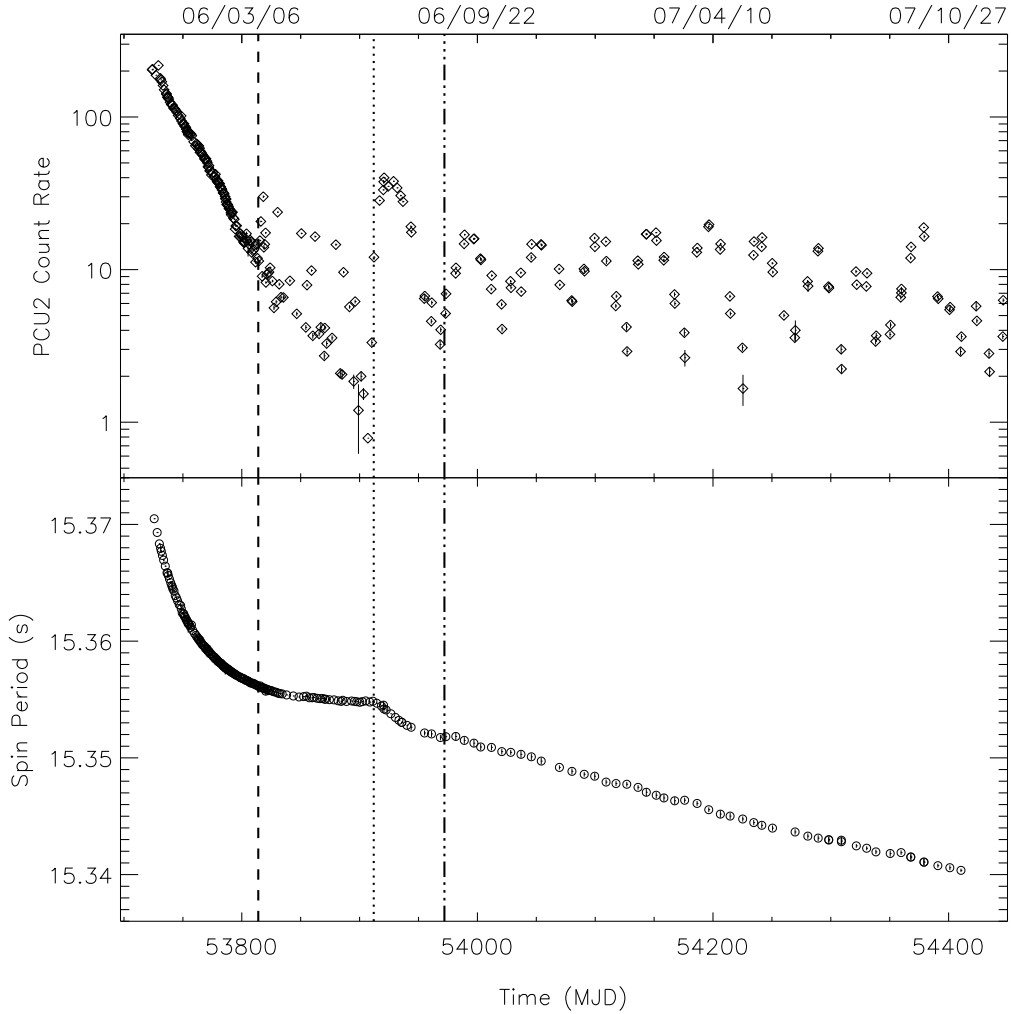


Figure 3 – **(top)** Count rate history of Swift J1626.6–5156 as determined in the 3–20 keV range using PCU2 data only. **(bottom)** Pulse period evolution of the source after effects of the orbital motion are removed. Vertical lines are explained in the text.

in the top panel of Figure 4. The size of the points is proportional to minus the logarithm of the chance probability, ranging from around  $10^{-6}$  around  $T=400$  days (large points) to  $\sim 10^{-2}$  (small points,  $T=600$  days). The horizontal lines correspond to half (dashed) and a third (dotted) of the orbital period of Swift J1626.6–5156 . We find that the timescale of X–ray modulations significantly varies between  $\sim 45$  days and 95 days. The timescale is found to remain nearly constant in the interval of 400–600 days (see Figure 4, bottom panel) as it was at about 1/3 of the orbital period, and in the interval of 800–900 at about half the period. There is an abrupt change in timescales of modulations around  $T=610$  days as it increased from 45 days ( $P_{orb}/3$ ) to 95 days ( $\sim P_{orb}/3$ ) in about 40 days. The rapid evolution of the timescale of modulations can also be seen in the bottom panel of Figure 4 (notice the separation of the two peaks around  $T=600$  and 650 days vs. the separation of the two around 650 and 750 days).

#### 4. Discussion

We report the discovery of the orbital period of the binary system harbouring Swift J1626.6–5156 as 132.9 days. We find that the binary system has an orbital eccentricity of 0.08.

High mass X–ray binaries fall into three separate groups when the pulse periods are compared with the orbital periods (Corbet 1986). The systems with Be companions show correlations between orbital period and spin period (Corbet 1986, Waters& van Kerkwijk 1989), while systems with giant and supergiant companions fall into two separate regions. Based on the pulse period and orbital period we discovered, Swift J1626.6–5156 falls into the region of Be transients in the Corbet diagram. The derived orbital parameters yield a mass function for the companion,

$$f(M) = \frac{4\pi^2(a_x \sin i)^3}{GP_{orb}^2} = \frac{(M_c \sin i)^3}{(M_x + M_c)^2} \sim 3.9M_\odot. \quad (2)$$

For a  $\sim 1.4M_\odot$  neutron star mass and orbital inclination angles of  $45^\circ$  and  $60^\circ$ , the mass of the companion star is found to be  $\sim 13.5M_\odot$  and  $\sim 8.3M_\odot$ , respectively. In both cases, the companion star is consistent with being a high mass system. The optical counterpart of Swift J1626.6–5156 shows strong  $H\alpha$  emission with an equivalent width of  $\sim 40 \text{ \AA}$  (Negueruela & Marco 2006). This equivalent width implies an orbital period of the Be/X–ray system of the order of  $\sim 100 - 200$  days which is consistent with the orbital period reported in our work.

”A Be star” is an early type non-supergiant star which has a circumstellar disk around its equator, possibly formed by fast spin rotation, non-radial pulsation or magnetic loops



Table 1: Timing Solution of Swift J1626.6–5156 (Valid for MJD 53943.74–54410.49)

Parameter	Value
Epoch for spin frequency (MJD)	54178.24(5)
$\nu$ (Hz)	0.065161110(3)
$\dot{\nu}$ ( $10^{-12}$ Hz.s $^{-1}$ )	1.31(2)
$\ddot{\nu}$ ( $10^{-21}$ Hz.s $^{-2}$ )	$-7.5 \pm 3.2$
Orbital Period (days)	132.89(3)
$a/c \sin i$ (lt-s)	401(5)
Orbital Epoch at $\pi/2$ (MJD)	54031.44(5)
Eccentricity	0.08(1)
$w$ (longitude of periastron)	340(9)

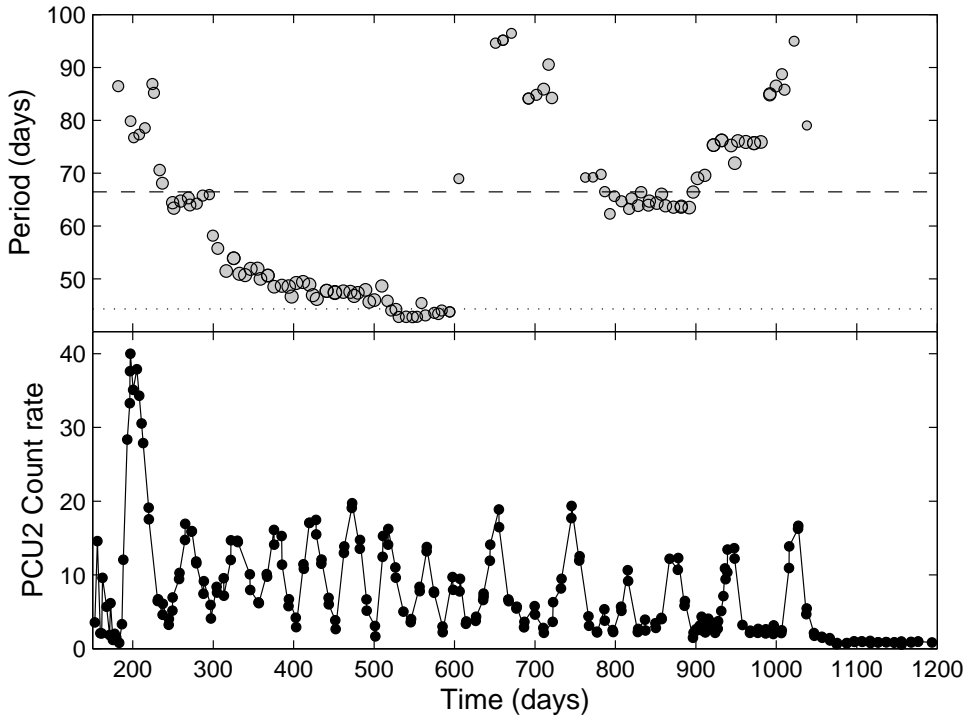


Figure 4 – **(bottom)** The modulating part of the outburst of Swift J1626.6–5156 . **(top)** The highest-probability period from the sliding Lomb-Scargle analysis (see text) as displayed at the middle of the corresponding 200-day long window. Symbol size is proportional to minus the logarithm of the chance probability. The horizontal lines mark  $P_{orb}/2$  (dashed) and  $P_{orb}/3$  (dotted).

(Slettebak 1988). Be/X–ray binary pulsars often show recurrent X–ray outbursts. These X–ray outbursts are thought to be mainly due to the accretion of this circumstellar disk material onto a neutron star (Negueruela 1998, Inam et al., 2004). The mass accretion increases at the periastron passages since the density of plasma is greater when the pulsar is close to the companion star. Therefore it is plausible to observe an increase in X–ray flux during the periastron passage. This behaviour has been observed in the Be/X–ray binaries 4U 0115+63 (Negueruela et al., 1998), KS 1947+300 (Galloway et al., 2004), 2S 1417-624 (Inam et al. 2004) and EXO 2030+375 (Reig 2008, Baykal et al 2008). In case of Swift J1626.6–5156, however, we do not find X-ray outbursts coincident with the periastron passages. This is likely because of the fact that the orbit is nearly circular (as indicated by very small orbital eccentricity), therefore, periastron passages do not provide any extra interaction between the neutron star and circumstellar disk.

Although orbital period of Swift J1626.6–5156 can also be considered to be typical among Be/X–ray pulsar binaries, eccentricity of the system is one of the smallest among these binaries (Raguzova & Popov, 2005). The small eccentricity of the system can be as a result of a weak supernova kick during formation of the system or a post-supernova circularisation by the interaction of the neutron star with the decretion disk of the Be star (Martin et al. 2009).

Our timing analysis of the long-term variability (Figure 4) has shown that the situation is more complex than what was reported by DeCesar et al. (2009). We find that modulations at timescales of about a half and a third of the orbital period are indeed more prominent. For the Be/X-ray pulsar systems with high eccentricity, it is quite natural to observe periodic outbursts near the periastron passages (Okazaki & Negueruela, 2001). For instance, modulating twice during an orbital revolution has been seen before in 4U 1907+09 (see e.g., in ’t Zand, Baykal & Strohmayer 1998). It could be explained with the Be star being tilted with respect to the orbital plane. This would cause the neutron star to cross its equatorial disk twice during one orbit, leading to periodic increase in accretion rate. For low eccentric systems such as GS 0834-430 and XTE J1543-568, outbursts are seldom and occur due to mass accumulation until a large perturbation develops (Okazaki & Negueruela, 2001). The nature of Swift J1626.6–5156 is completely different compared to the outbursts of these low eccentric systems. It is more likely that the perturbations in the outer edge of the disk due to the non uniform accretion from the Be companion, propagate to the inner edge of the disk as density waves as suggested in EXO 2030+575 (Wilson et al. 2002, Baykal et al. 2008). These waves lead to small outbursts at the inner edge of the disk. The period of these waves is expected to be related to the resonance size of the accretion disk (Okazaki & Negueruela, 2001). In eccentric systems, the trigger mechanism of these perturbations is related to the periastron passages, but for Swift J1626.6–5156 it should be an intrinsic property of

the Be/X-ray pulsar system. There is no definite theory for the trigger mechanism in low eccentric Be/X-ray pulsar systems.

We would like to thank M. Ali Alpar for his valuable comments. We acknowledge EU FP6 Transfer of Knowledge Project "Astrophysics of Neutron Stars" (MTKD-CT-2006-042722). A.B and S.C.I acknowledge research project TBAG 109T748 of the Scientific and Technological Research Council of Turkey (TÜBİTAK). TB acknowledges support from ASI grant ASI I/088/06/0.

## References

- Baykal, A., Kızıloğlu, U., Kızıloğlu, N., Beklen, E., Ozbey, M., 2008, *A&A*, 479, 301
- Coe, M. J. 2000, in ASP Conf. Ser. 214, *Be Phenomenon in Early-Type Stars*, ed. M. A. Smith & H. F. Henrichs (San Francisco: ASP), 656
- Belloni, T., Homan, J., Campana, S., Markwardt, C. B., Gehrels, N. 2006, *ATel* 687
- Corbet, R.H.D., 1986, *MNRAS*, 220, 1047
- DeCesar, M.E., Pottschmidt, K., Wilms, J. 2009, *ATel* 2036
- Deeter, J. E., Boynton, P. E., & Pravdo, S. H. 1981, *ApJ*, 247, 1003
- Deeter, J. E., & Boynton, P. E. 1985, in *Proc. Inuyama Workshop on Timing Studies of X-ray Sources*, ed. S. Hayakawa & F. Nagase (Nagoya: Nagoya Univ.), 29
- Galloway, D.K., Morgan, E.H., Levine, A.M., 2004, *ApJ*, 613, 1164
- İnam S. Ç., Baykal A., Scott D. M., Finger M., Swank J., 2004, *MNRAS*, 349, 173
- in't Zand J. J. M., Baykal A., Strohmayer T. E., 1998, *ApJ*, 496, 386
- Jahoda, K., Swank J. H., Giles A. B., Stark, M. J., Strohmayer, T., Zhang, W., & Morgan, E. H. 1996, *Proc. SPIE*, 2808, 59
- Lomb, N.R. 1975, *Ap&SS*, 39, 447
- Markwardt, C. B. & Swank, J. H. 2005, *ATel* 679
- Martin, R.G., Tout, C.A., Pringle, J.E. 2009, *MNRAS*, 397, 1563
- Negueruela, I. 1998, *A&A*, 338, 505
- Negueruela I., Reig, P., Coe, M.J., Fabregat, J., 1998, *A&A*, 336, 251

- Negueruela, I., Marco, A. 2006, ATel 739
- Okazaki, A., Negueruela, I., 2001, A&A, 377,161
- Palmer, D., Barthelmy, S., Cummings, J., et al. 2005, ATel 678
- Porter, J. M., & Rivinius, T. 2003, PASP, 115, 1153
- Raguzova, N.V., Popov, S.B. 2005, A&AT, 24, 151
- Rea N., Testa V., Israel G.L., et al. 2006, ATel 713
- Reig, P., 2008, A&A, 489, 725
- Reig, P., Belloni, T., Israel, G.L., Campana, S., Gehrels, N., Homan, J. 2008, A&A, 485, 797
- Scargle, J.D. 1982, ApJ, 263, 835
- Slettebak A., 1988, PASP 100,770
- Stella, L., White, N. E., & Rosner, R. 1986, ApJ, 308, 669
- Waters, L. B. F. M., & van Kerkwijk, M. H. 1989, A&A, 223, 196
- Wilson, C.A., Finger, M. H., Coe, M.J., Laycock, S., Fabregat, J., 2002, ApJ, 570, 287